


Treutlen County

 5040 South Third Street, Soperton, GA 30457

 (912)529-7101

 Enrollment: 1063 students

Performance Snapshot

- Treutlen County's **overall performance is higher than 24% of districts.**
- Its elementary students' **academic growth is higher than 12% of districts.**
- Its middle school students' **academic growth is higher than 39% of districts.**
- Its high school students' **academic growth is higher than 65% of districts.**
- **44.2% of its 3rd grade students are reading at or above the grade level target.**
- **55.8% of its 8th grade students are reading at or above the grade level target.**
- **Its four-year graduation rate is 84.8%, which is higher than 28% of districts.**
- **40.3% of graduates are college and career ready.**

District Wide

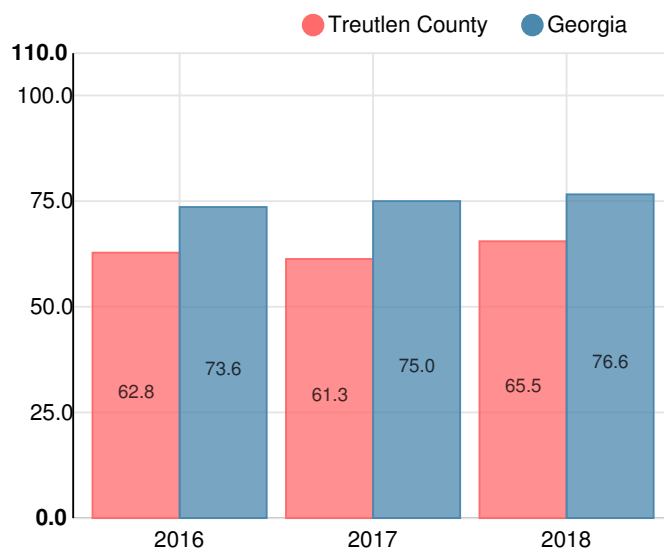
D

65.5

Year	Treutlen County
2018	D
2017	D
2016	D

Grade conversion	
A	90 - 100
B	80 - 89.9
C	70 - 79.9
D	60 - 69.9
F	0 - 59.9

CCRPI Single Score

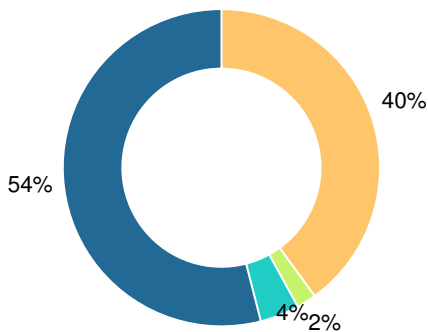


Student Mobility Rate

12.1%

Race/Ethnicity

- Asian/Pacific Islander
- American Indian/Alaskan
- Black
- Hispanic
- Multi-racial
- White



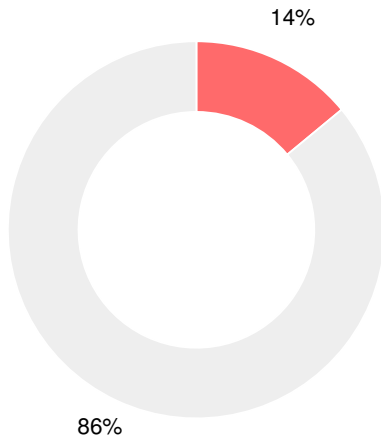
Economically Disadvantaged (ED)

- ED
- Not ED




Students with Disability (SWD)

- SWD
- Not SWD



English Language Learners (ELL)

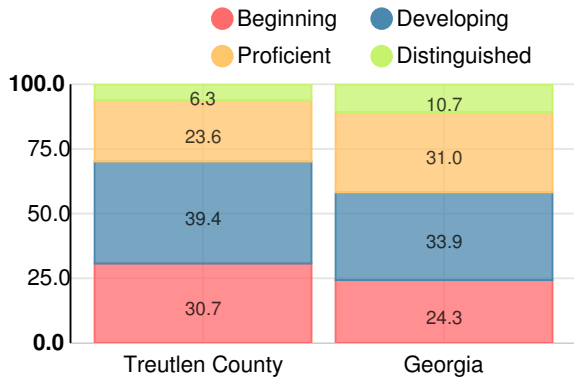
- ELL
- Not ELL



Elementary

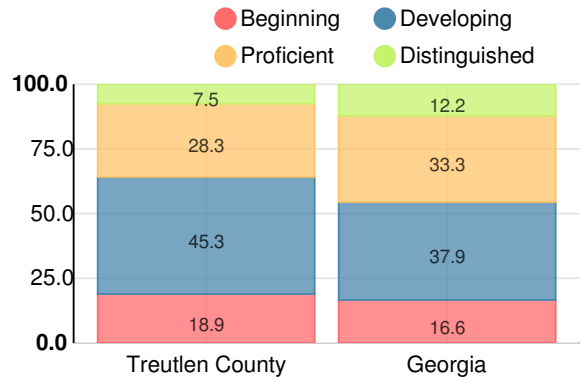
English

Percent of students scoring in each performance level on 2018 Georgia Milestones for elementary grades



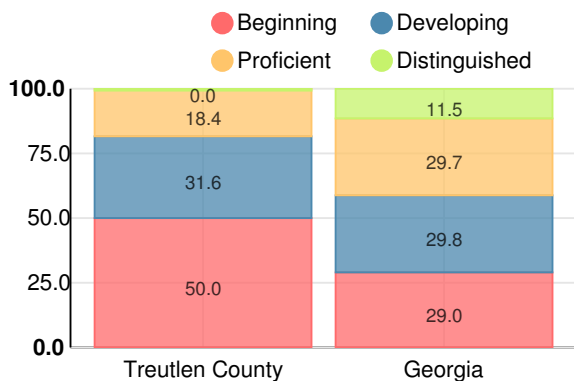
Mathematics

Percent of students scoring in each performance level on 2018 Georgia Milestones for elementary grades



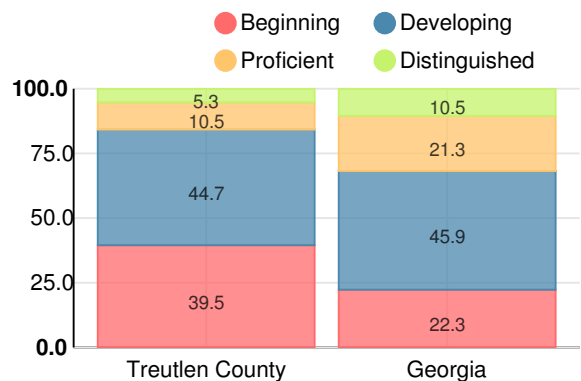
Science

Percent of students scoring in each performance level on 2018 Georgia Milestones for elementary grades



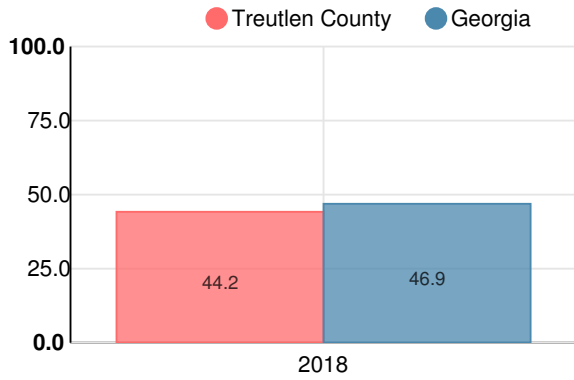
Social Studies

Percent of students scoring in each performance level on 2018 Georgia Milestones for elementary grades



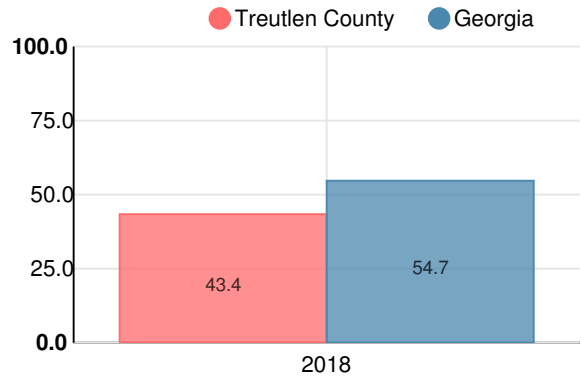
Reading at or above the Grade Level Target (3rd Grade)

Percent of students in grade 3 achieving Lexile measure equal to or greater than 670



Reading at or above the Grade Level Target (5th Grade)

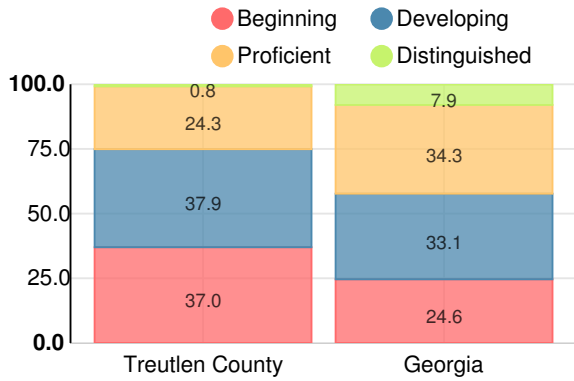
Percent of students in grade 5 achieving Lexile measure equal to or greater than 920



Middle School

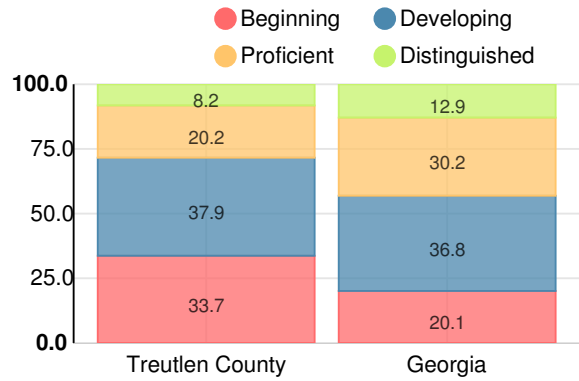
English

Percent of students scoring in each performance level on 2018 Georgia Milestones for middle school grades



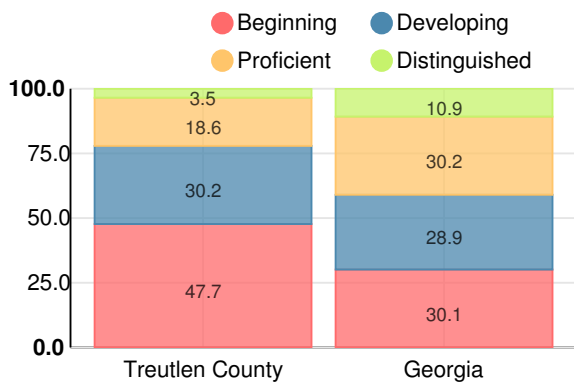
Mathematics

Percent of students scoring in each performance level on 2018 Georgia Milestones for middle school grades



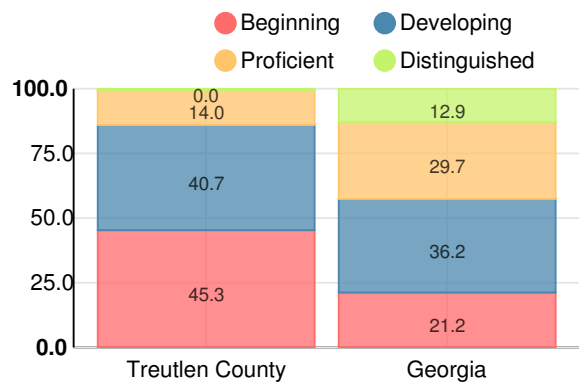
Science

Percent of students scoring in each performance level on 2018 Georgia Milestones for middle school grades



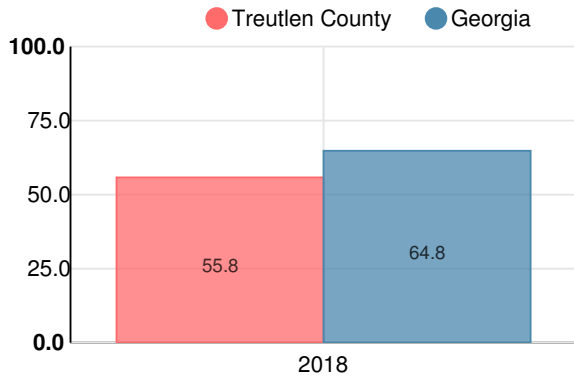
Social Studies

Percent of students scoring in each performance level on 2018 Georgia Milestones for middle school grades



Reading at or above the Grade Level Target (8th Grade)

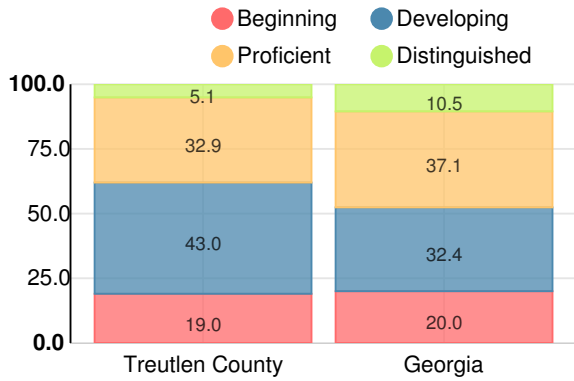
Percent of students in grade 8 achieving Lexile measure greater than 1097



High School

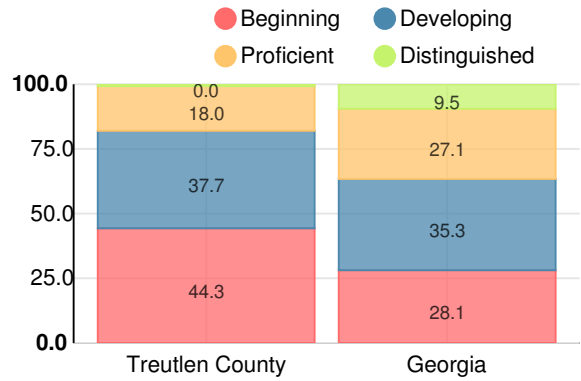
American Literature & Composition

Percent of students scoring in each performance level on 2018 Georgia Milestones



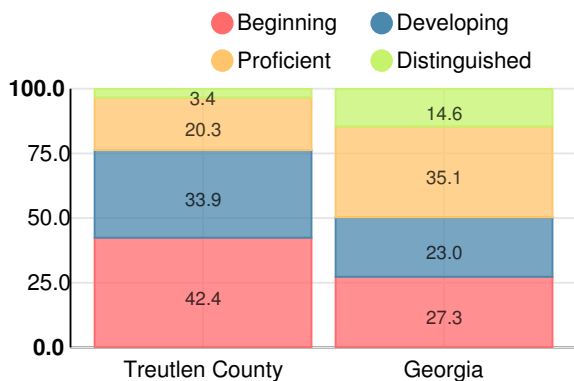
Coordinate Algebra/Algebra I

Percent of students scoring in each performance level on 2018 Georgia Milestones



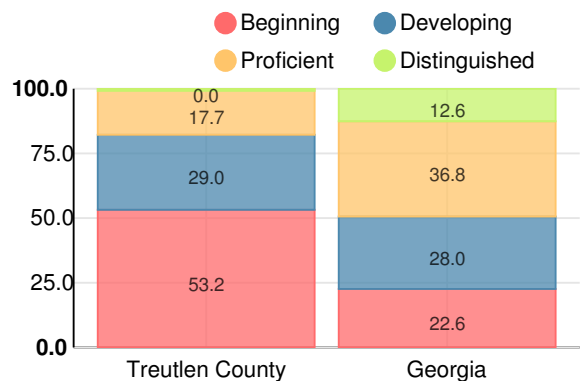
Biology

Percent of students scoring in each performance level on 2018 Georgia Milestones



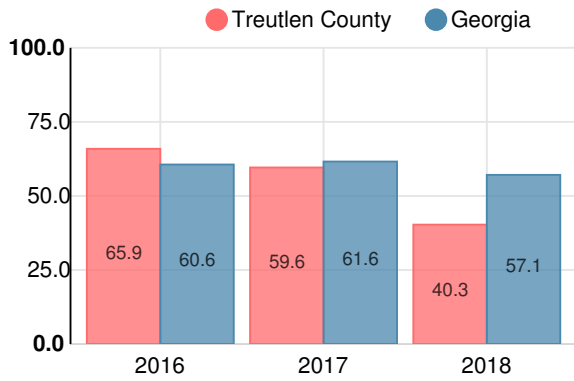
US History

Percent of students scoring in each performance level on 2018 Georgia Milestones



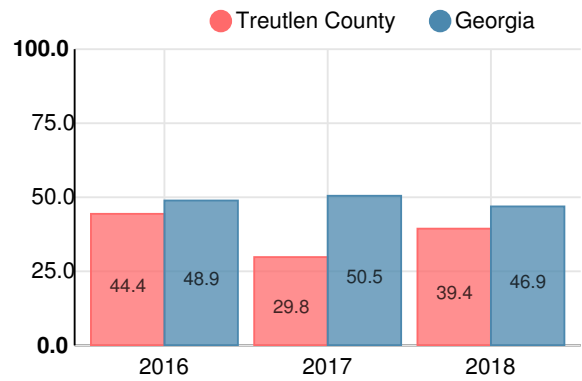
College & Career Readiness

Percent of 12th grade students who are college and career ready

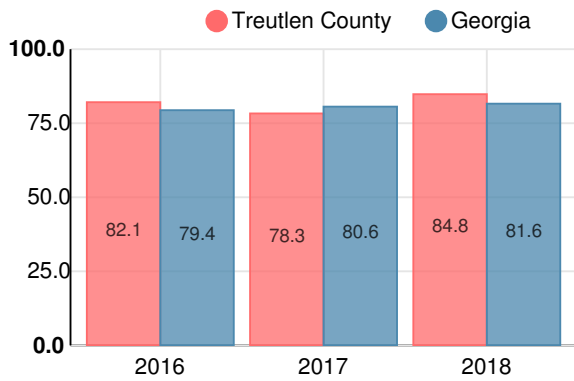


Accelerated Course Taking

Percent of high school graduates earning high school credit for accelerated enrollment



Four-Year Graduation Rate



College Enrollment Rate

