




# Dade County

 52 Tradition Lane, Trenton, GA 30752

 (706)657-4361

 Enrollment: 2005 students

## Performance Snapshot

- Dade County's **overall performance is higher than 79% of districts.**
- Its elementary students' **academic growth is higher than 80% of districts.**
- Its middle school students' **academic growth is higher than 50% of districts.**
- Its high school students' **academic growth is higher than 35% of districts.**
- **59.3% of its 3rd grade students are reading at or above the grade level target.**
- **63.4% of its 8th grade students are reading at or above the grade level target.**
- **Its four-year graduation rate is 92.2%, which is higher than 75% of districts.**
- **58.3% of graduates are college and career ready.**

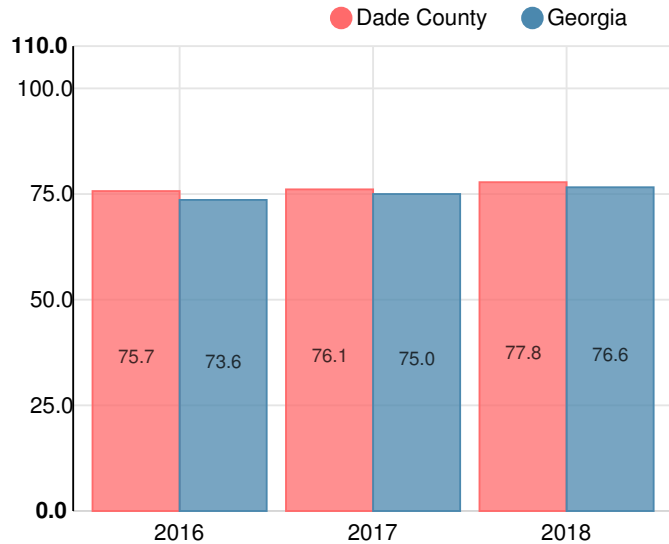
## District Wide

**C**  
**77.8**

Year	Dade County
2018	C
2017	C
2016	C

Grade conversion	
A	90 - 100
B	80 - 89.9
C	70 - 79.9
D	60 - 69.9
F	0 - 59.9

## CCRPI Single Score



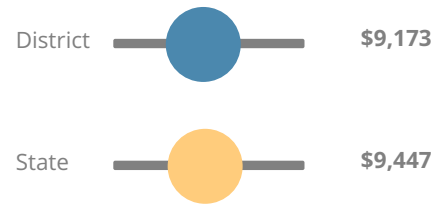
Student Mobility Rate

13.2%

Financial Efficiency Star Rating

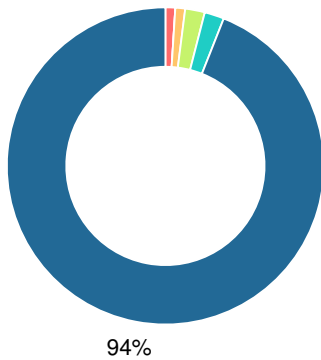


Per Pupil Expenditures



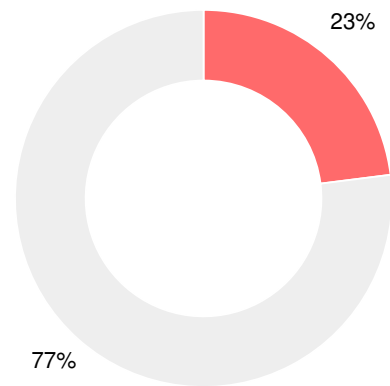
Race/Ethnicity

- Asian/Pacific Islander
- American Indian/Alaskan
- Black
- Hispanic
- Multi-racial
- White



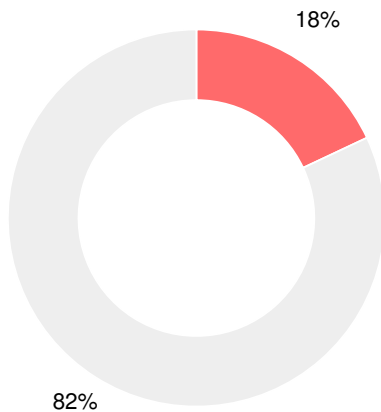
Economically Disadvantaged (ED)

- ED
- Not ED




Students with Disability (SWD)

- SWD
- Not SWD



English Language Learners (ELL)

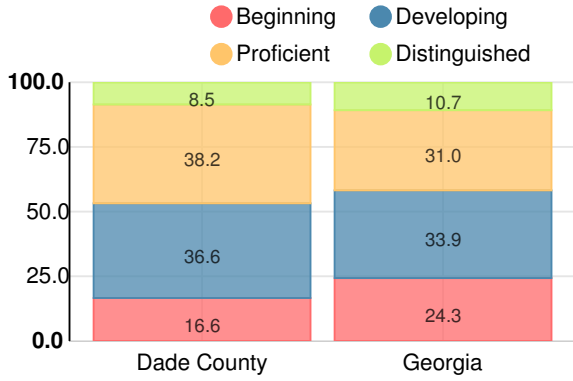
- ELL
- Not ELL



# Elementary

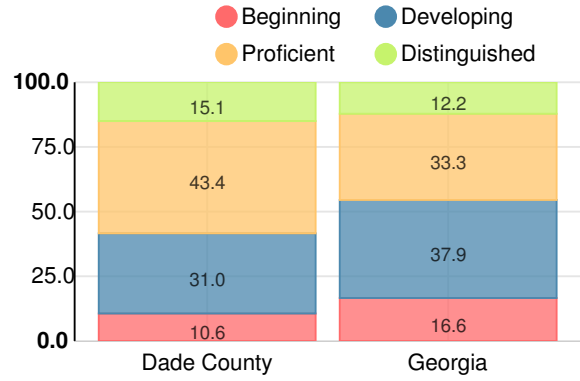
## English

Percent of students scoring in each performance level on 2018 Georgia Milestones for elementary grades



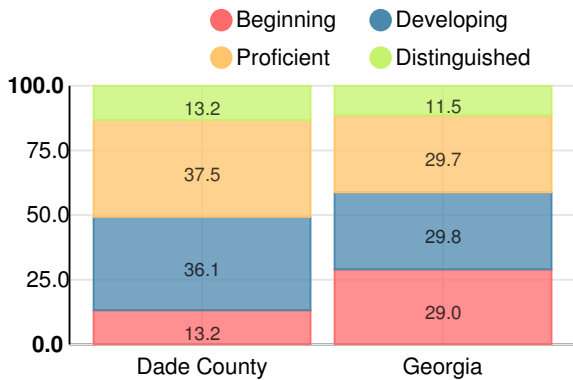
## Mathematics

Percent of students scoring in each performance level on 2018 Georgia Milestones for elementary grades



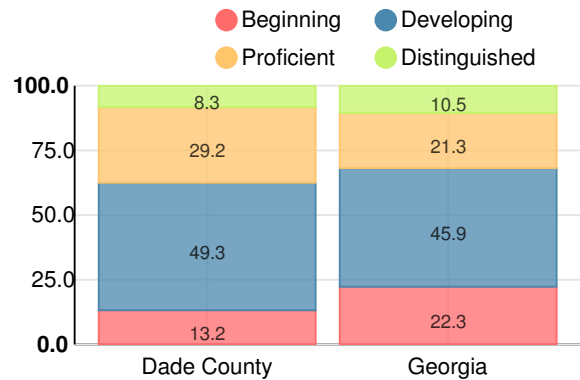
## Science

Percent of students scoring in each performance level on 2018 Georgia Milestones for elementary grades



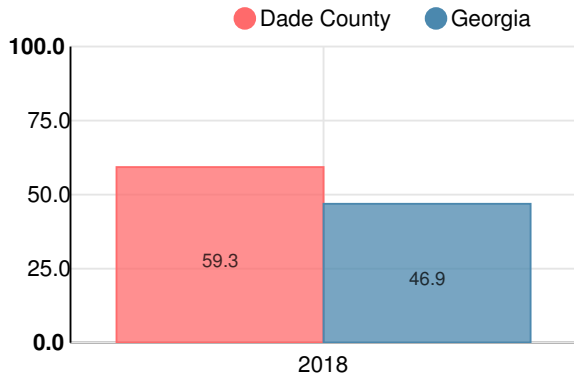
## Social Studies

Percent of students scoring in each performance level on 2018 Georgia Milestones for elementary grades



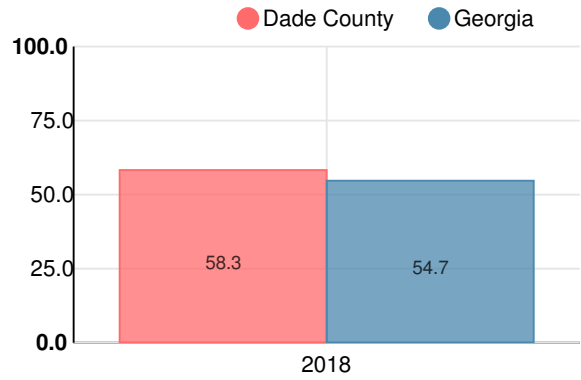
### Reading at or above the Grade Level Target (3rd Grade)

Percent of students in grade 3 achieving Lexile measure equal to or greater than 670



### Reading at or above the Grade Level Target (5th Grade)

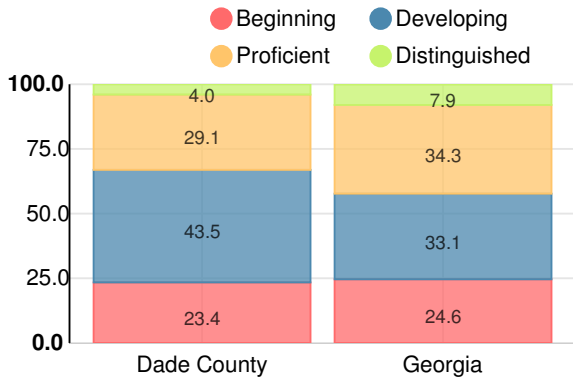
Percent of students in grade 5 achieving Lexile measure equal to or greater than 920



## Middle School

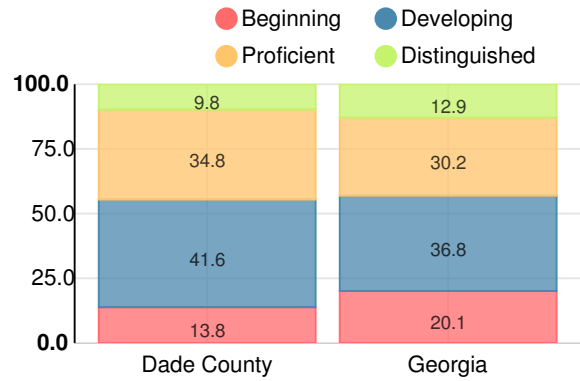
### English

Percent of students scoring in each performance level on 2018 Georgia Milestones for middle school grades



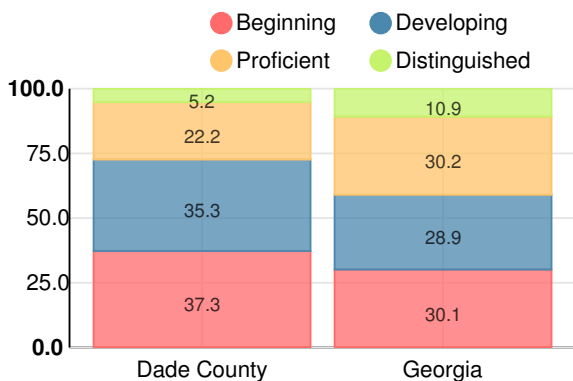
### Mathematics

Percent of students scoring in each performance level on 2018 Georgia Milestones for middle school grades



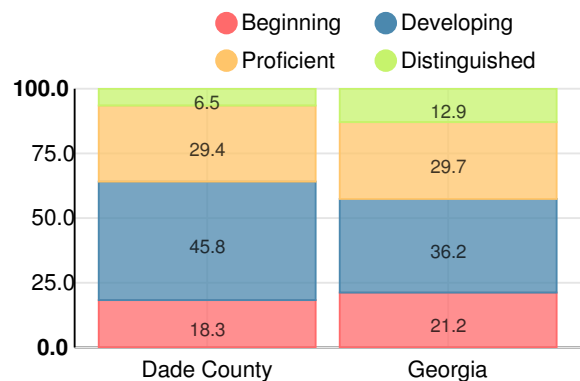
### Science

Percent of students scoring in each performance level on 2018 Georgia Milestones for middle school grades



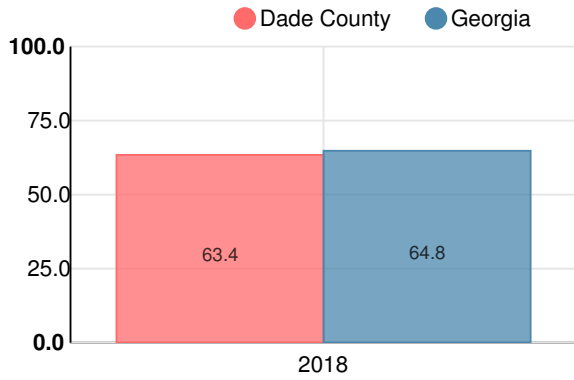
### Social Studies

Percent of students scoring in each performance level on 2018 Georgia Milestones for middle school grades



### Reading at or above the Grade Level Target (8th Grade)

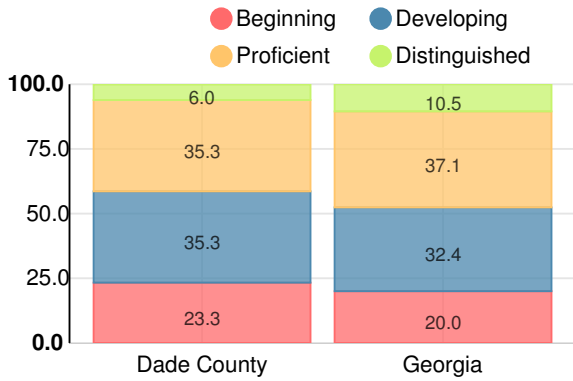
Percent of students in grade 8 achieving Lexile measure greater than 1097



# High School

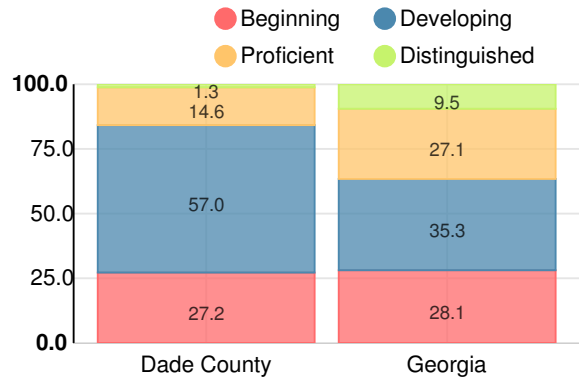
## American Literature & Composition

Percent of students scoring in each performance level on 2018 Georgia Milestones



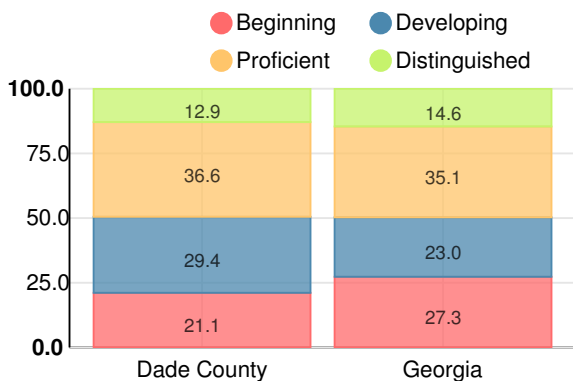
## Coordinate Algebra/Algebra I

Percent of students scoring in each performance level on 2018 Georgia Milestones



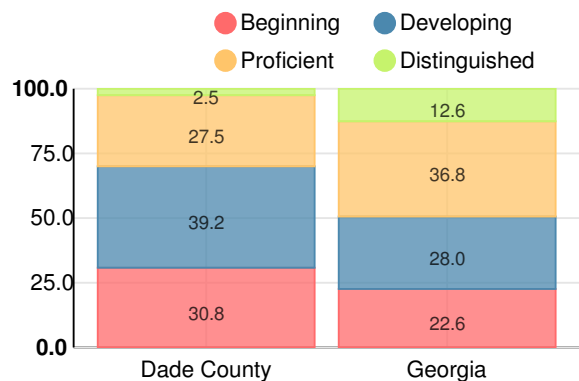
## Biology

Percent of students scoring in each performance level on 2018 Georgia Milestones



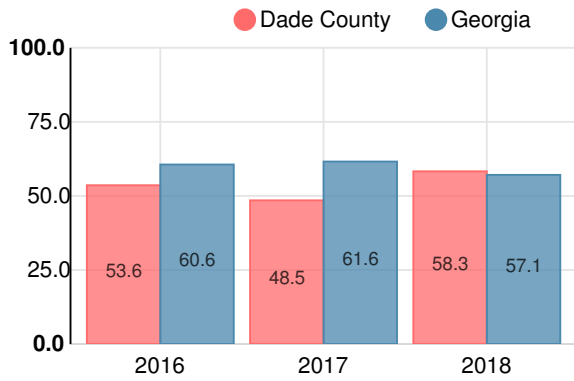
## US History

Percent of students scoring in each performance level on 2018 Georgia Milestones



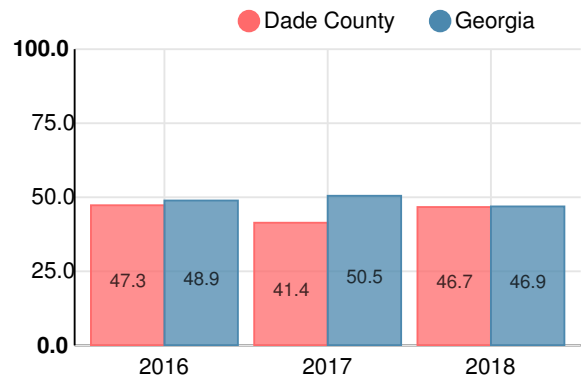
**College & Career Readiness**

Percent of 12th grade students who are college and career ready

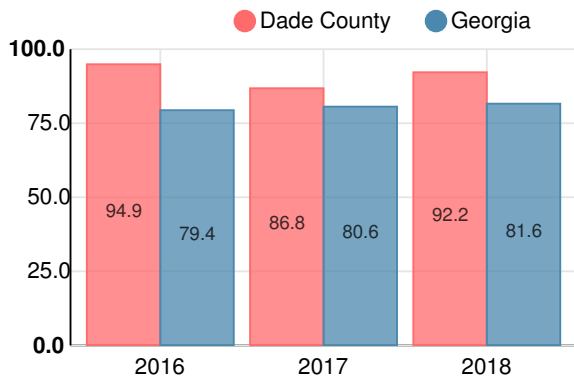


**Accelerated Course Taking**

Percent of high school graduates earning high school credit for accelerated enrollment



**Four-Year Graduation Rate**



**College Enrollment Rate**

