



# Coweta County

 237 Jackson Street, Newnan, GA 30264

 (770)254-2801

 Enrollment: 22178 students

Note: For information on educator qualifications and other federal reporting requirements, [click here](#). Discipline data are available in the [K-12 Student Discipline Dashboard](#).

## Performance Snapshot

- Coweta County's **overall performance is higher than 91% of districts.**
- Its elementary students' **academic growth is higher than 79% of districts.**
- Its middle school students' **academic growth is higher than 87% of districts.**
- Its high school students' **academic growth is higher than 76% of districts.**
- **52.9% of its 3rd grade students are reading at or above the grade level target.**
- **72.8% of its 8th grade students are reading at or above the grade level target.**
- **Its four-year graduation rate is 84.8%, which is higher than 28% of districts.**
- **65.8% of graduates are college and career ready.**

## District Wide

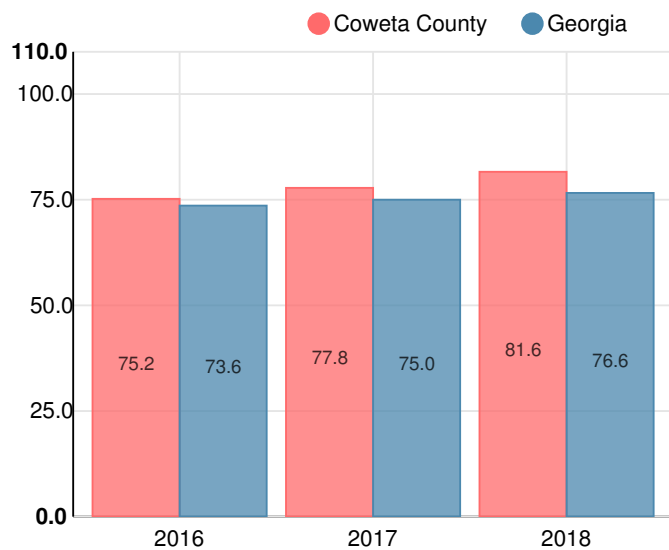
### CCRPI Single Score

# B

## 81.6

Year	Coweta County
2018	B
2017	C
2016	C

Grade conversion	
A	90 - 100
B	80 - 89.9
C	70 - 79.9
D	60 - 69.9
F	0 - 59.9



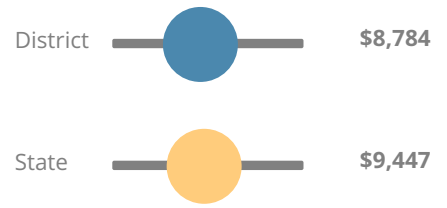
Student Mobility Rate

13.5%

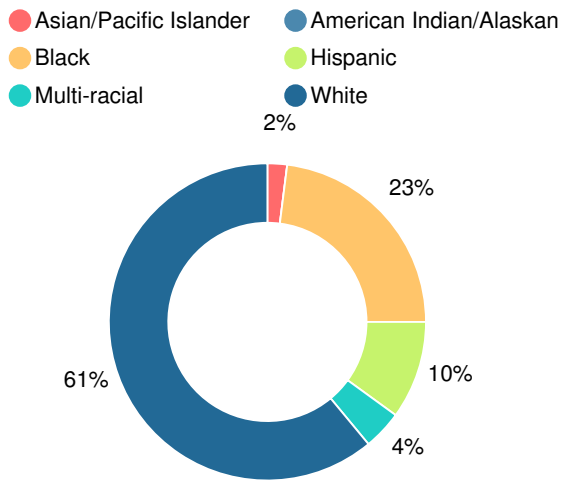
Financial Efficiency Star Rating



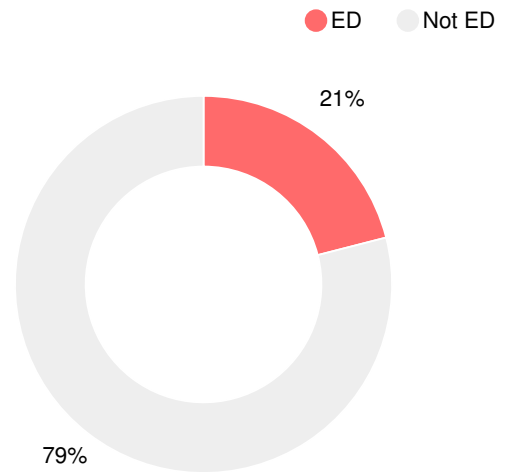
Per Pupil Expenditures



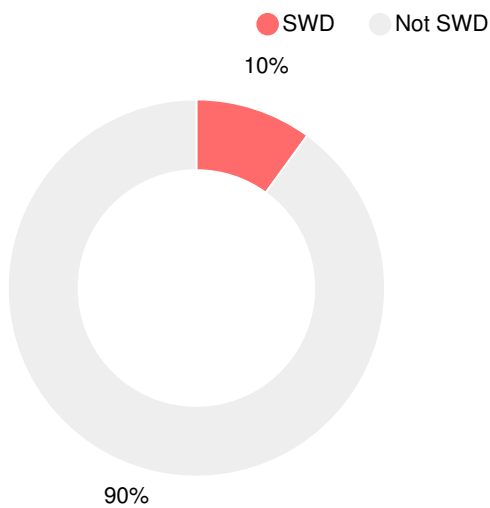
Race/Ethnicity



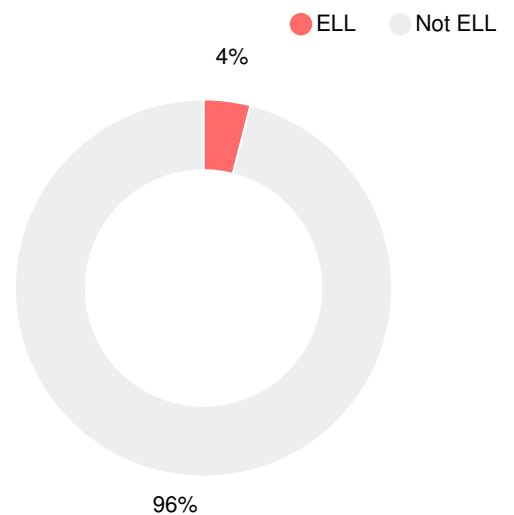
Economically Disadvantaged (ED)



Students with Disability (SWD)



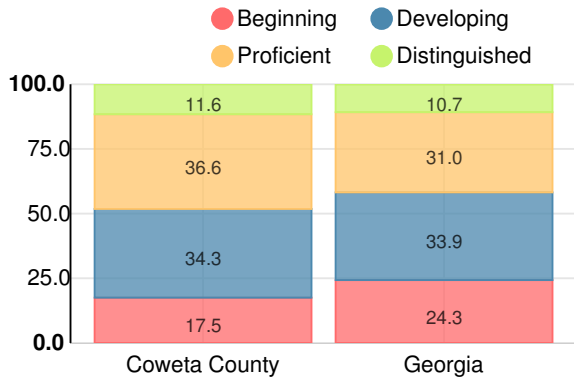
English Language Learners (ELL)



# Elementary

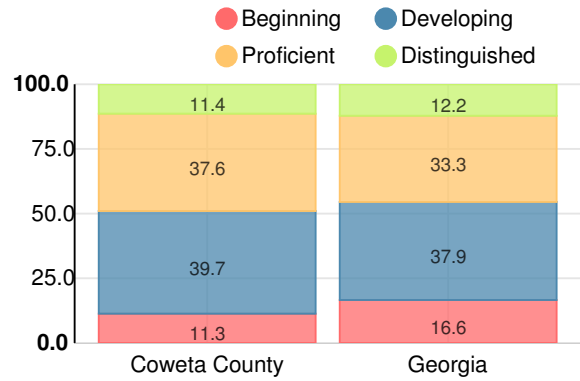
## English

Percent of students scoring in each performance level on 2018 Georgia Milestones for elementary grades



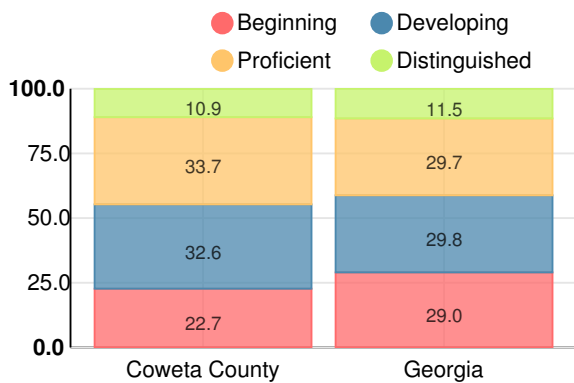
## Mathematics

Percent of students scoring in each performance level on 2018 Georgia Milestones for elementary grades



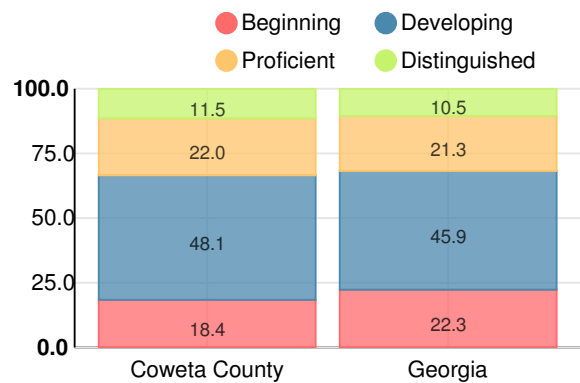
## Science

Percent of students scoring in each performance level on 2018 Georgia Milestones for elementary grades



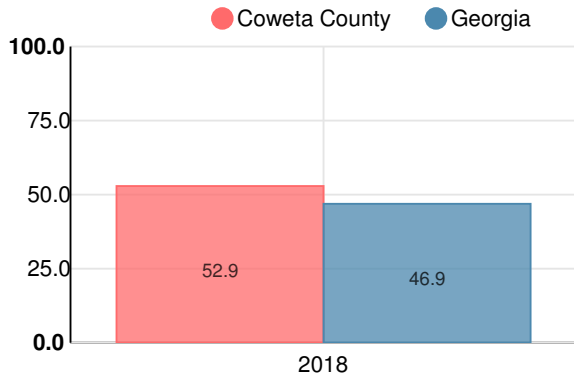
## Social Studies

Percent of students scoring in each performance level on 2018 Georgia Milestones for elementary grades



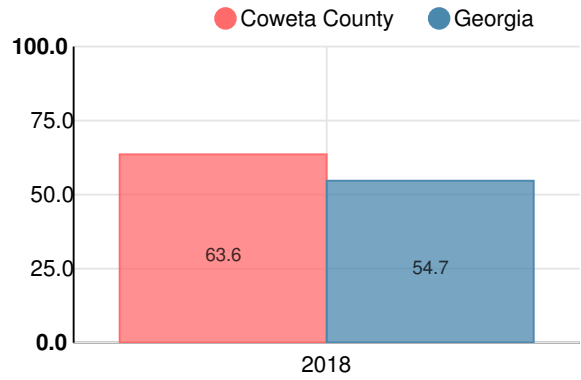
### Reading at or above the Grade Level Target (3rd Grade)

Percent of students in grade 3 achieving Lexile measure equal to or greater than 670



### Reading at or above the Grade Level Target (5th Grade)

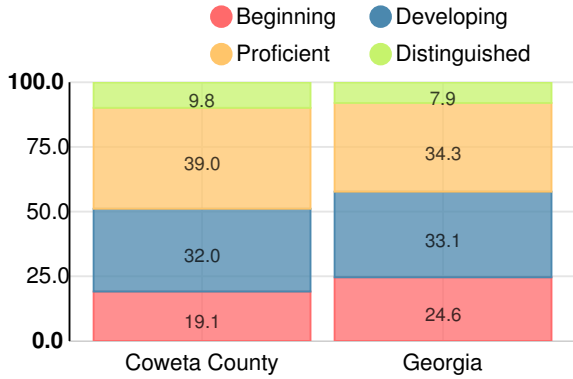
Percent of students in grade 5 achieving Lexile measure equal to or greater than 920



## Middle School

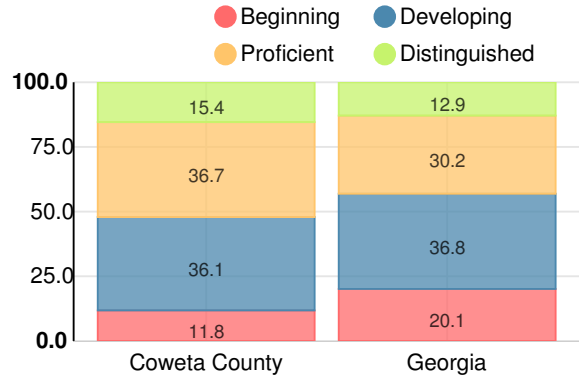
### English

Percent of students scoring in each performance level on 2018 Georgia Milestones for middle school grades



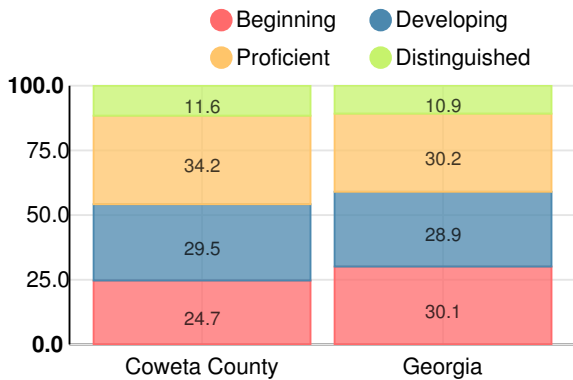
### Mathematics

Percent of students scoring in each performance level on 2018 Georgia Milestones for middle school grades



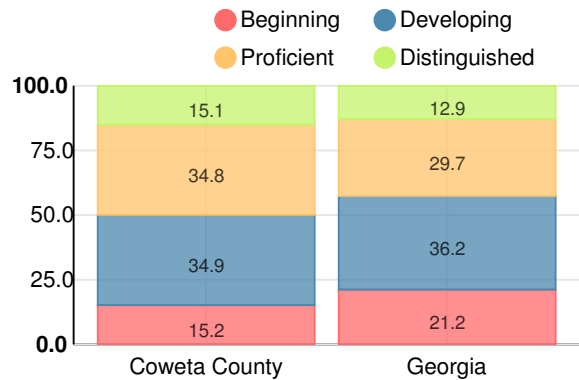
### Science

Percent of students scoring in each performance level on 2018 Georgia Milestones for middle school grades



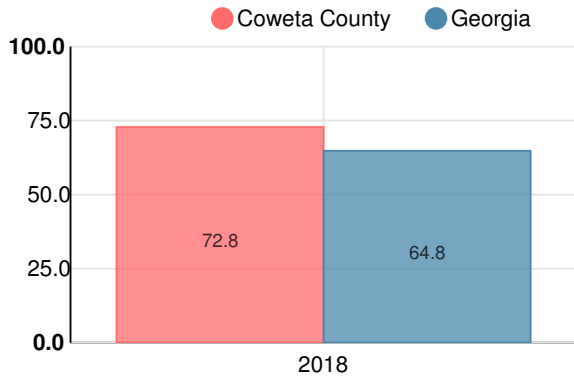
### Social Studies

Percent of students scoring in each performance level on 2018 Georgia Milestones for middle school grades



### Reading at or above the Grade Level Target (8th Grade)

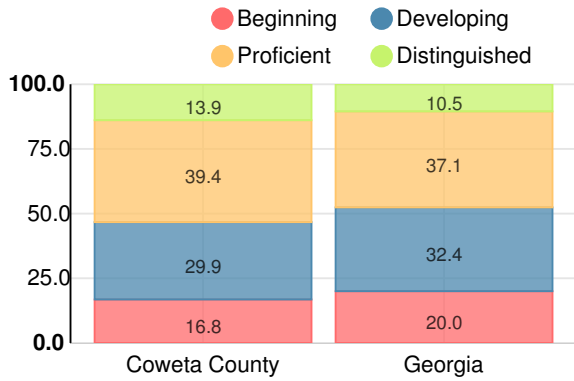
Percent of students in grade 8 achieving Lexile measure greater than 1097



# High School

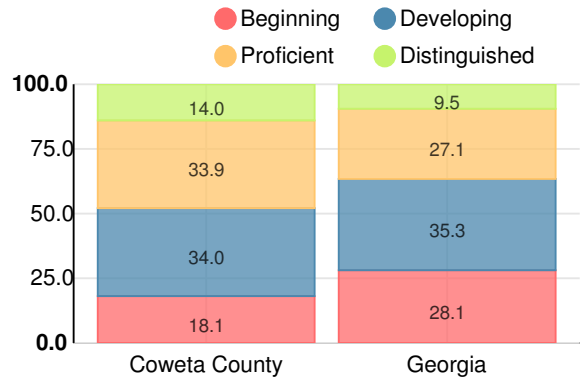
## American Literature & Composition

Percent of students scoring in each performance level on 2018 Georgia Milestones



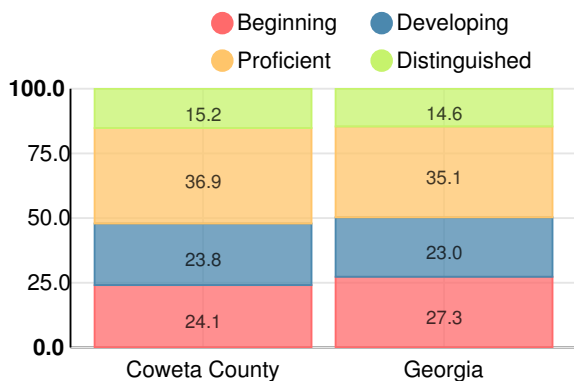
## Coordinate Algebra/Algebra I

Percent of students scoring in each performance level on 2018 Georgia Milestones



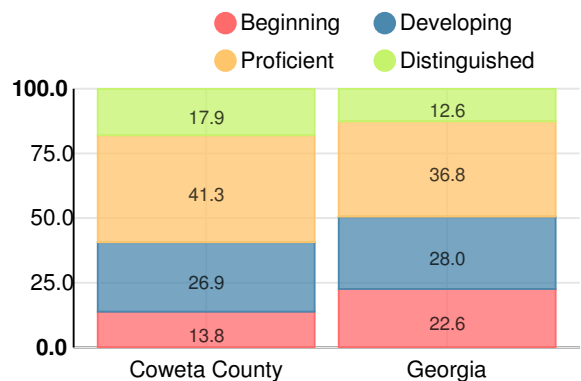
## Biology

Percent of students scoring in each performance level on 2018 Georgia Milestones



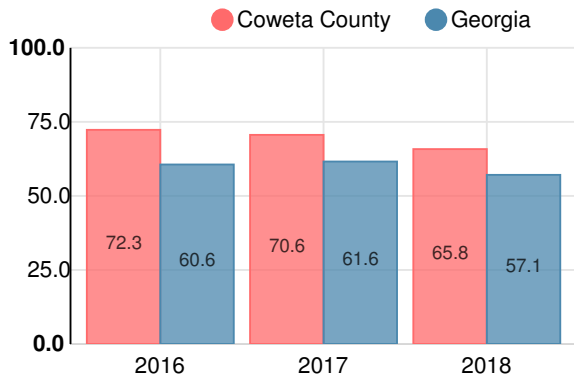
## US History

Percent of students scoring in each performance level on 2018 Georgia Milestones



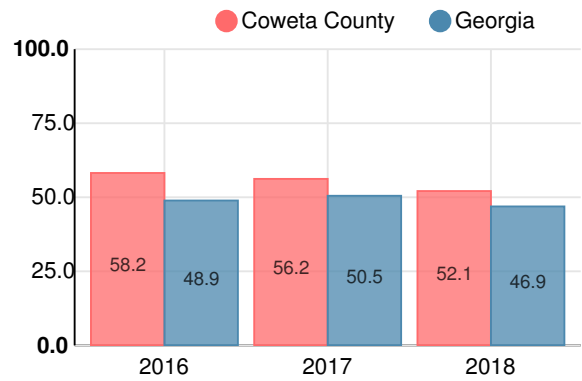
### College & Career Readiness

Percent of 12th grade students who are college and career ready

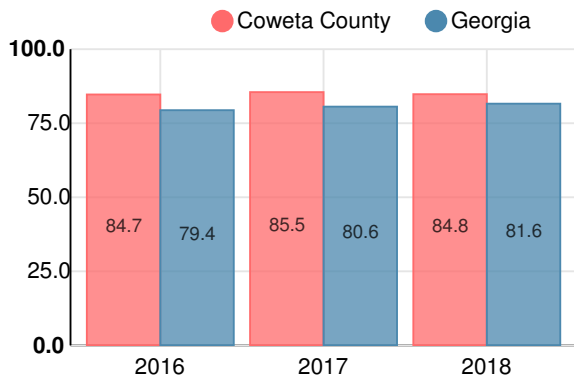


### Accelerated Course Taking

Percent of high school graduates earning high school credit for accelerated enrollment



### Four-Year Graduation Rate



### College Enrollment Rate

