



# Macon County

 Highway 49, Oglethorpe, GA 31068

 (478)472-8188

 Enrollment: 1297 students

Note: For information on educator qualifications and other federal reporting requirements, [click here](#). Discipline data are available in the [K-12 Student Discipline Dashboard](#).

## Performance Snapshot

- Macon County's **overall performance is higher than 2% of districts.**
- Its elementary students' **academic growth is higher than 21% of districts.**
- Its middle school students' **academic growth is higher than 9% of districts.**
- Its high school students' **academic growth is higher than 22% of districts.**
- **26.2% of its 3rd grade students are reading at or above the grade level target.**
- **29.0% of its 8th grade students are reading at or above the grade level target.**
- **Its four-year graduation rate is 86.9%, which is higher than 38% of districts.**
- **36.8% of graduates are college and career ready.**

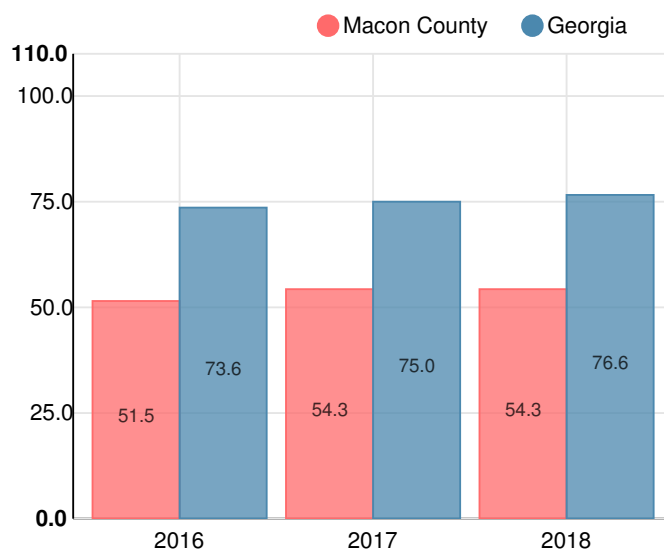
## District Wide

### CCRPI Single Score

**F**  
**54.3**

Year	Macon County
2018	F
2017	F
2016	F

Grade conversion	
A	90 - 100
B	80 - 89.9
C	70 - 79.9
D	60 - 69.9
F	0 - 59.9



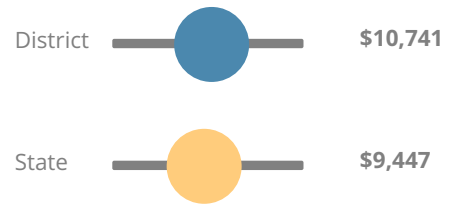
Student Mobility Rate

10.4%

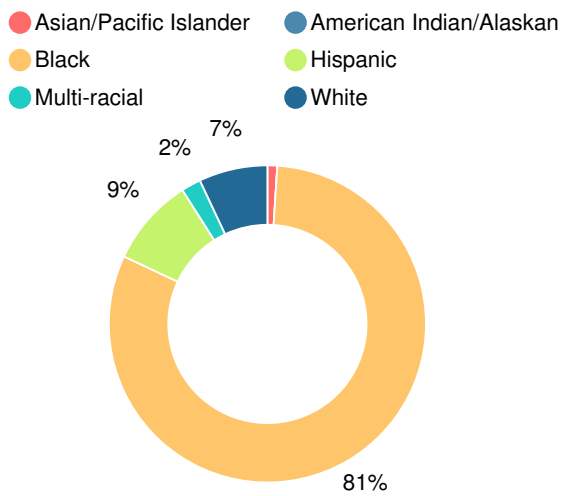
Financial Efficiency Star Rating



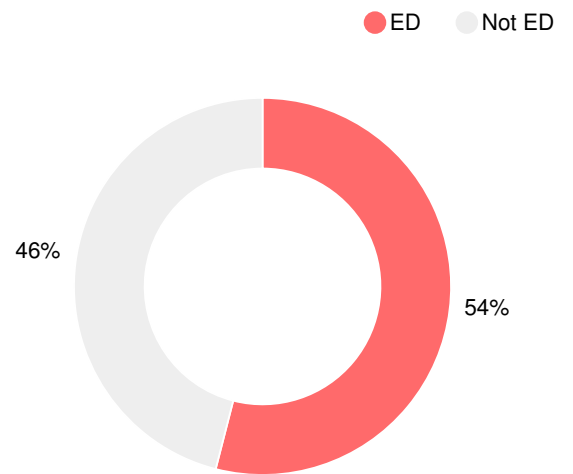
Per Pupil Expenditures



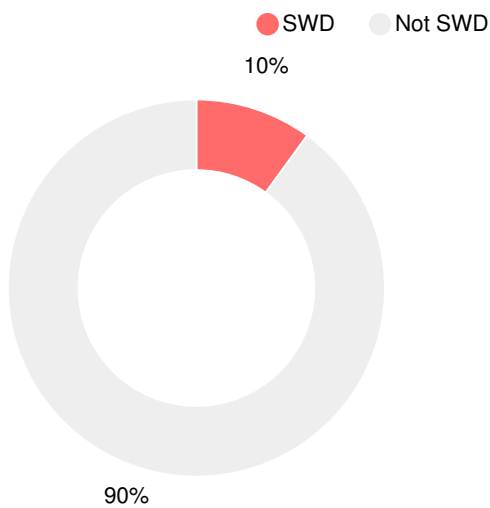
Race/Ethnicity



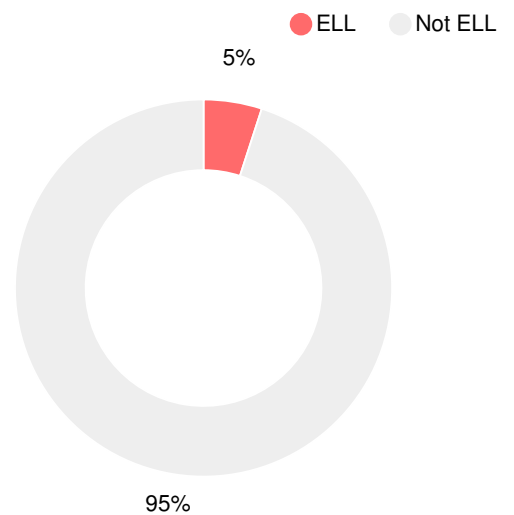
Economically Disadvantaged (ED)



Students with Disability (SWD)



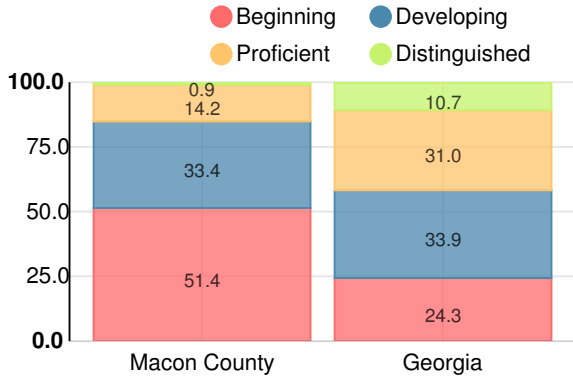
English Language Learners (ELL)



# Elementary

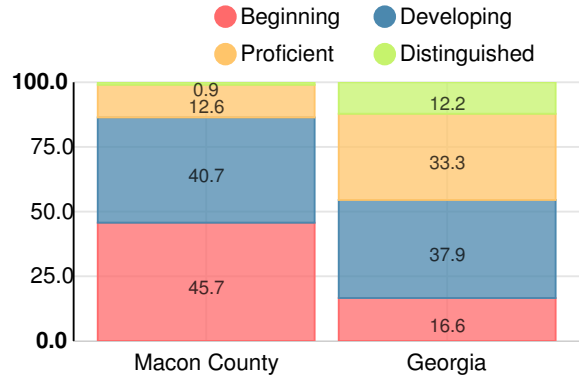
## English

Percent of students scoring in each performance level on 2018 Georgia Milestones for elementary grades



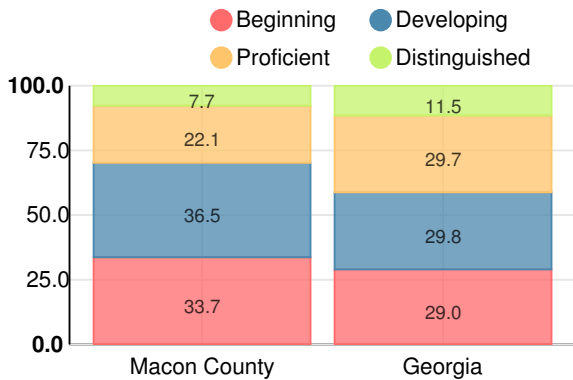
## Mathematics

Percent of students scoring in each performance level on 2018 Georgia Milestones for elementary grades



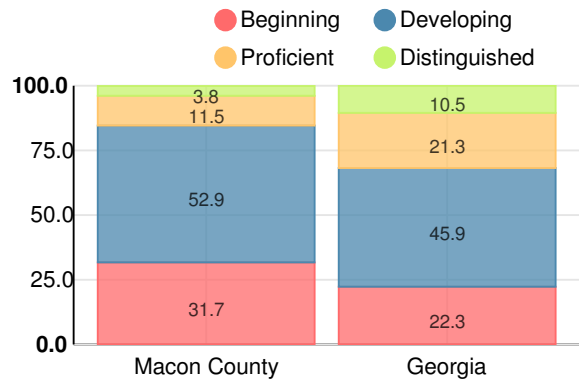
## Science

Percent of students scoring in each performance level on 2018 Georgia Milestones for elementary grades



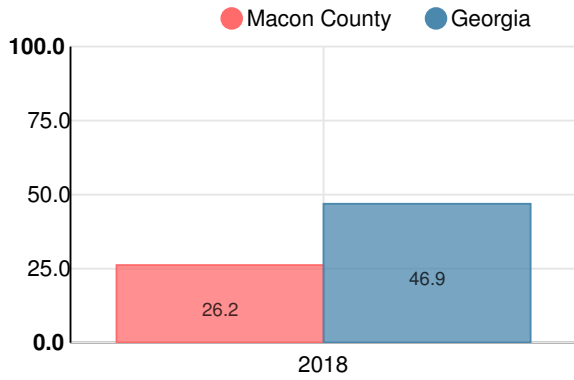
## Social Studies

Percent of students scoring in each performance level on 2018 Georgia Milestones for elementary grades



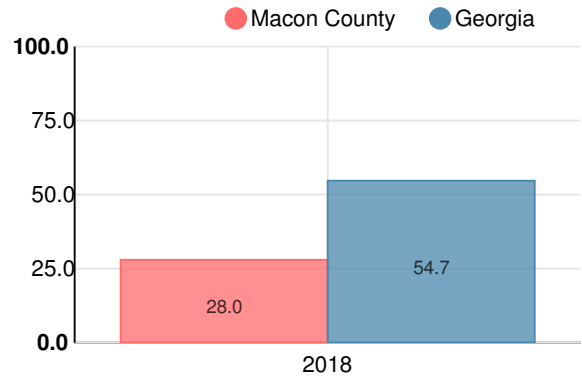
### Reading at or above the Grade Level Target (3rd Grade)

Percent of students in grade 3 achieving Lexile measure equal to or greater than 670



### Reading at or above the Grade Level Target (5th Grade)

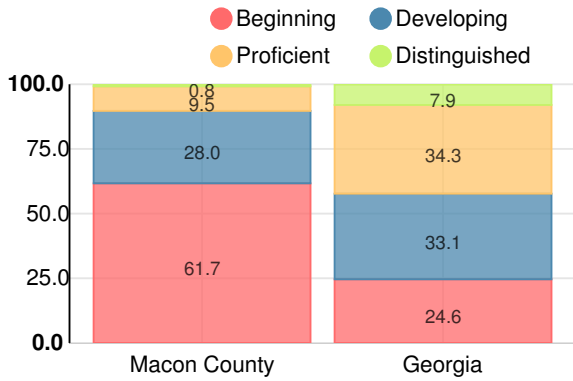
Percent of students in grade 5 achieving Lexile measure equal to or greater than 920



## Middle School

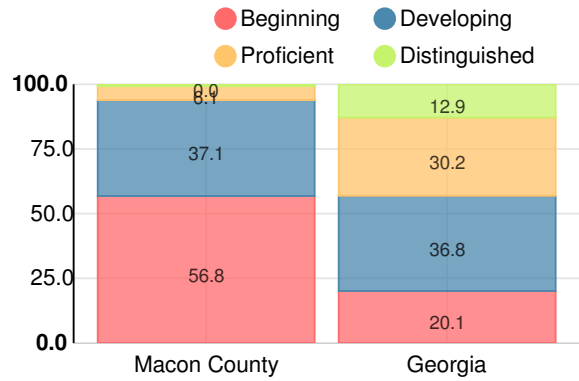
### English

Percent of students scoring in each performance level on 2018 Georgia Milestones for middle school grades



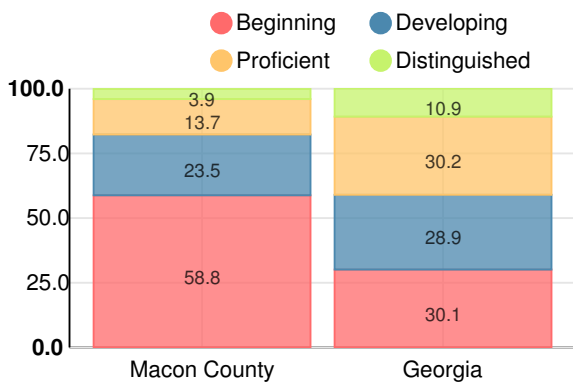
### Mathematics

Percent of students scoring in each performance level on 2018 Georgia Milestones for middle school grades



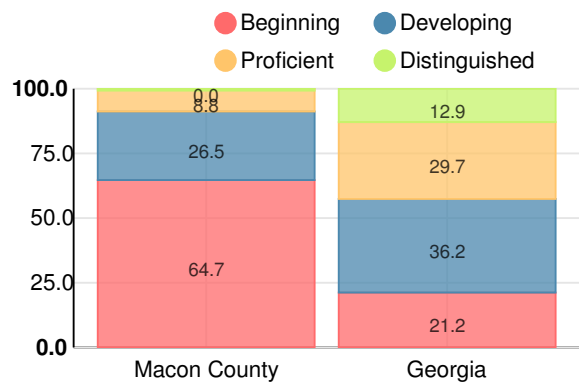
### Science

Percent of students scoring in each performance level on 2018 Georgia Milestones for middle school grades



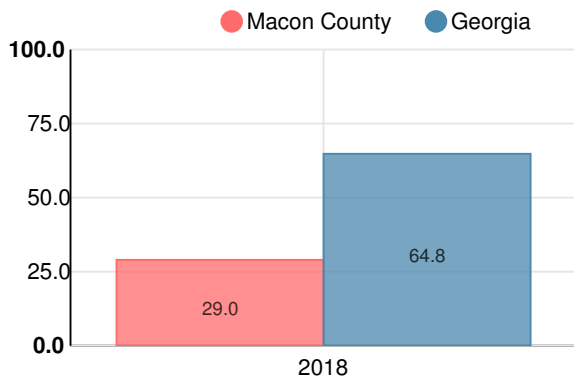
### Social Studies

Percent of students scoring in each performance level on 2018 Georgia Milestones for middle school grades



### Reading at or above the Grade Level Target (8th Grade)

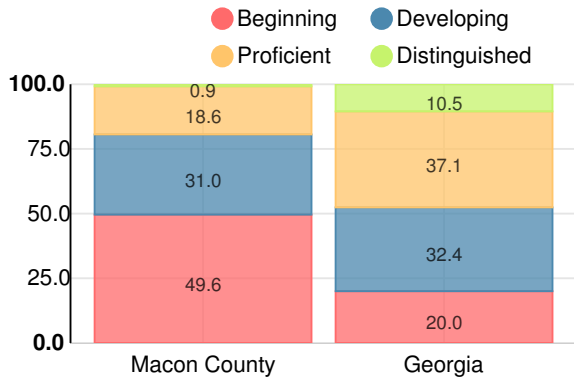
Percent of students in grade 8 achieving Lexile measure greater than 1097



# High School

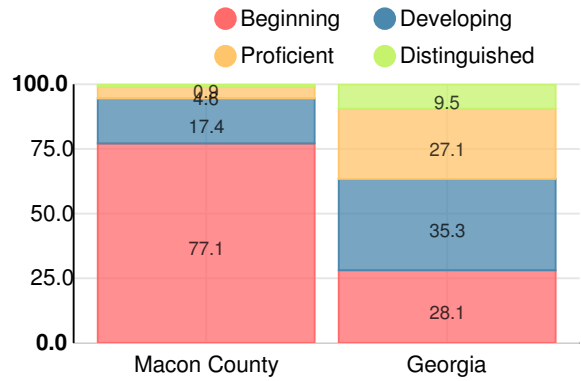
## American Literature & Composition

Percent of students scoring in each performance level on 2018 Georgia Milestones



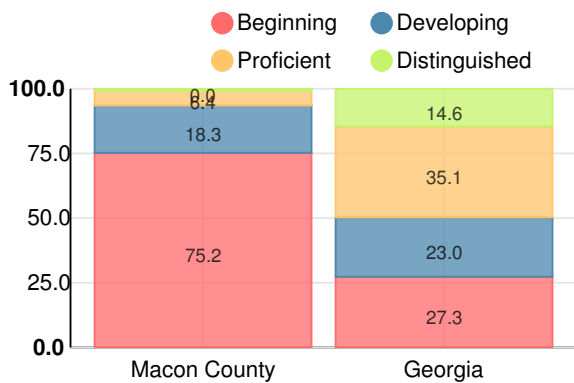
## Coordinate Algebra/Algebra I

Percent of students scoring in each performance level on 2018 Georgia Milestones



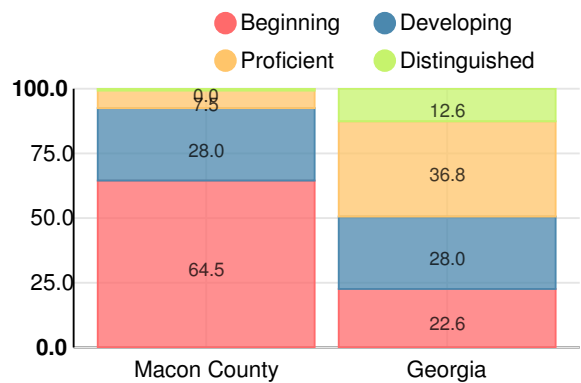
## Biology

Percent of students scoring in each performance level on 2018 Georgia Milestones



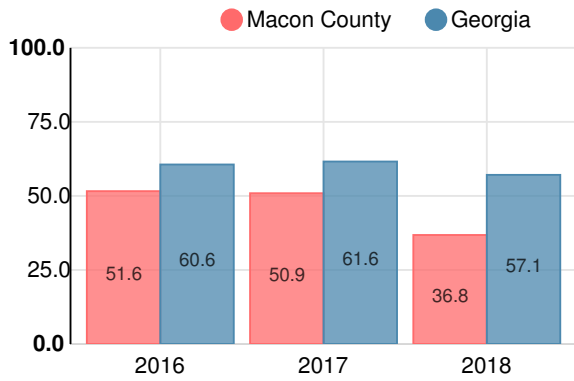
## US History

Percent of students scoring in each performance level on 2018 Georgia Milestones



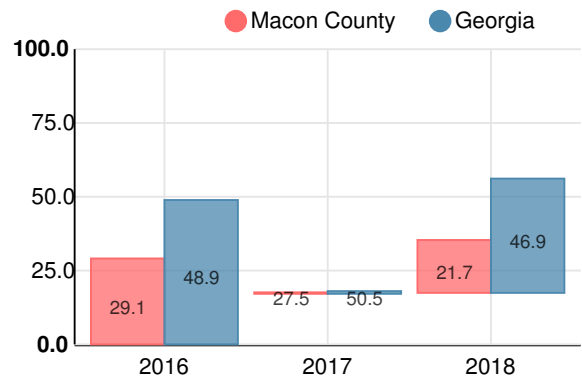
### College & Career Readiness

Percent of 12th grade students who are college and career ready

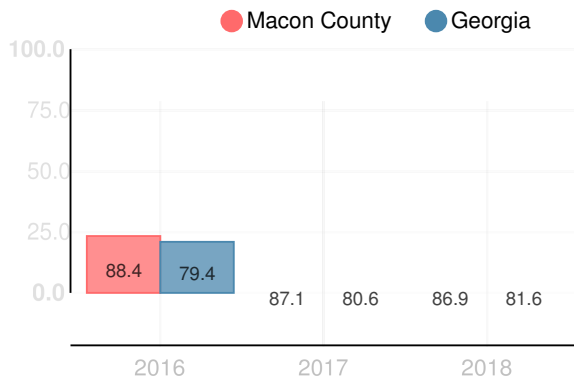


### Accelerated Course Taking

Percent of high school graduates earning high school credit for accelerated enrollment



### Four-Year Graduation Rate



### College Enrollment Rate