


McIntosh County

 200 Pine Street, Darien, GA 31305

 (912)437-6645

 Enrollment: 1309 students

Note: For information on educator qualifications and other federal reporting requirements, [click here](#). Discipline data are available in the [K-12 Student Discipline Dashboard](#).

Performance Snapshot

- McIntosh County's **overall performance is higher than 13% of districts.**
- Its elementary students' **academic growth is higher than 11% of districts.**
- Its middle school students' **academic growth is higher than 2% of districts.**
- Its high school students' **academic growth is higher than 96% of districts.**
- **24.7% of its 3rd grade students are reading at or above the grade level target.**
- **44.9% of its 8th grade students are reading at or above the grade level target.**
- **Its four-year graduation rate is 77.2%, which is higher than 4% of districts.**
- **67.8% of graduates are college and career ready.**

District Wide

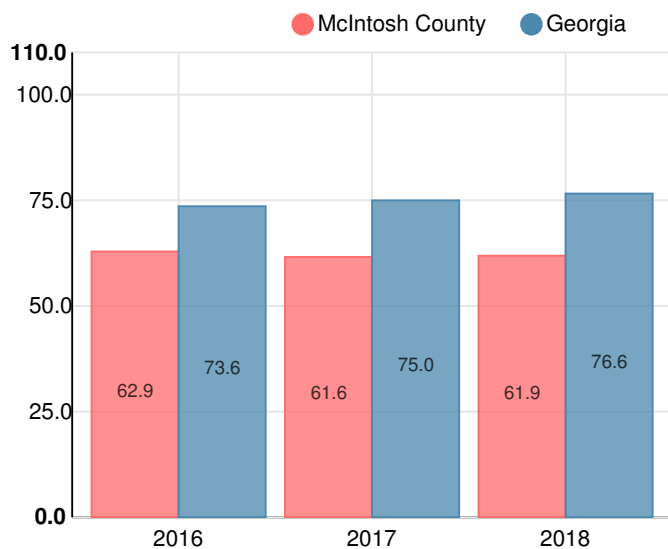
CCRPI Single Score

D

61.9

Year	McIntosh County
2018	D
2017	D
2016	D

Grade conversion	
A	90 - 100
B	80 - 89.9
C	70 - 79.9
D	60 - 69.9
F	0 - 59.9



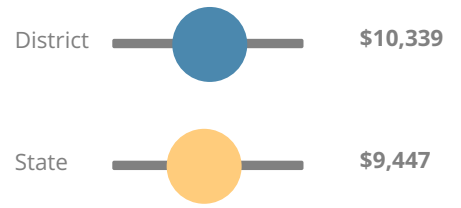
Student Mobility Rate

17.3%

Financial Efficiency Star Rating

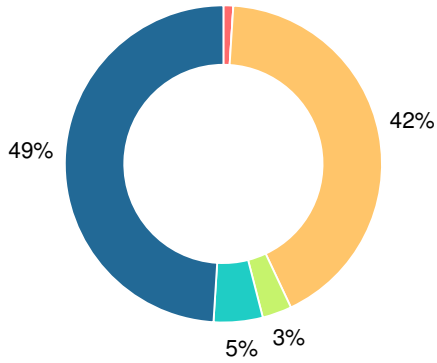


Per Pupil Expenditures



Race/Ethnicity

- Asian/Pacific Islander
- American Indian/Alaskan
- Black
- Hispanic
- Multi-racial
- White



Economically Disadvantaged (ED)

- ED
- Not ED



Students with Disability (SWD)

- SWD
- Not SWD



English Language Learners (ELL)

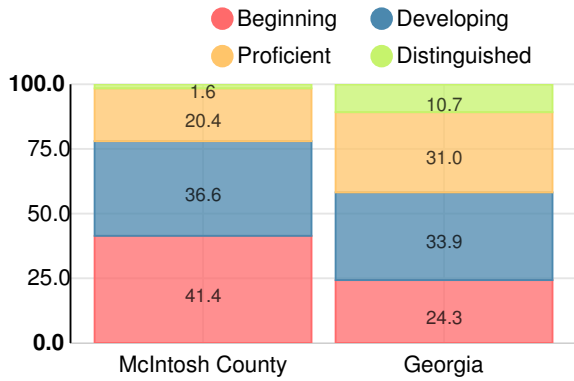
- ELL
- Not ELL



Elementary

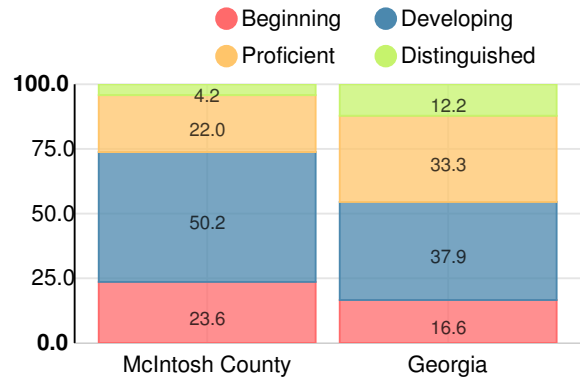
English

Percent of students scoring in each performance level on 2018 Georgia Milestones for elementary grades



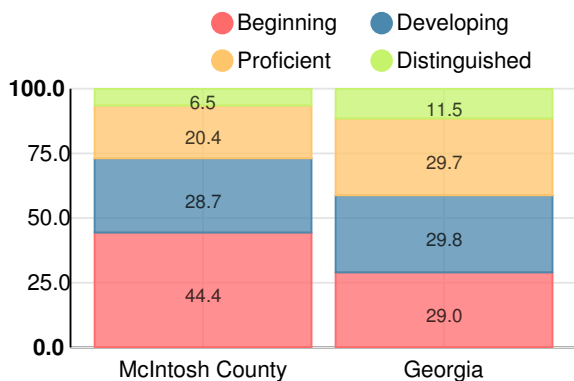
Mathematics

Percent of students scoring in each performance level on 2018 Georgia Milestones for elementary grades



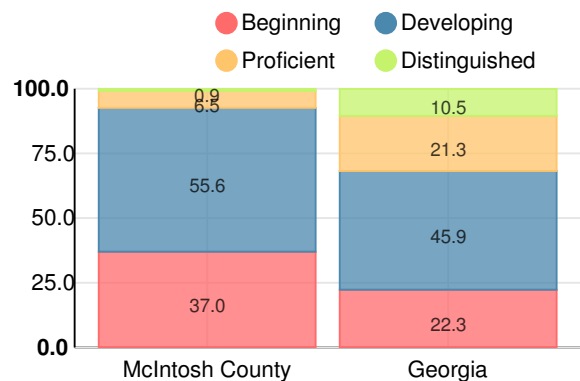
Science

Percent of students scoring in each performance level on 2018 Georgia Milestones for elementary grades



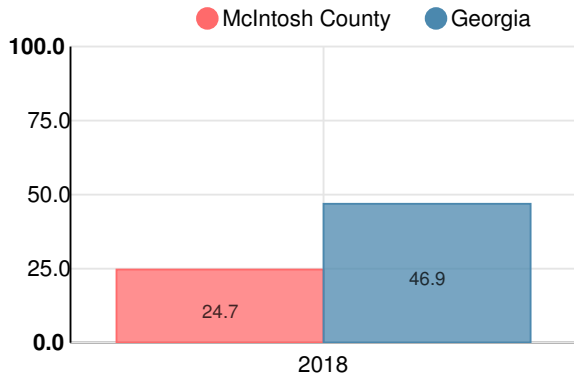
Social Studies

Percent of students scoring in each performance level on 2018 Georgia Milestones for elementary grades



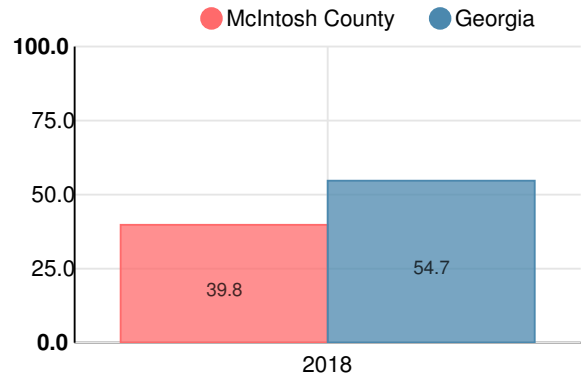
Reading at or above the Grade Level Target (3rd Grade)

Percent of students in grade 3 achieving Lexile measure equal to or greater than 670



Reading at or above the Grade Level Target (5th Grade)

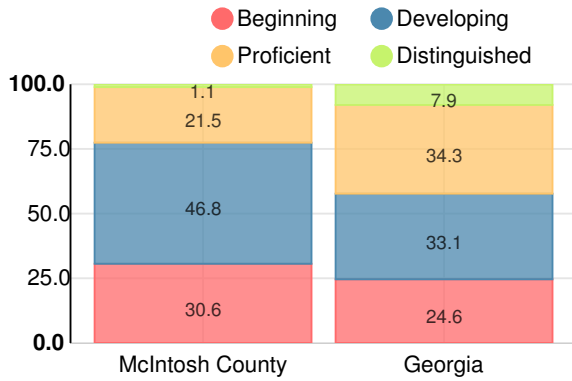
Percent of students in grade 5 achieving Lexile measure equal to or greater than 920



Middle School

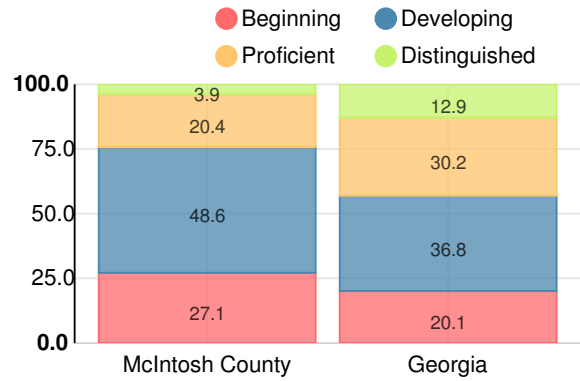
English

Percent of students scoring in each performance level on 2018 Georgia Milestones for middle school grades



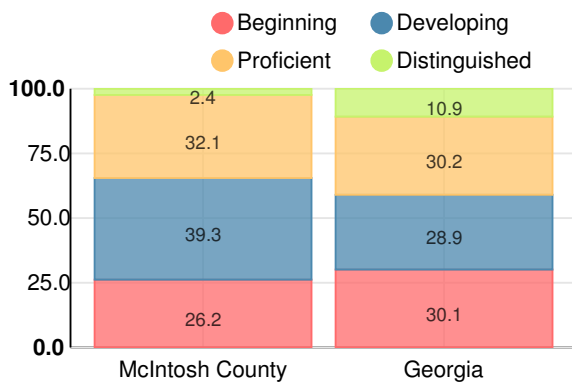
Mathematics

Percent of students scoring in each performance level on 2018 Georgia Milestones for middle school grades



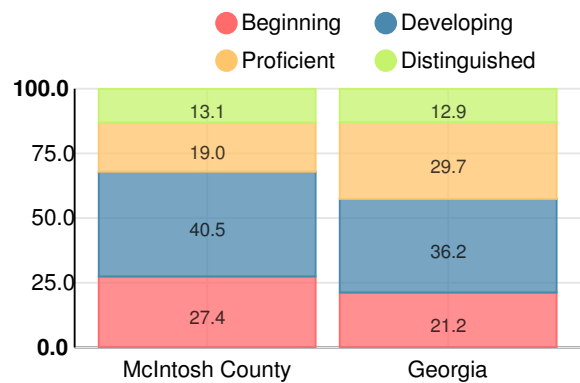
Science

Percent of students scoring in each performance level on 2018 Georgia Milestones for middle school grades



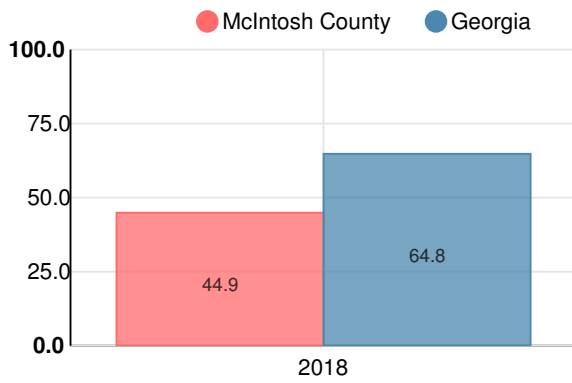
Social Studies

Percent of students scoring in each performance level on 2018 Georgia Milestones for middle school grades



Reading at or above the Grade Level Target (8th Grade)

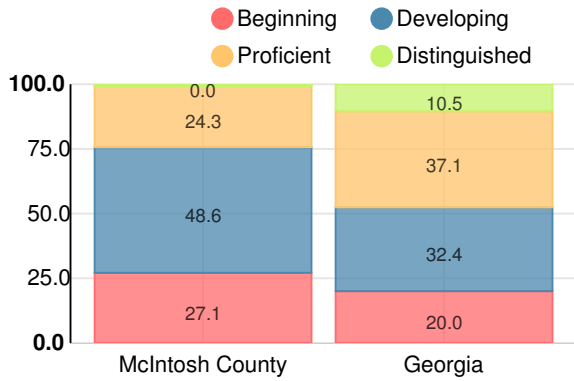
Percent of students in grade 8 achieving Lexile measure greater than 1097



High School

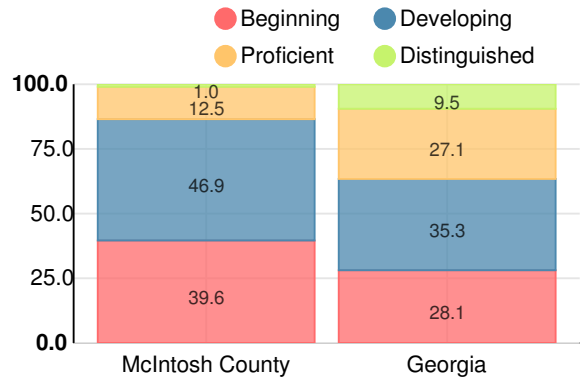
American Literature & Composition

Percent of students scoring in each performance level on 2018 Georgia Milestones



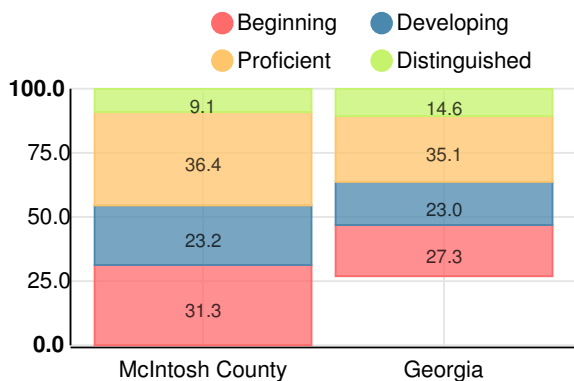
Coordinate Algebra/Algebra I

Percent of students scoring in each performance level on 2018 Georgia Milestones



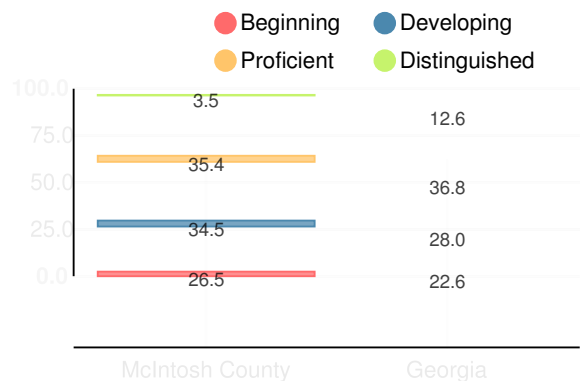
Biology

Percent of students scoring in each performance level on 2018 Georgia Milestones



US History

Percent of students scoring in each performance level on 2018 Georgia Milestones



College & Career Readiness

Percent of 12th grade students who are college and career ready

Accelerated Course Taking

Percent of high school graduates earning high school credit for accelerated enrollment

Four-Year Graduation Rate

College Enrollment Rate