




Schley County

 401 Perry Drive, Ellaville, GA 31806

 (229)937-2405

 Enrollment: 1257 students

Note: For information on educator qualifications and other federal reporting requirements, [click here](#). Discipline data are available in the [K-12 Student Discipline Dashboard](#).

Performance Snapshot

- Schley County's **overall performance is higher than 47% of districts.**
- Its elementary students' **academic growth is higher than 15% of districts.**
- Its middle school students' **academic growth is higher than 7% of districts.**
- Its high school students' **academic growth is higher than 1% of districts.**
- 62.1% of its 3rd grade students are reading at or above the grade level target.**
- 71.7% of its 8th grade students are reading at or above the grade level target.**
- Its four-year graduation rate is 97.3%, which is higher than 97% of districts.**
- 82.8% of graduates are college and career ready.**

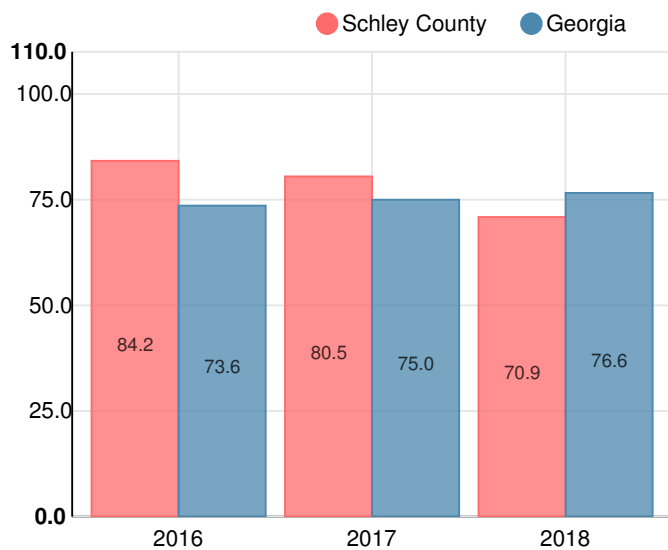
District Wide

C
70.9

Year	Schley County
2018	C
2017	B
2016	B

Grade conversion	
A	90 - 100
B	80 - 89.9
C	70 - 79.9
D	60 - 69.9
F	0 - 59.9

CCRPI Single Score



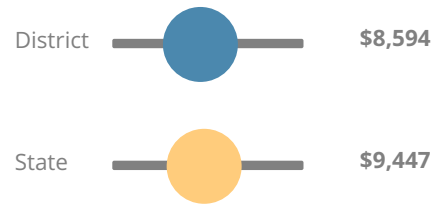
Student Mobility Rate

9.1%

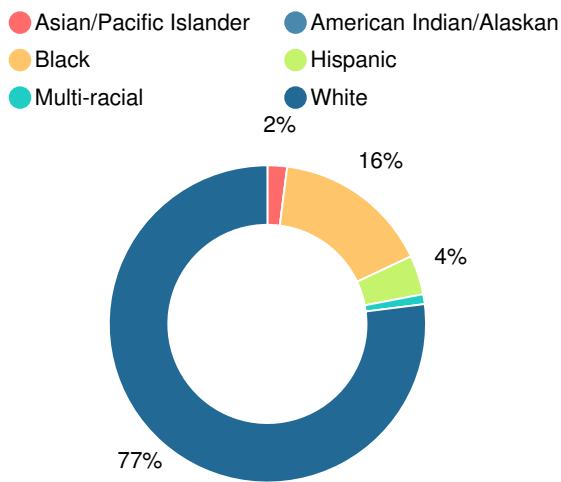
Financial Efficiency Star Rating



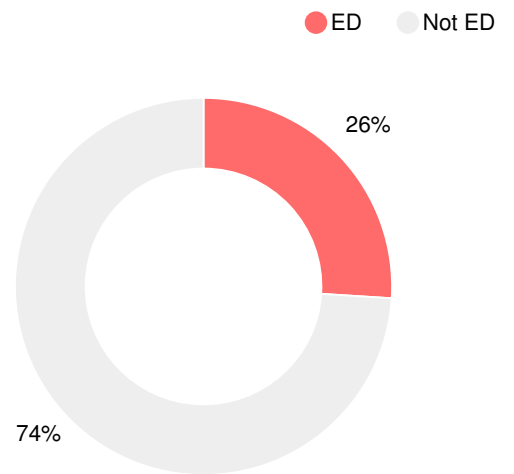
Per Pupil Expenditures



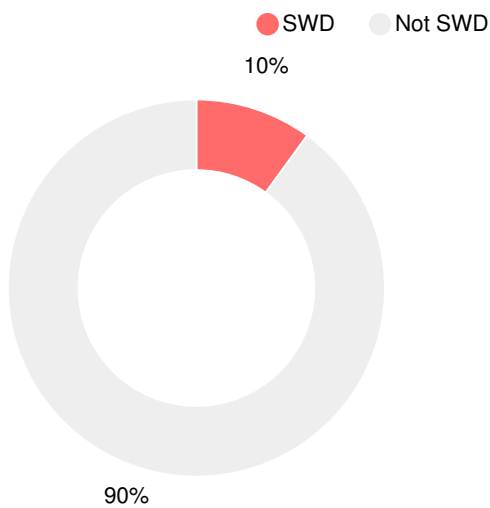
Race/Ethnicity



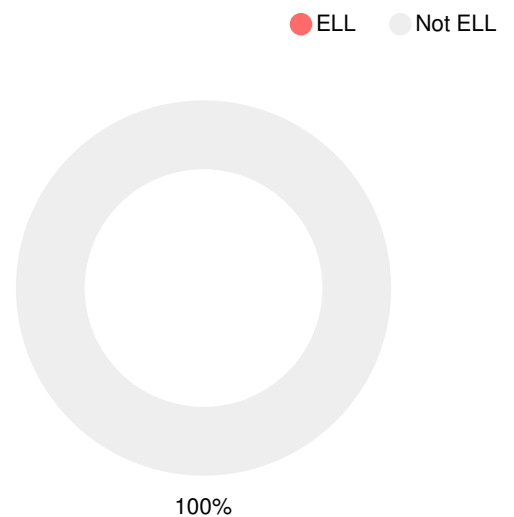
Economically Disadvantaged (ED)



Students with Disability (SWD)



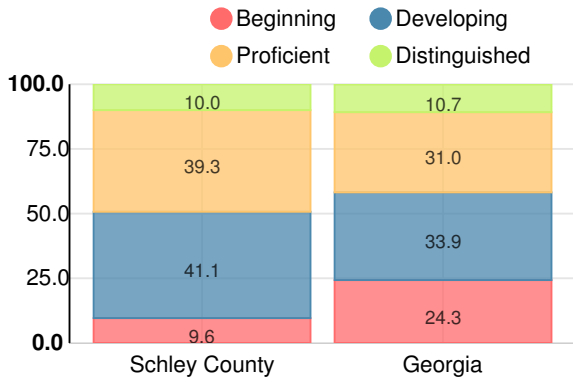
English Language Learners (ELL)



Elementary

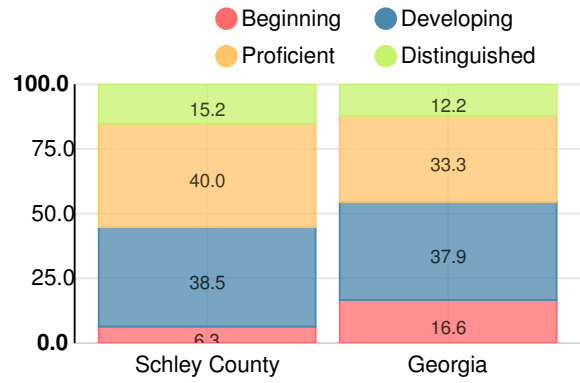
English

Percent of students scoring in each performance level on 2018 Georgia Milestones for elementary grades



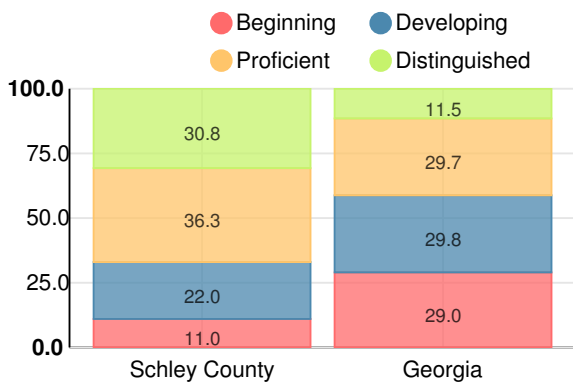
Mathematics

Percent of students scoring in each performance level on 2018 Georgia Milestones for elementary grades



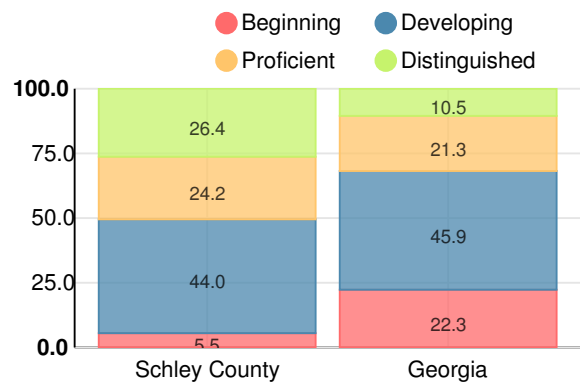
Science

Percent of students scoring in each performance level on 2018 Georgia Milestones for elementary grades



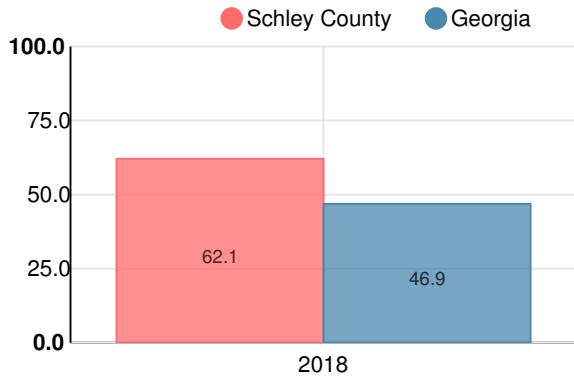
Social Studies

Percent of students scoring in each performance level on 2018 Georgia Milestones for elementary grades



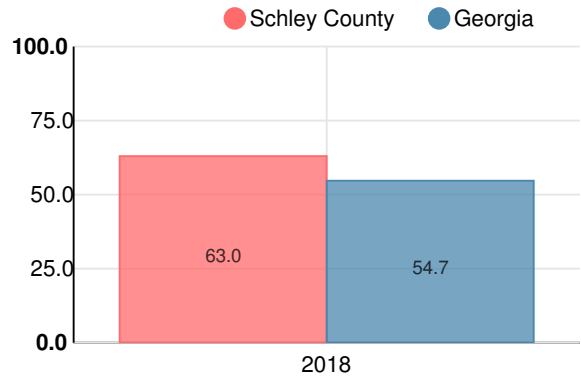
Reading at or above the Grade Level Target (3rd Grade)

Percent of students in grade 3 achieving Lexile measure equal to or greater than 670



Reading at or above the Grade Level Target (5th Grade)

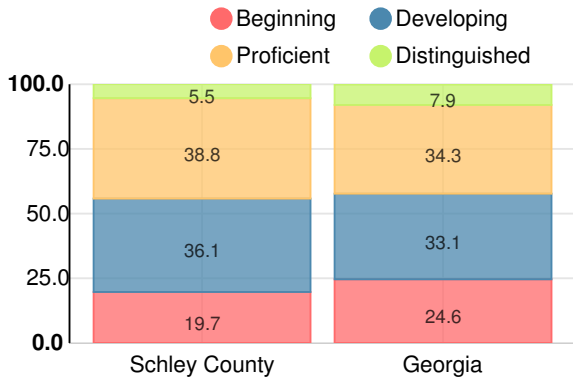
Percent of students in grade 5 achieving Lexile measure equal to or greater than 920



Middle School

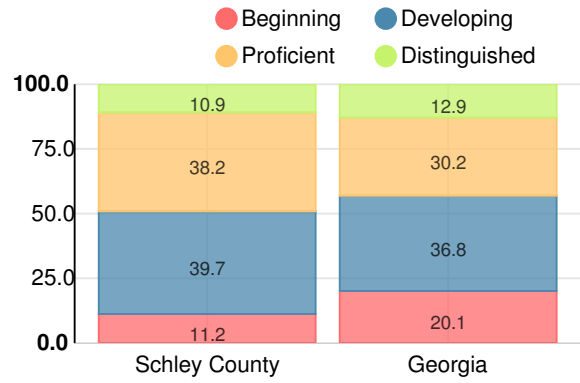
English

Percent of students scoring in each performance level on 2018 Georgia Milestones for middle school grades



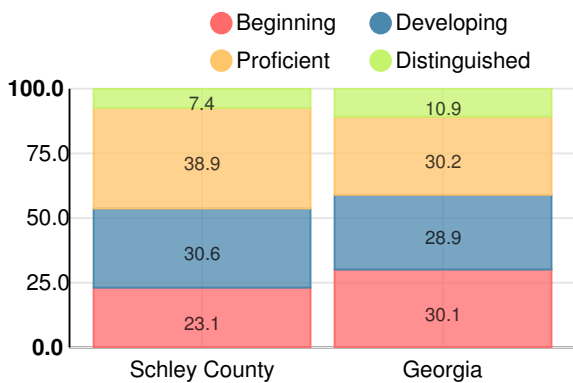
Mathematics

Percent of students scoring in each performance level on 2018 Georgia Milestones for middle school grades



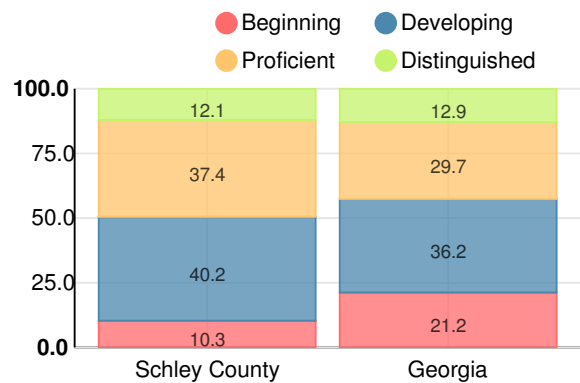
Science

Percent of students scoring in each performance level on 2018 Georgia Milestones for middle school grades



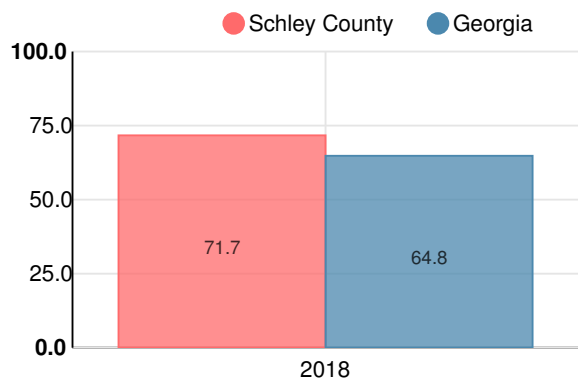
Social Studies

Percent of students scoring in each performance level on 2018 Georgia Milestones for middle school grades



Reading at or above the Grade Level Target (8th Grade)

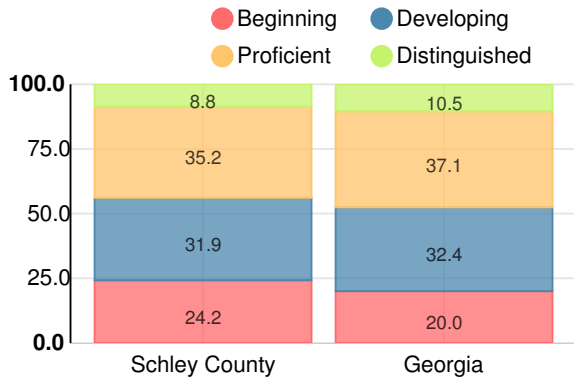
Percent of students in grade 8 achieving Lexile measure greater than 1097



High School

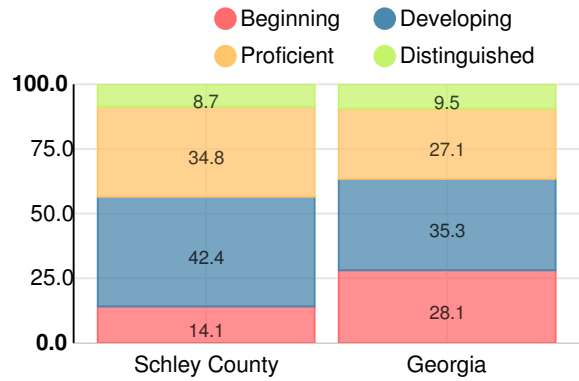
American Literature & Composition

Percent of students scoring in each performance level on 2018 Georgia Milestones



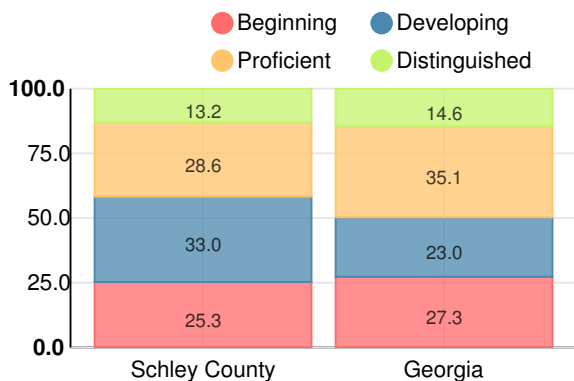
Coordinate Algebra/Algebra I

Percent of students scoring in each performance level on 2018 Georgia Milestones



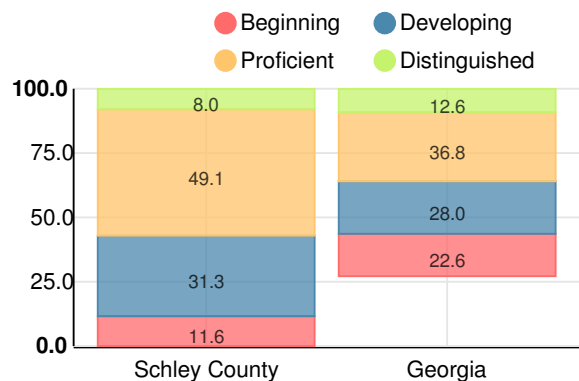
Biology

Percent of students scoring in each performance level on 2018 Georgia Milestones



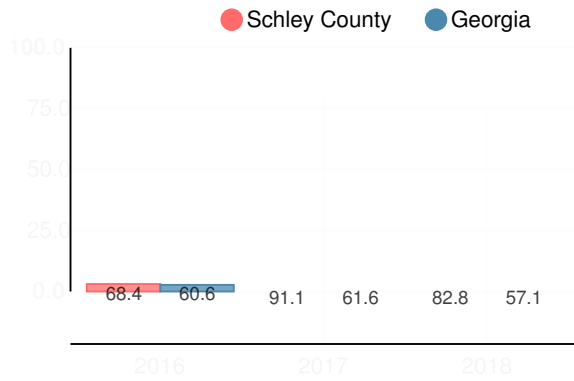
US History

Percent of students scoring in each performance level on 2018 Georgia Milestones



College & Career Readiness

Percent of 12th grade students who are college and career ready



Accelerated Course Taking

Percent of high school graduates earning high school credit for accelerated enrollment

Four-Year Graduation Rate

College Enrollment Rate