



# Warren County

 107 Academy St., Warrenton, GA 30828

 (706)465-3383

 Enrollment: 584 students

Note: For information on educator qualifications and other federal reporting requirements, [click here](#). Discipline data are available in the [K-12 Student Discipline Dashboard](#).

## Performance Snapshot

- Warren County's **overall performance is higher than 57% of districts.**
- Its elementary students' **academic growth is higher than 44% of districts.**
- Its middle school students' **academic growth is higher than 97% of districts.**
- Its high school students' **academic growth is higher than 93% of districts.**
- **17.9% of its 3rd grade students are reading at or above the grade level target.**
- **51.9% of its 8th grade students are reading at or above the grade level target.**
- **Its four-year graduation rate is 87.9%, which is higher than 48% of districts.**
- **51.7% of graduates are college and career ready.**

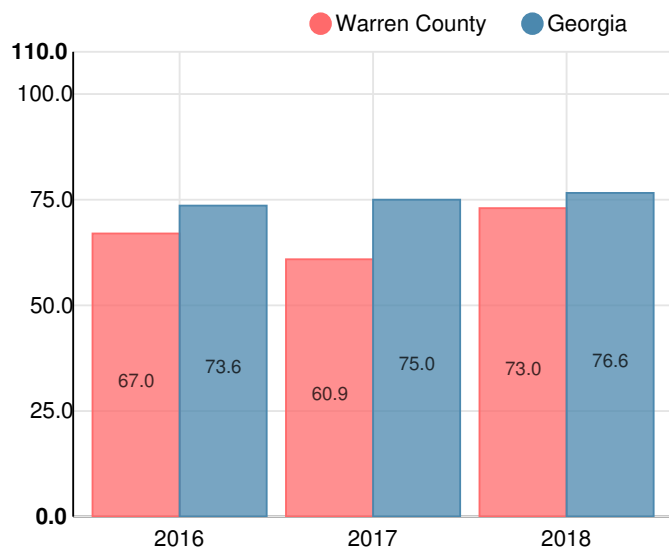
## District Wide

### CCRPI Single Score

**C**  
**73**

Year	Warren County
2018	C
2017	D
2016	D

Grade conversion	
A	90 - 100
B	80 - 89.9
C	70 - 79.9
D	60 - 69.9
F	0 - 59.9



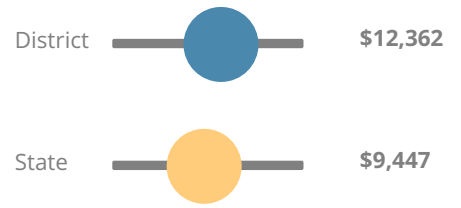
Student Mobility Rate

11.0%

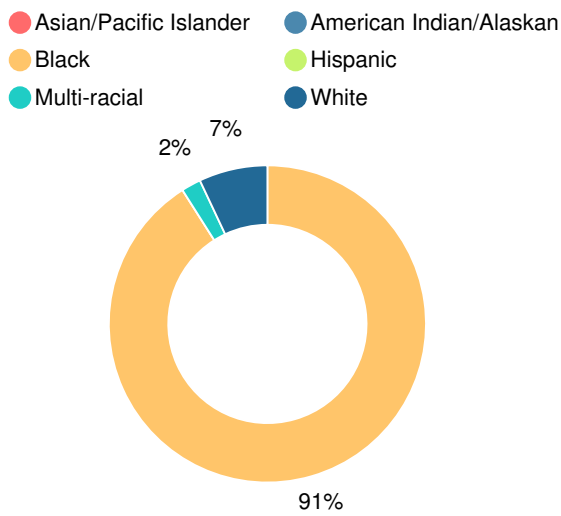
Financial Efficiency Star Rating



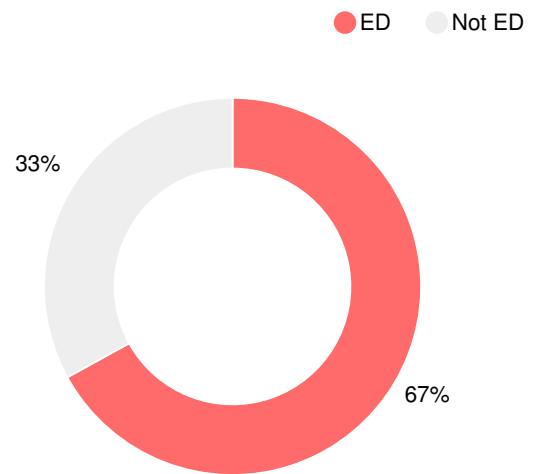
Per Pupil Expenditures



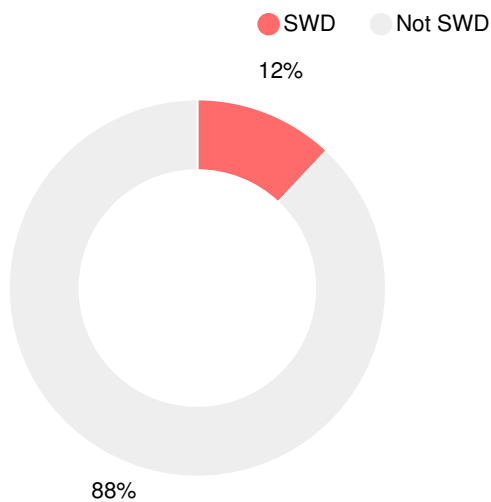
Race/Ethnicity



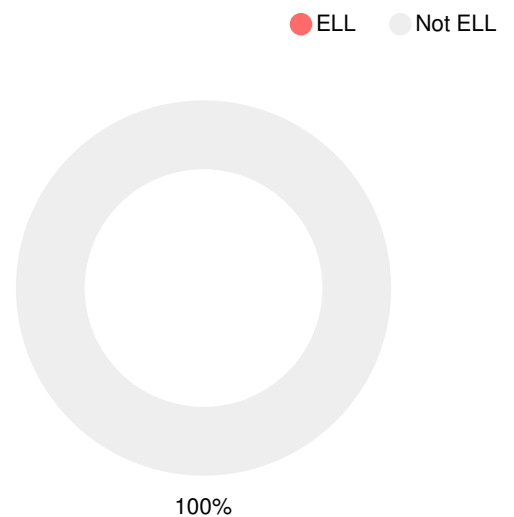
Economically Disadvantaged (ED)



Students with Disability (SWD)



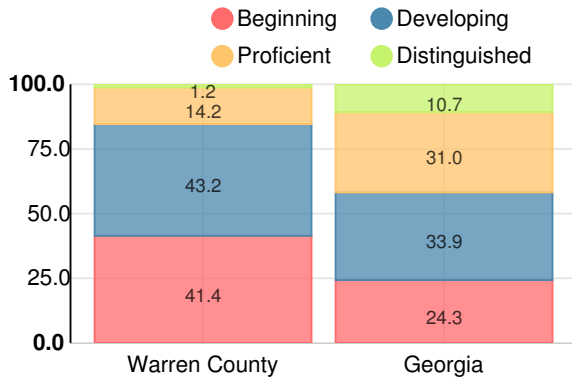
English Language Learners (ELL)



# Elementary

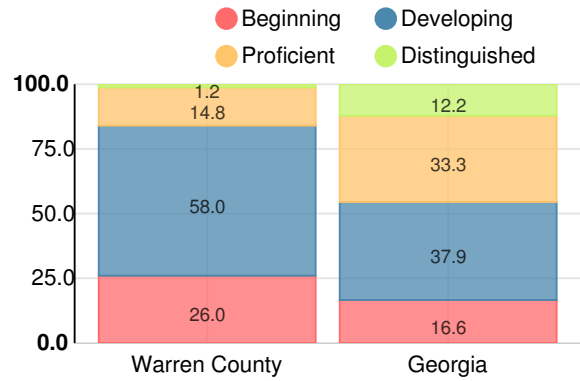
## English

Percent of students scoring in each performance level on 2018 Georgia Milestones for elementary grades



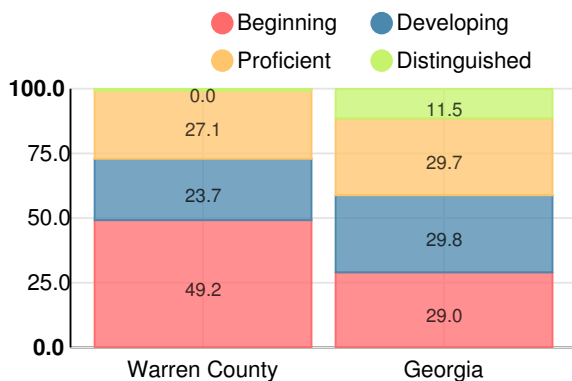
## Mathematics

Percent of students scoring in each performance level on 2018 Georgia Milestones for elementary grades



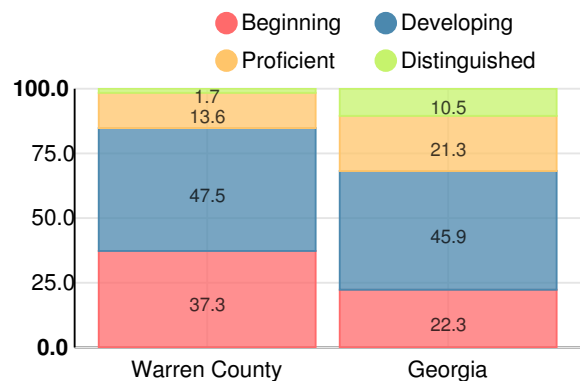
## Science

Percent of students scoring in each performance level on 2018 Georgia Milestones for elementary grades



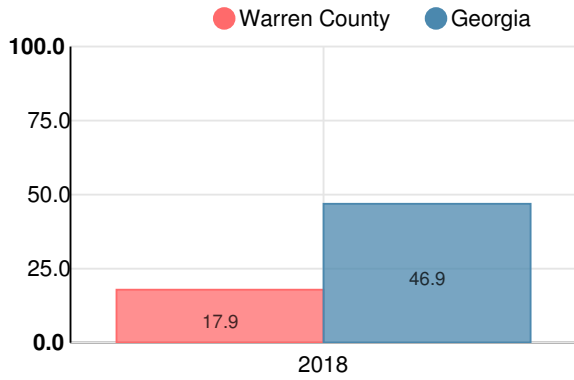
## Social Studies

Percent of students scoring in each performance level on 2018 Georgia Milestones for elementary grades



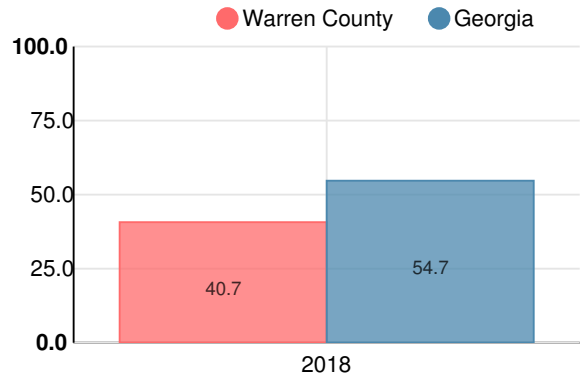
### Reading at or above the Grade Level Target (3rd Grade)

Percent of students in grade 3 achieving Lexile measure equal to or greater than 670



### Reading at or above the Grade Level Target (5th Grade)

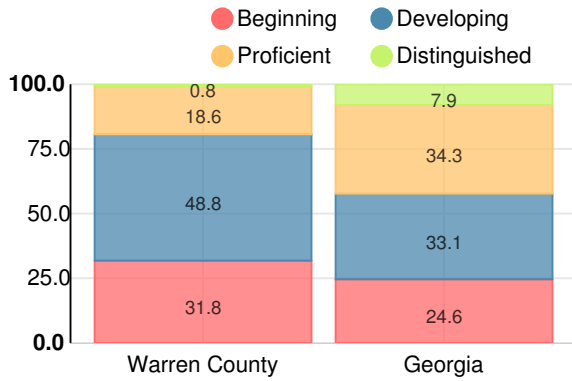
Percent of students in grade 5 achieving Lexile measure equal to or greater than 920



## Middle School

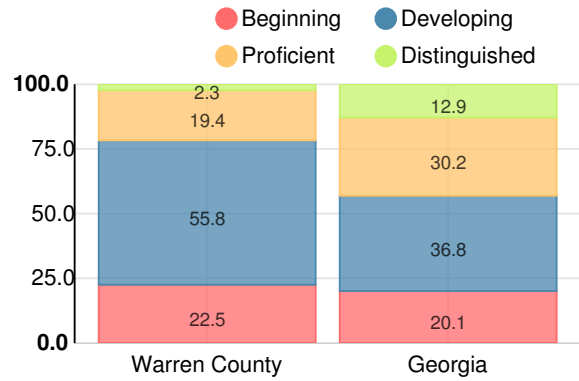
### English

Percent of students scoring in each performance level on 2018 Georgia Milestones for middle school grades



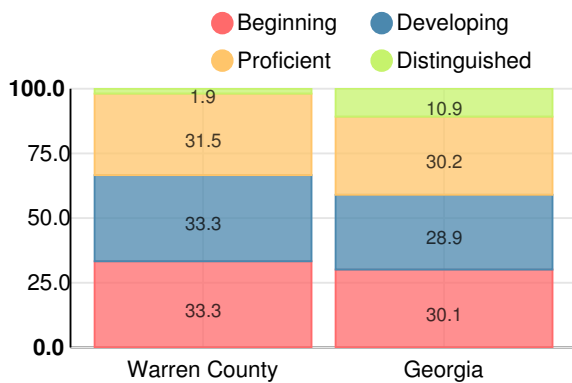
### Mathematics

Percent of students scoring in each performance level on 2018 Georgia Milestones for middle school grades



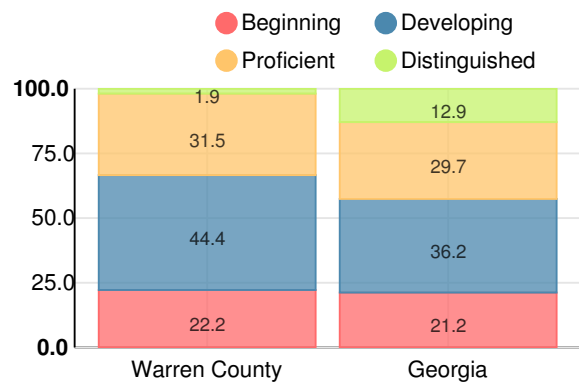
### Science

Percent of students scoring in each performance level on 2018 Georgia Milestones for middle school grades



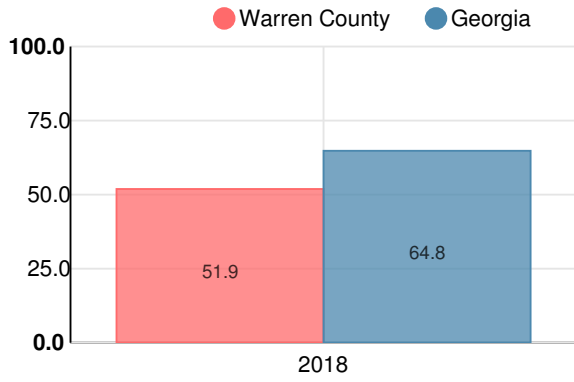
### Social Studies

Percent of students scoring in each performance level on 2018 Georgia Milestones for middle school grades



### Reading at or above the Grade Level Target (8th Grade)

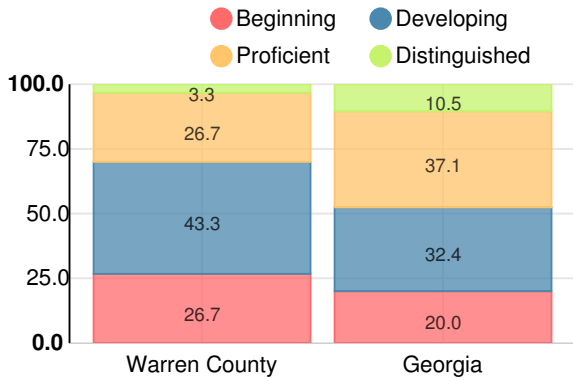
Percent of students in grade 8 achieving Lexile measure greater than 1097



## High School

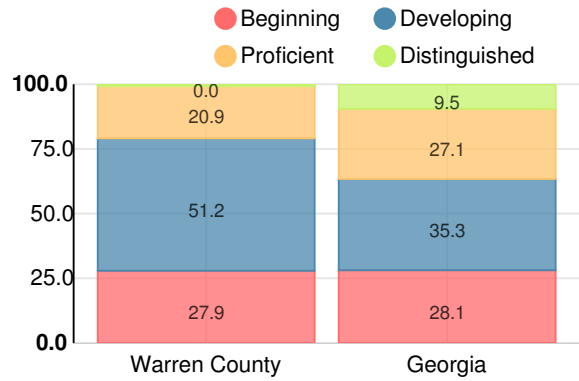
### American Literature & Composition

Percent of students scoring in each performance level on 2018 Georgia Milestones



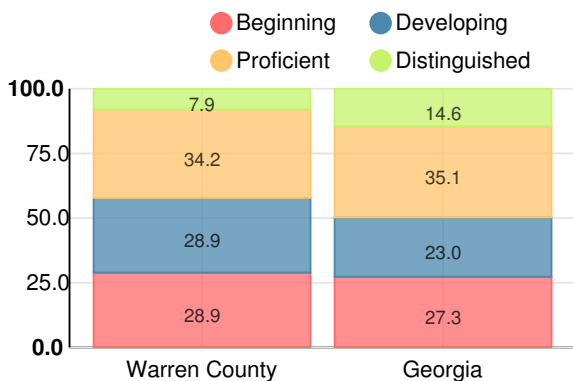
### Coordinate Algebra/Algebra I

Percent of students scoring in each performance level on 2018 Georgia Milestones



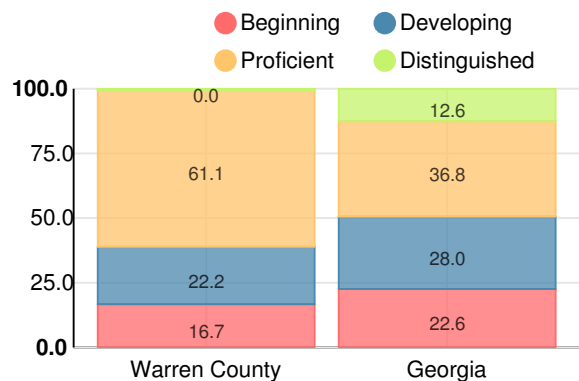
### Biology

Percent of students scoring in each performance level on 2018 Georgia Milestones



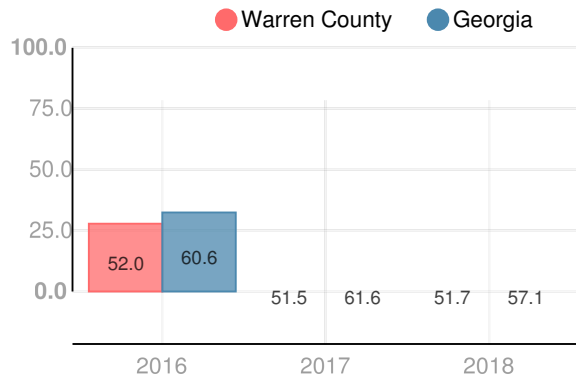
### US History

Percent of students scoring in each performance level on 2018 Georgia Milestones



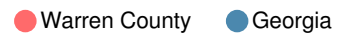
**College & Career Readiness**

Percent of 12th grade students who are college and career ready



**Accelerated Course Taking**

Percent of high school graduates earning high school credit for accelerated enrollment



**Four-Year Graduation Rate**

**College Enrollment Rate**