


# Bacon County

 102 W. 4th Street, Alma, GA 31510

 (912)632-7363

 Enrollment: 2048 students

Note: For information on educator qualifications and other federal reporting requirements, [click here](#). Discipline data are available in the [K-12 Student Discipline Dashboard](#).

## Performance Snapshot

- Bacon County's **overall performance is higher than 85% of districts.**
- Its elementary students' **academic growth is higher than 96% of districts.**
- Its middle school students' **academic growth is higher than 97% of districts.**
- Its high school students' **academic growth is higher than 87% of districts.**
- **53.6% of its 3rd grade students are reading at or above the grade level target.**
- **47.7% of its 8th grade students are reading at or above the grade level target.**
- **Its four-year graduation rate is 94.1%, which is higher than 86% of districts.**
- **73.9% of graduates are college and career ready.**

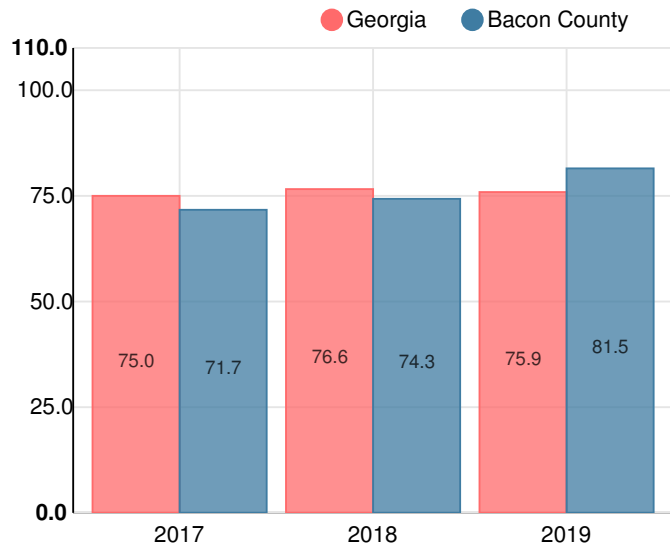
## District Wide

CCRPI Single Score

**B81.5**

Year	Bacon County
2019	B
2018	C
2017	C

Grade conversion	
A	90 - 100
B	80 - 89.9
C	70 - 79.9
D	60 - 69.9
F	0 - 59.9



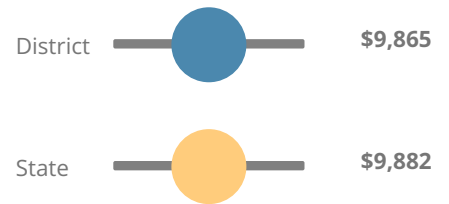
Student Mobility Rate

14.5%

Financial Efficiency Star Rating

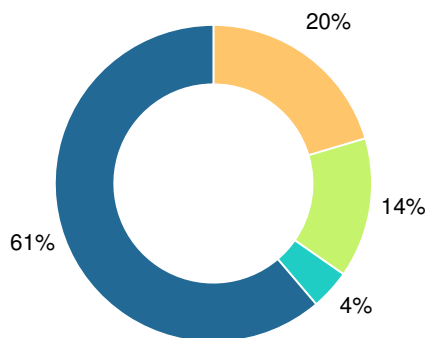


Per Pupil Expenditures

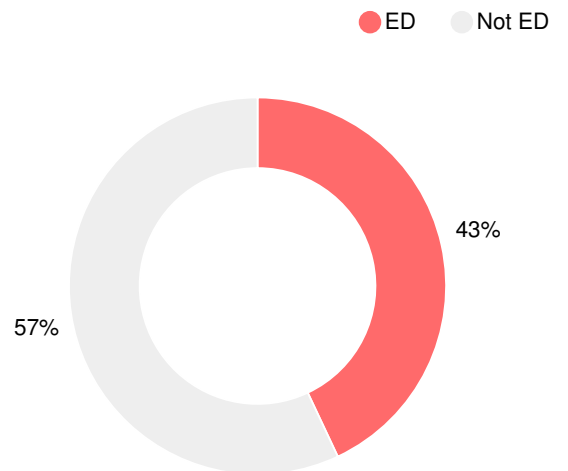


Race/Ethnicity

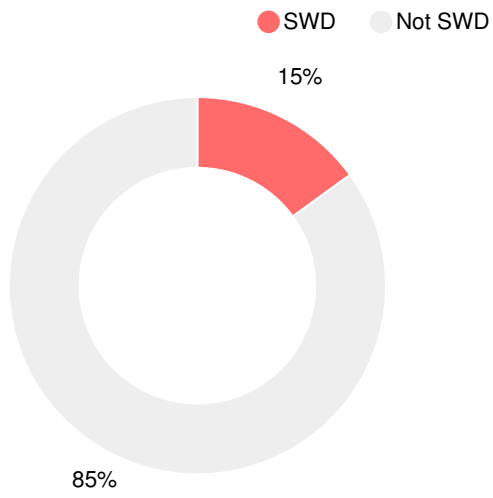
- Asian/Pacific Islander
- American Indian/Alaskan
- Black
- Hispanic
- Multi-racial
- White



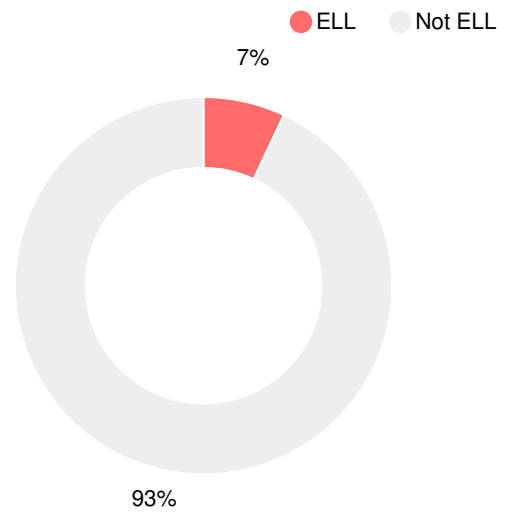
Economically Disadvantaged (ED)



Students with Disability (SWD)



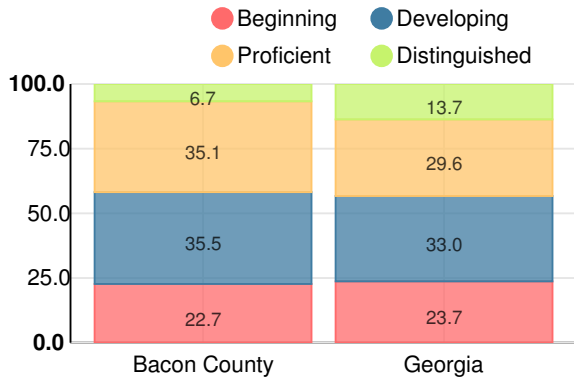
English Language Learners (ELL)



# Elementary

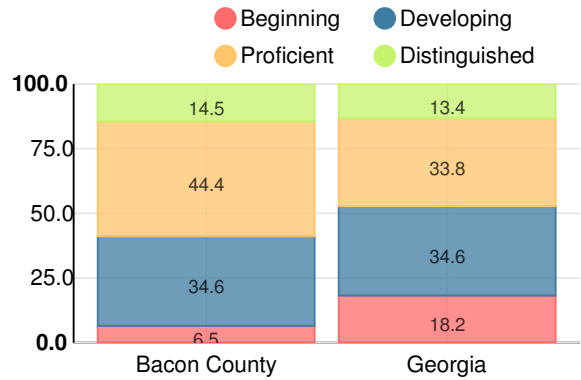
## English

Percent of students scoring in each performance level on 2019 Georgia Milestones for elementary grades



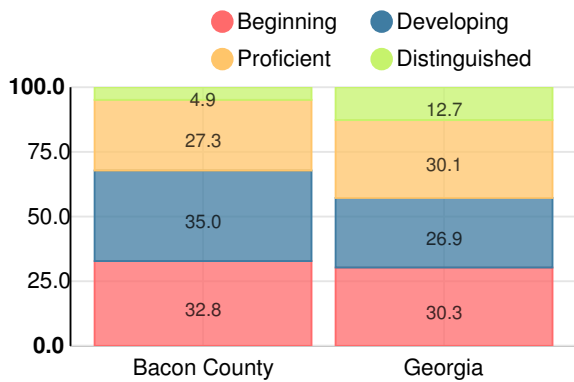
## Mathematics

Percent of students scoring in each performance level on 2019 Georgia Milestones for elementary grades



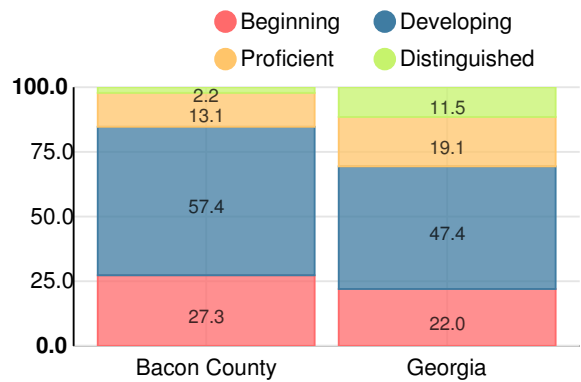
## Science

Percent of students scoring in each performance level on 2019 Georgia Milestones for elementary grades



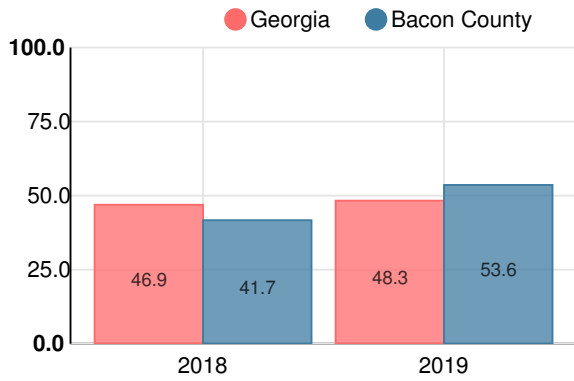
## Social Studies

Percent of students scoring in each performance level on 2019 Georgia Milestones for elementary grades



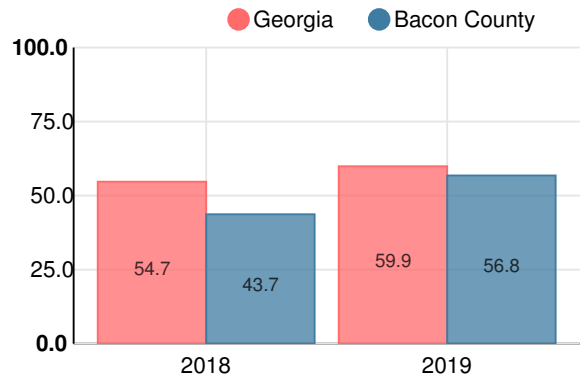
**Reading at or above the Grade Level Target  
(3rd Grade)**

Percent of students in grade 3 achieving Lexile measure equal to or greater than 670



**Reading at or above the Grade Level Target  
(5th Grade)**

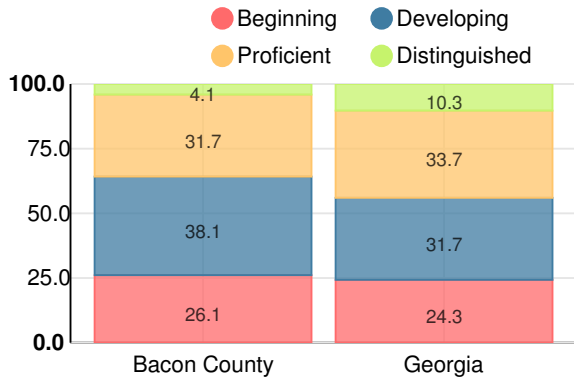
Percent of students in grade 5 achieving Lexile measure equal to or greater than 920



# Middle School

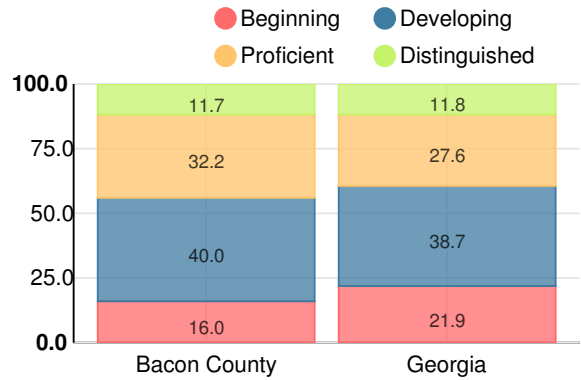
## English

Percent of students scoring in each performance level on 2019 Georgia Milestones for middle school grades



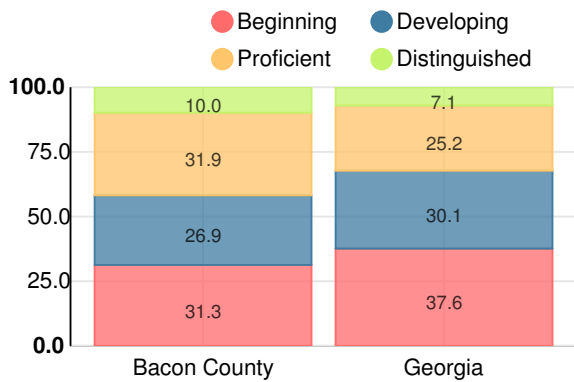
## Mathematics

Percent of students scoring in each performance level on 2019 Georgia Milestones for middle school grades



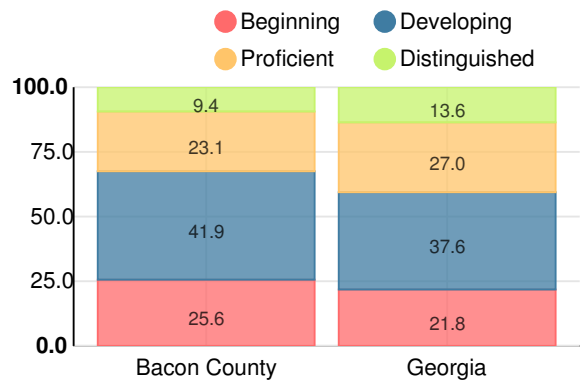
## Science

Percent of students scoring in each performance level on 2019 Georgia Milestones for middle school grades



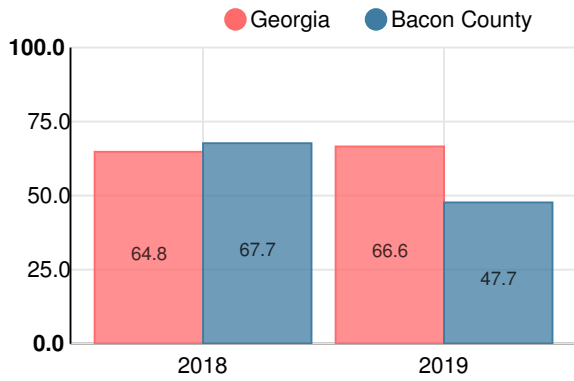
## Social Studies

Percent of students scoring in each performance level on 2019 Georgia Milestones for middle school grades



### Reading at or above the Grade Level Target (8th Grade)

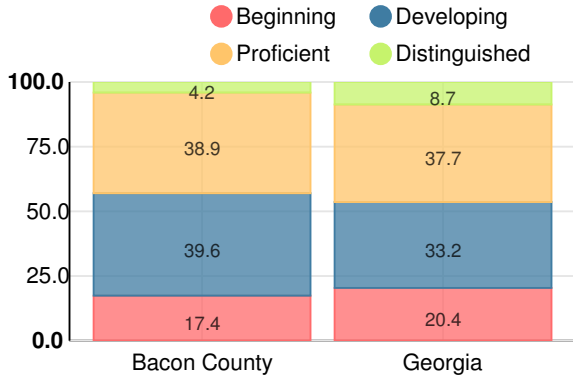
Percent of students in grade 8 achieving Lexile measure greater than 1097



# High School

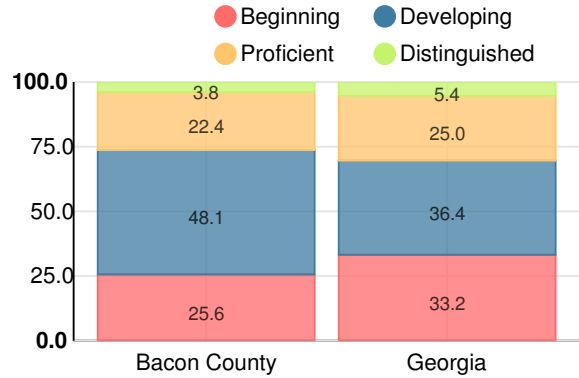
## American Literature & Composition

Percent of students scoring in each performance level on 2019 Georgia Milestones



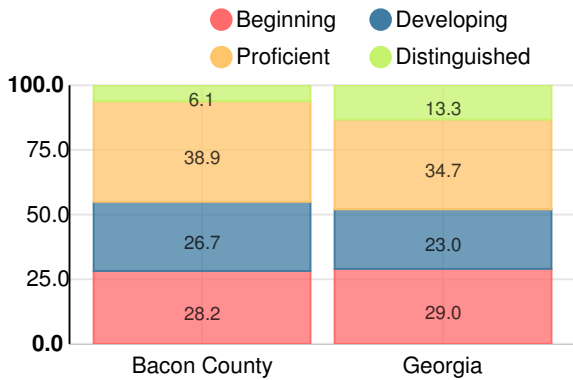
## Coordinate Algebra/Algebra I

Percent of students scoring in each performance level on 2019 Georgia Milestones



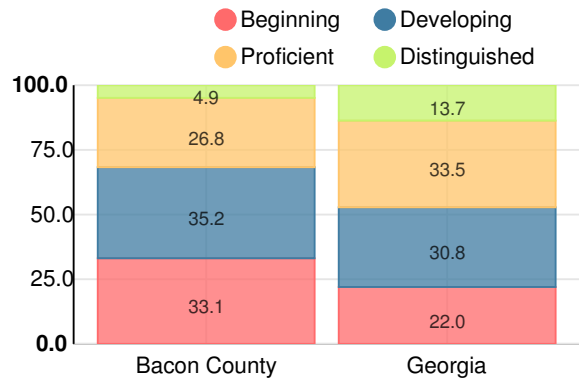
## Biology

Percent of students scoring in each performance level on 2019 Georgia Milestones



## US History

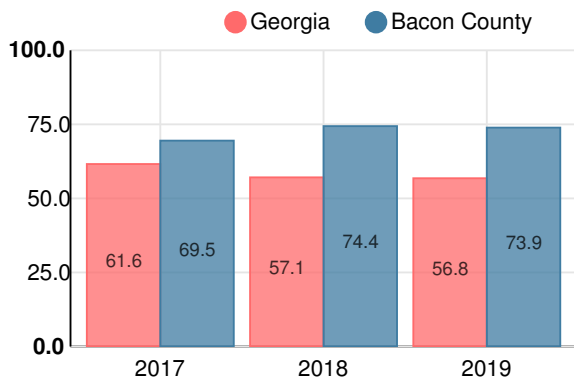
Percent of students scoring in each performance level on 2019 Georgia Milestones





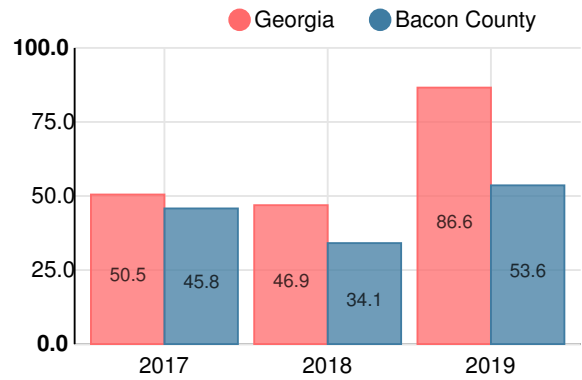
**College & Career Readiness**

Percent of 12th grade students who are college and career ready

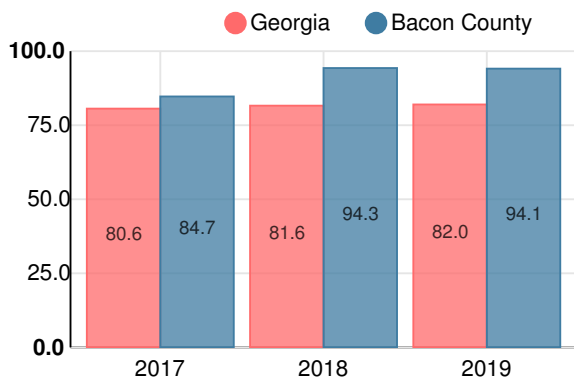


**Accelerated Course Taking**

Percent of high school graduates earning high school credit for accelerated enrollment



**Four-Year Graduation Rate**



**College Enrollment Rate**

