

# Calhoun County

 10877 Dickey Street, Morgan, GA 39866

 (229)213-0189

 Enrollment: 530 students

Note: For information on educator qualifications and other federal reporting requirements, [click here](#). Discipline data are available in the [K-12 Student Discipline Dashboard](#).

## Performance Snapshot

- Calhoun County's **overall performance is higher than 1% of districts.**
- Its elementary students' **academic growth is higher than 41% of districts.**
- Its middle school students' **academic growth is higher than 43% of districts.**
- Its high school students' **academic growth is higher than 98% of districts.**
- **25.7% of its 3rd grade students are reading at or above the grade level target.**
- **23.4% of its 8th grade students are reading at or above the grade level target.**
- **Its four-year graduation rate is 88.5%, which is higher than 52% of districts.**
- **48.8% of graduates are college and career ready.**

## District Wide

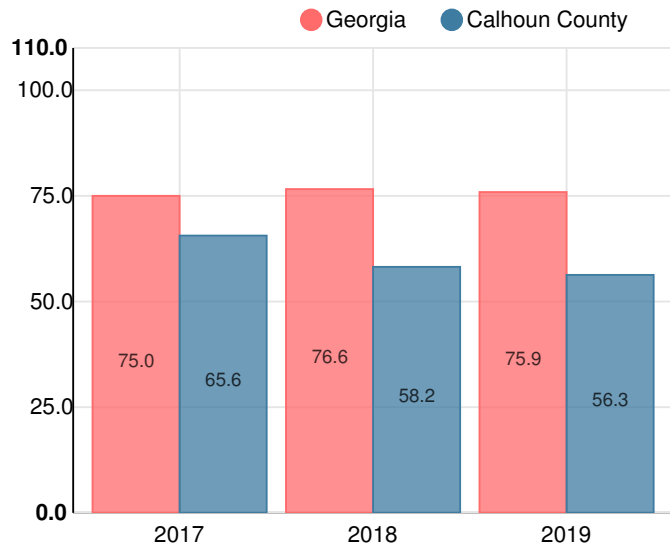


CCRPI Single Score

**F56.3**

Year	Calhoun County
2019	F
2018	F
2017	D

Grade conversion	
A	90 - 100
B	80 - 89.9
C	70 - 79.9
D	60 - 69.9
F	0 - 59.9



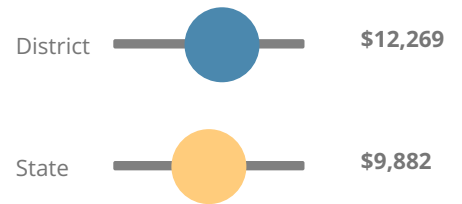
Student Mobility Rate

**9.8%**

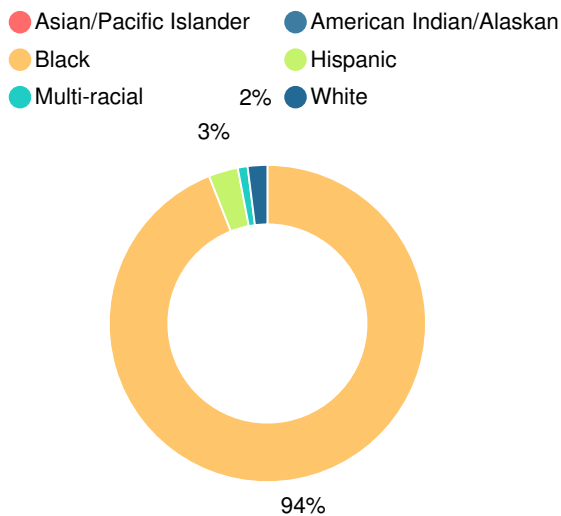
Financial Efficiency Star Rating



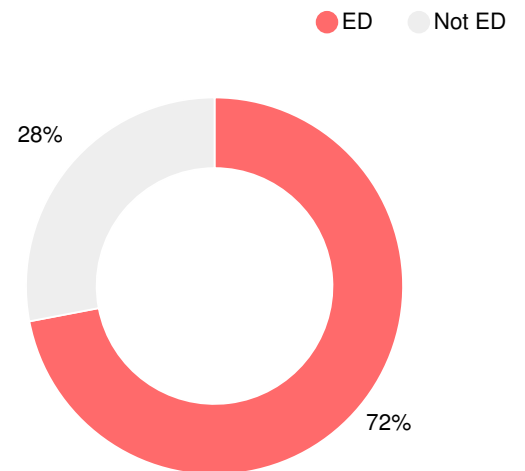
Per Pupil Expenditures



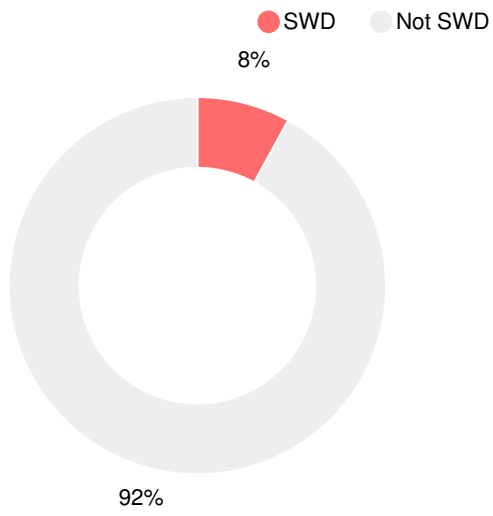
Race/Ethnicity



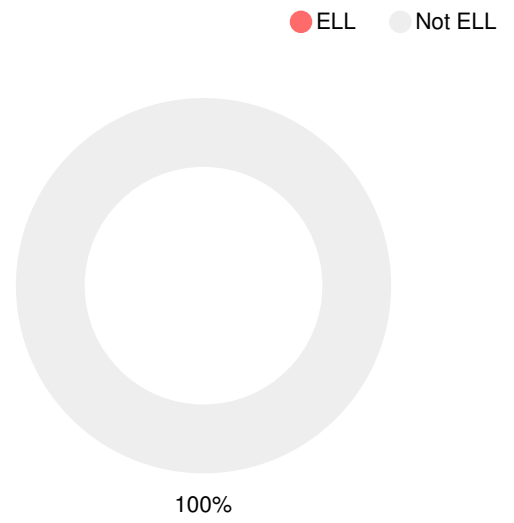
Economically Disadvantaged (ED)



Students with Disability (SWD)



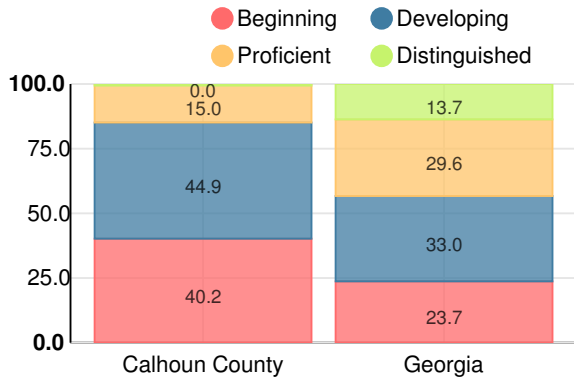
English Language Learners (ELL)



# Elementary

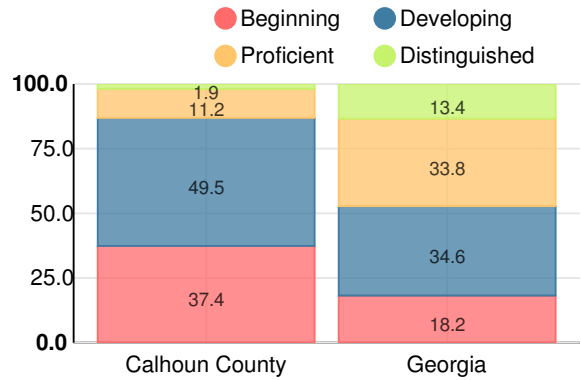
## English

Percent of students scoring in each performance level on 2019 Georgia Milestones for elementary grades



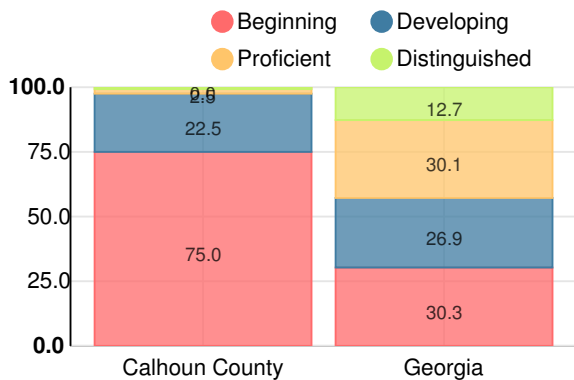
## Mathematics

Percent of students scoring in each performance level on 2019 Georgia Milestones for elementary grades



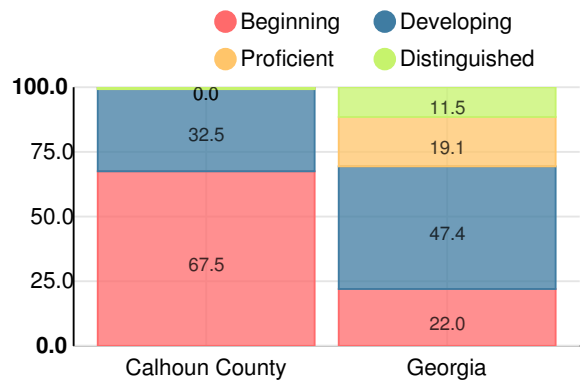
## Science

Percent of students scoring in each performance level on 2019 Georgia Milestones for elementary grades



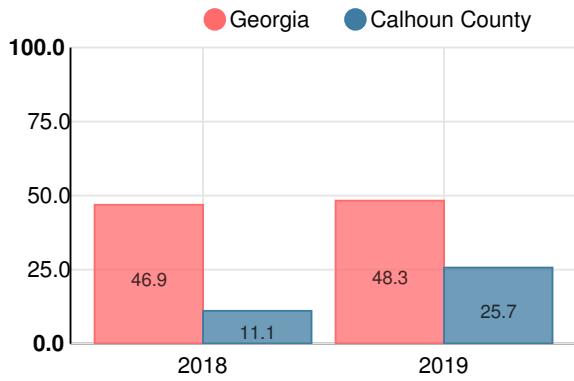
## Social Studies

Percent of students scoring in each performance level on 2019 Georgia Milestones for elementary grades



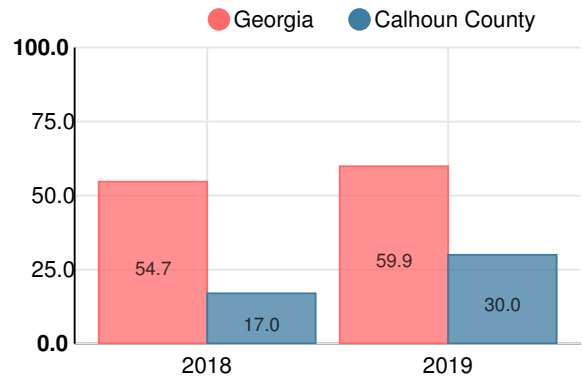
**Reading at or above the Grade Level Target  
(3rd Grade)**

Percent of students in grade 3 achieving Lexile measure equal to or greater than 670



**Reading at or above the Grade Level Target  
(5th Grade)**

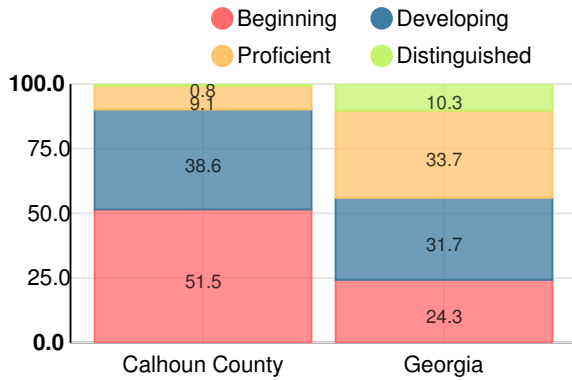
Percent of students in grade 5 achieving Lexile measure equal to or greater than 920



# Middle School

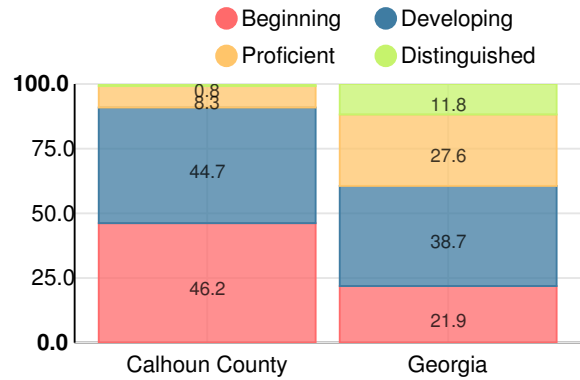
## English

Percent of students scoring in each performance level on 2019 Georgia Milestones for middle school grades



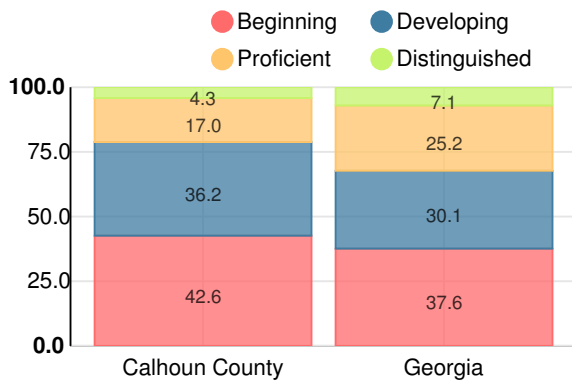
## Mathematics

Percent of students scoring in each performance level on 2019 Georgia Milestones for middle school grades



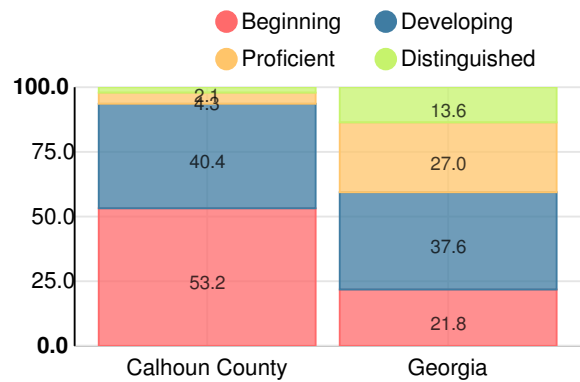
## Science

Percent of students scoring in each performance level on 2019 Georgia Milestones for middle school grades



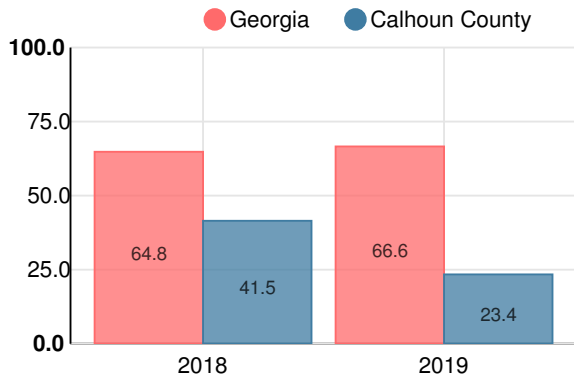
## Social Studies

Percent of students scoring in each performance level on 2019 Georgia Milestones for middle school grades



### Reading at or above the Grade Level Target (8th Grade)

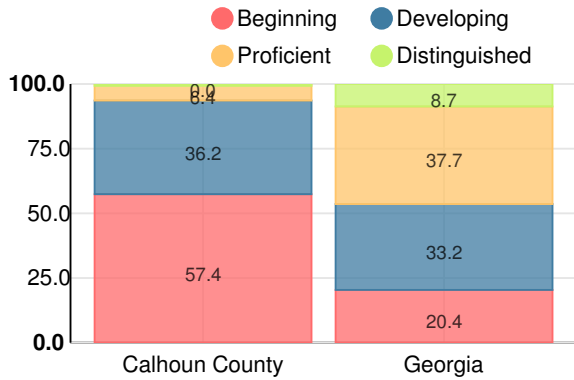
Percent of students in grade 8 achieving Lexile measure greater than 1097



# High School

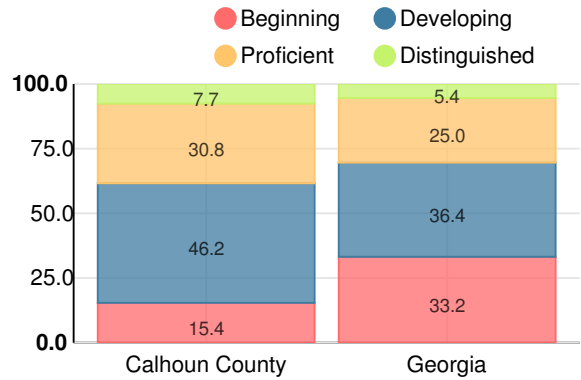
## American Literature & Composition

Percent of students scoring in each performance level on 2019 Georgia Milestones



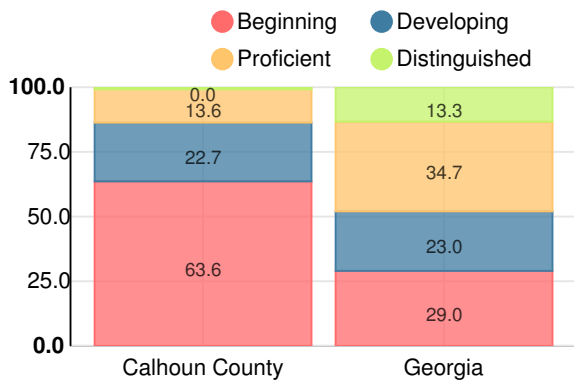
## Coordinate Algebra/Algebra I

Percent of students scoring in each performance level on 2019 Georgia Milestones



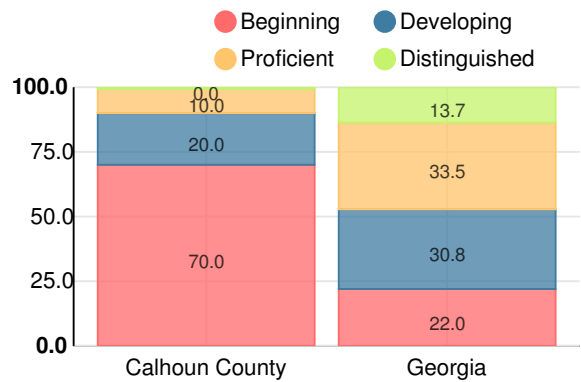
## Biology

Percent of students scoring in each performance level on 2019 Georgia Milestones



## US History

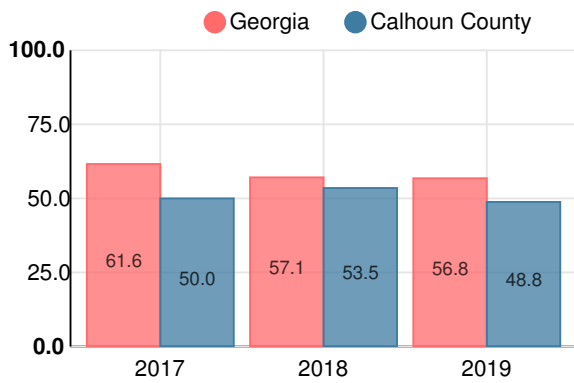
Percent of students scoring in each performance level on 2019 Georgia Milestones





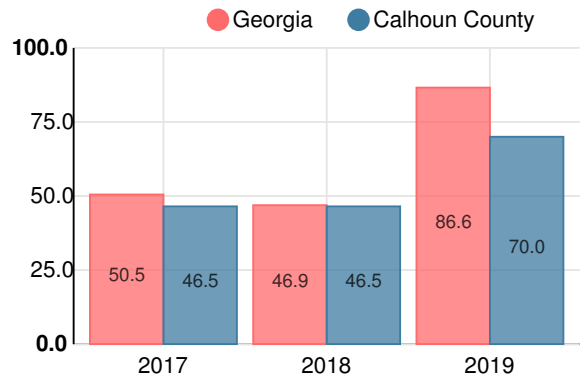
**College & Career Readiness**

Percent of 12th grade students who are college and career ready

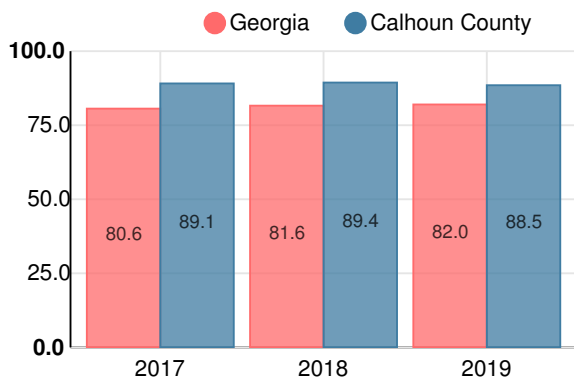


**Accelerated Course Taking**

Percent of high school graduates earning high school credit for accelerated enrollment



**Four-Year Graduation Rate**



**College Enrollment Rate**

