

# Colquitt County

 710 Lane Street, Moultrie, GA 31768

 (229)890-6200

 Enrollment: 9013 students

Note: For information on educator qualifications and other federal reporting requirements, [click here](#). Discipline data are available in the [K-12 Student Discipline Dashboard](#).

## Performance Snapshot

- Colquitt County's **overall performance is higher than 38% of districts.**
- Its elementary students' **academic growth is higher than 40% of districts.**
- Its middle school students' **academic growth is higher than 53% of districts.**
- Its high school students' **academic growth is higher than 83% of districts.**
- **37.1% of its 3rd grade students are reading at or above the grade level target.**
- **46.4% of its 8th grade students are reading at or above the grade level target.**
- **Its four-year graduation rate is 85.4%, which is higher than 30% of districts.**
- **58.7% of graduates are college and career ready.**

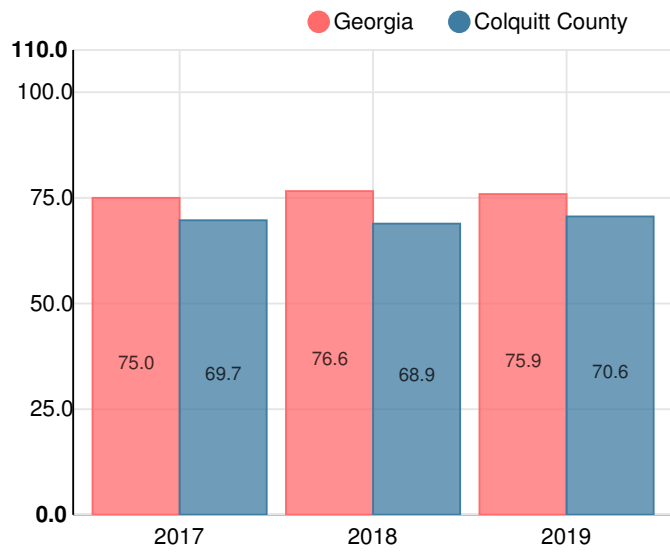
## District Wide

CCRPI Single Score

**C70.6**

Year	Colquitt County
2019	C
2018	D
2017	D

Grade conversion	
A	90 - 100
B	80 - 89.9
C	70 - 79.9
D	60 - 69.9
F	0 - 59.9



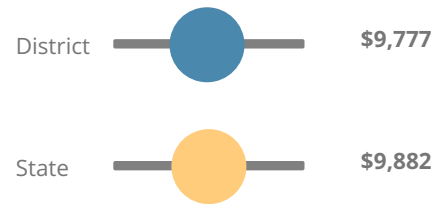
Student Mobility Rate

**17.8%**

Financial Efficiency Star Rating

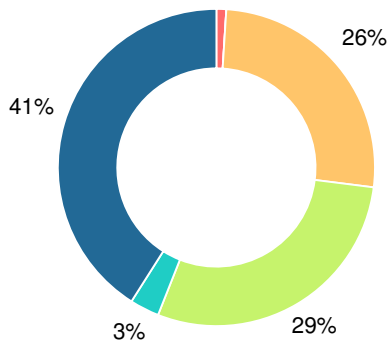


Per Pupil Expenditures



Race/Ethnicity

- Asian/Pacific Islander
- American Indian/Alaskan
- Black
- Hispanic
- Multi-racial
- White

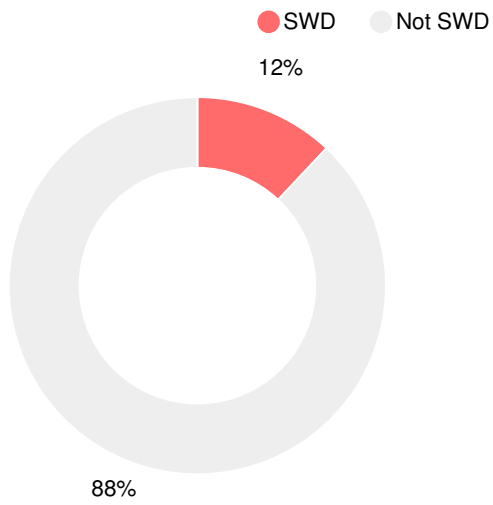


Economically Disadvantaged (ED)

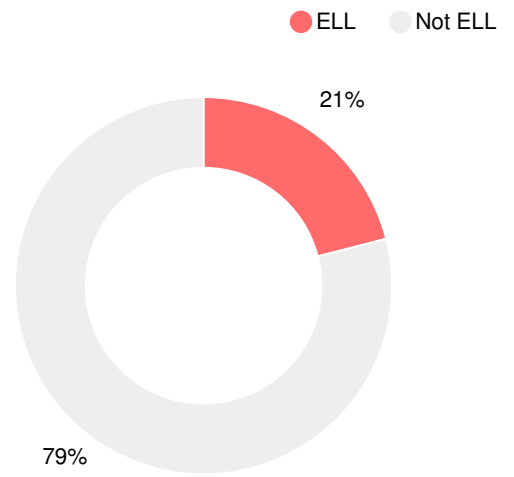
- ED
- Not ED



Students with Disability (SWD)



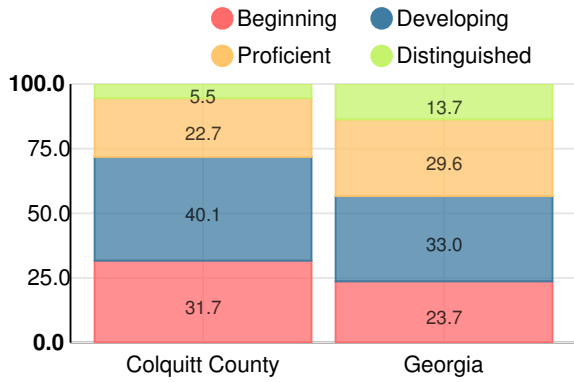
English Language Learners (ELL)



# Elementary

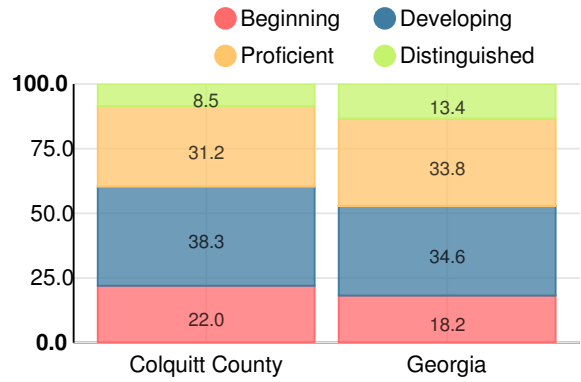
## English

Percent of students scoring in each performance level on 2019 Georgia Milestones for elementary grades



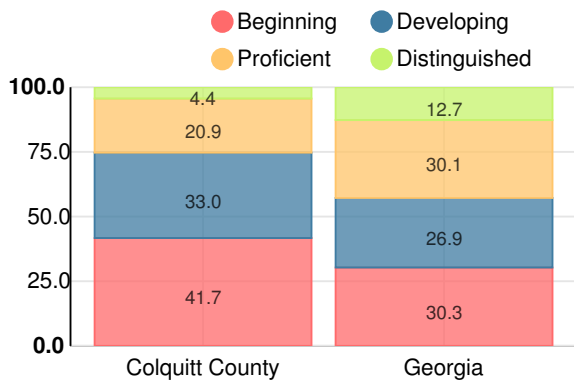
## Mathematics

Percent of students scoring in each performance level on 2019 Georgia Milestones for elementary grades



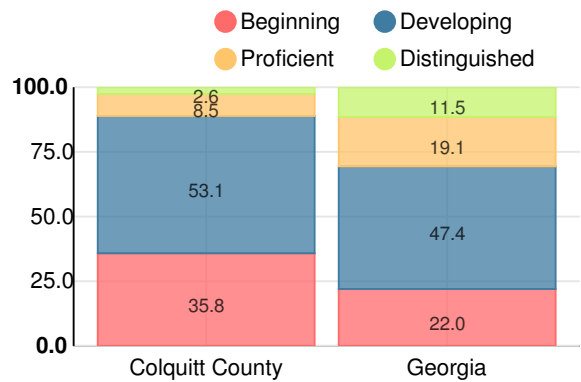
## Science

Percent of students scoring in each performance level on 2019 Georgia Milestones for elementary grades



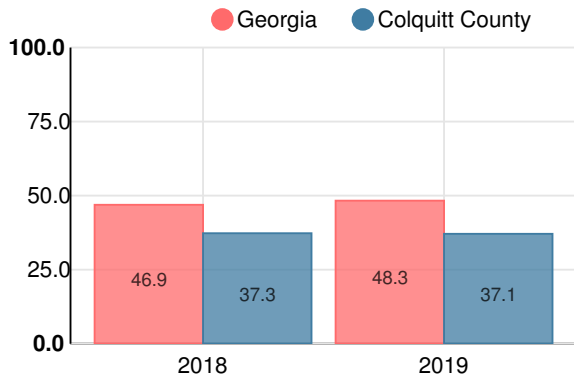
## Social Studies

Percent of students scoring in each performance level on 2019 Georgia Milestones for elementary grades



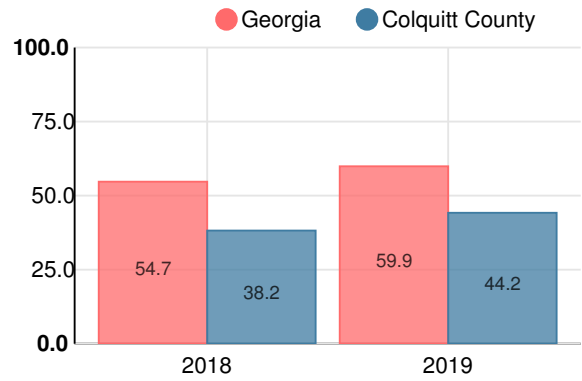
**Reading at or above the Grade Level Target  
(3rd Grade)**

Percent of students in grade 3 achieving Lexile measure equal to or greater than 670



**Reading at or above the Grade Level Target  
(5th Grade)**

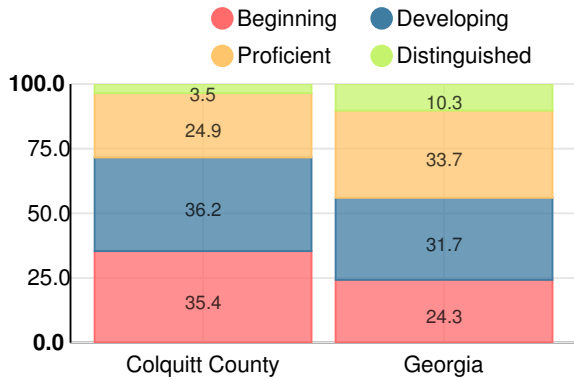
Percent of students in grade 5 achieving Lexile measure equal to or greater than 920



# Middle School

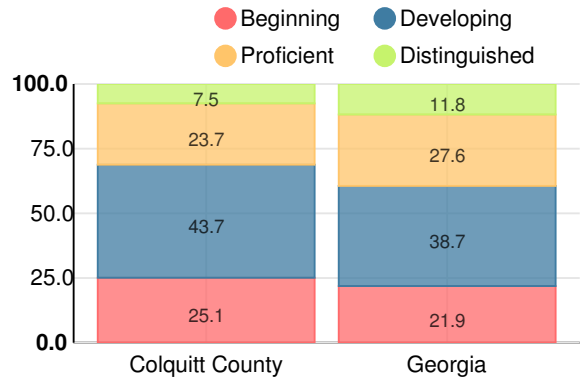
## English

Percent of students scoring in each performance level on 2019 Georgia Milestones for middle school grades



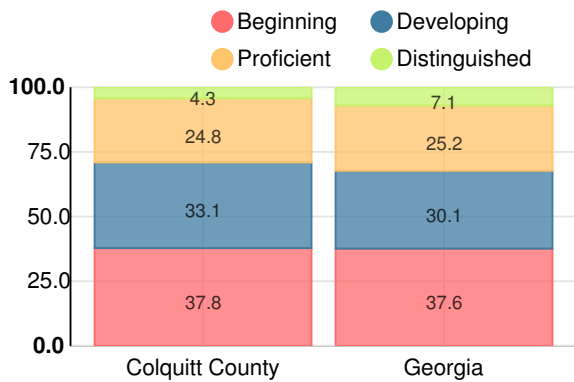
## Mathematics

Percent of students scoring in each performance level on 2019 Georgia Milestones for middle school grades



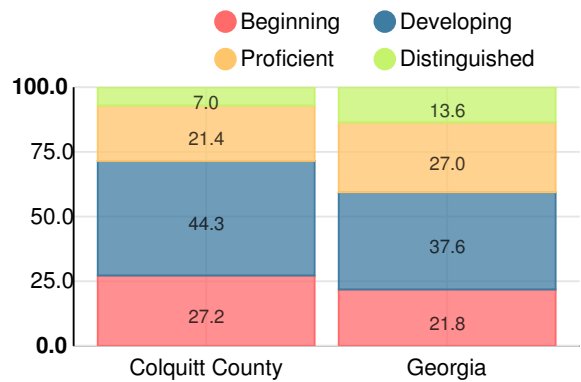
## Science

Percent of students scoring in each performance level on 2019 Georgia Milestones for middle school grades



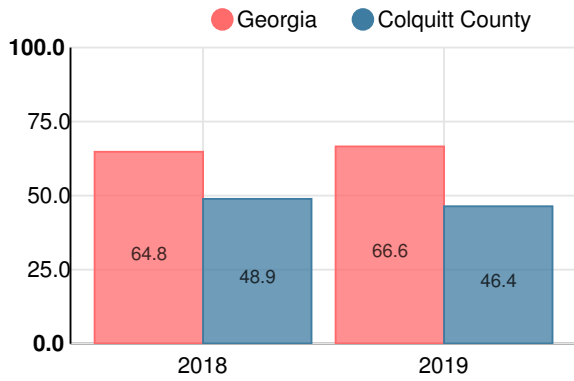
## Social Studies

Percent of students scoring in each performance level on 2019 Georgia Milestones for middle school grades



### Reading at or above the Grade Level Target (8th Grade)

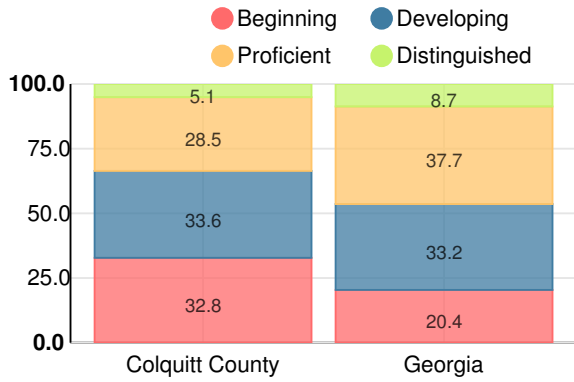
Percent of students in grade 8 achieving Lexile measure greater than 1097



# High School

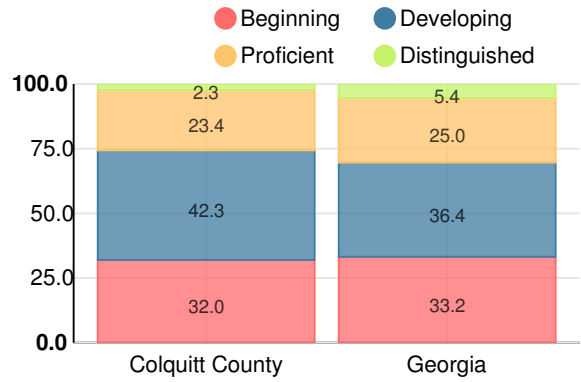
## American Literature & Composition

Percent of students scoring in each performance level on 2019 Georgia Milestones



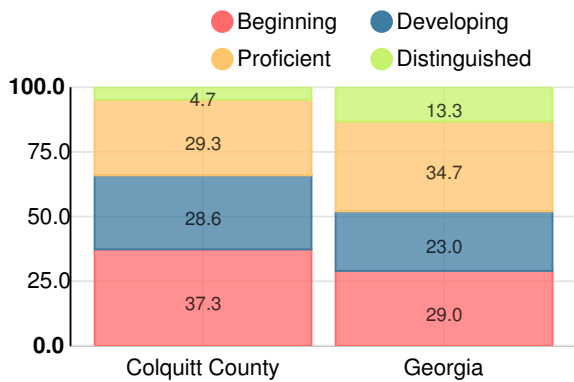
## Coordinate Algebra/Algebra I

Percent of students scoring in each performance level on 2019 Georgia Milestones



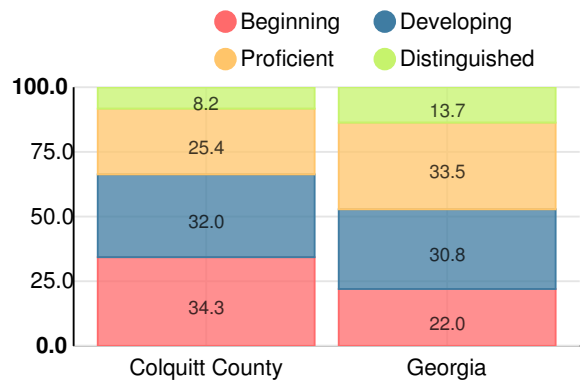
## Biology

Percent of students scoring in each performance level on 2019 Georgia Milestones



## US History

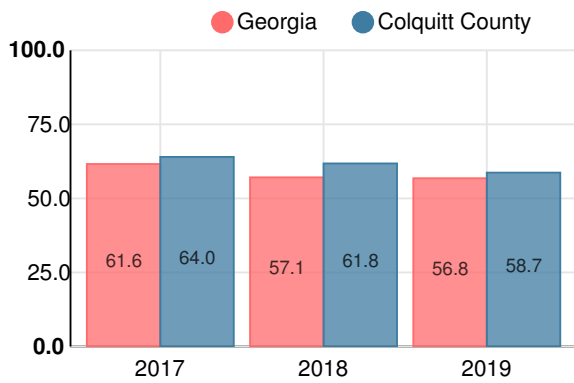
Percent of students scoring in each performance level on 2019 Georgia Milestones





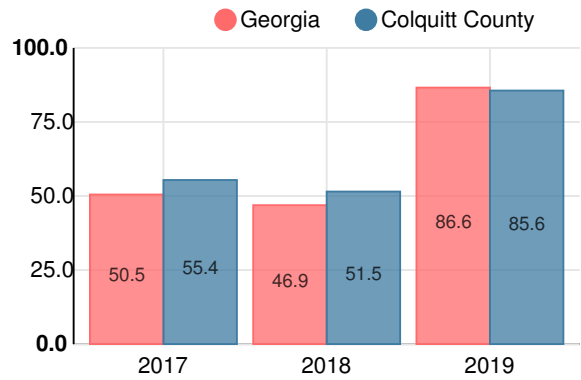
**College & Career Readiness**

Percent of 12th grade students who are college and career ready

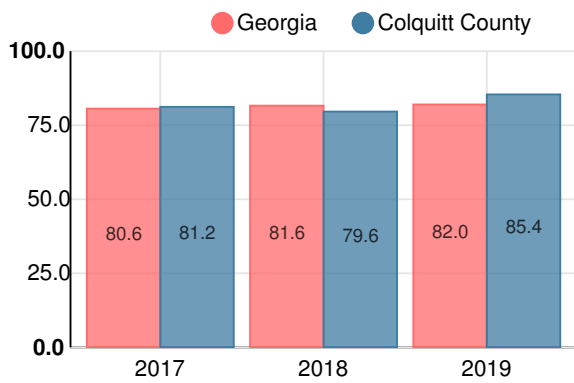


**Accelerated Course Taking**

Percent of high school graduates earning high school credit for accelerated enrollment



**Four-Year Graduation Rate**



**College Enrollment Rate**

