


# McDuffie County

 716 N. Lee Street, Thomson, GA 30824

 (706)986-4000

 Enrollment: 3662 students

Note: For information on educator qualifications and other federal reporting requirements, [click here](#). Discipline data are available in the [K-12 Student Discipline Dashboard](#).

## Performance Snapshot

- McDuffie County's **overall performance is higher than 23% of districts.**
- Its elementary students' **academic growth is higher than 38% of districts.**
- Its middle school students' **academic growth is higher than 2% of districts.**
- Its high school students' **academic growth is higher than 51% of districts.**
- **41.2% of its 3rd grade students are reading at or above the grade level target.**
- **36.7% of its 8th grade students are reading at or above the grade level target.**
- **Its four-year graduation rate is 82.2%, which is higher than 14% of districts.**
- **44.2% of graduates are college and career ready.**

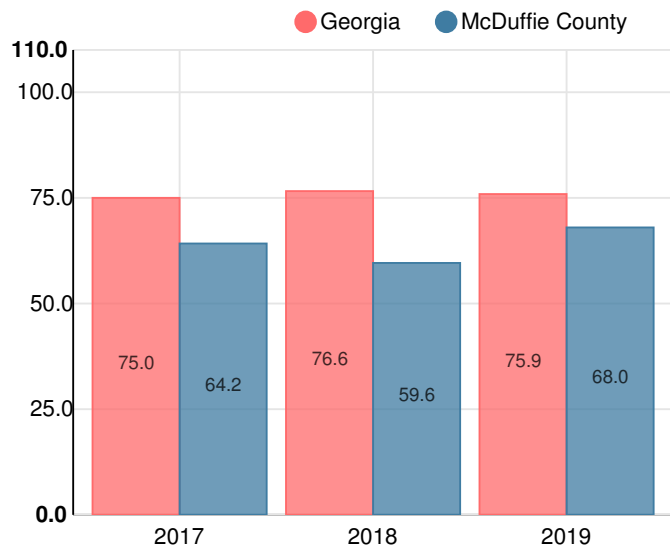
## District Wide

D68

| Year | McDuffie County |
|------|-----------------|
| 2019 | D               |
| 2018 | F               |
| 2017 | D               |

| Grade conversion |           |
|------------------|-----------|
| A                | 90 - 100  |
| B                | 80 - 89.9 |
| C                | 70 - 79.9 |
| D                | 60 - 69.9 |
| F                | 0 - 59.9  |

CCRPI Single Score



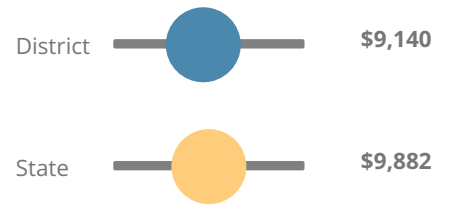
Student Mobility Rate

9.9%

Financial Efficiency Star Rating

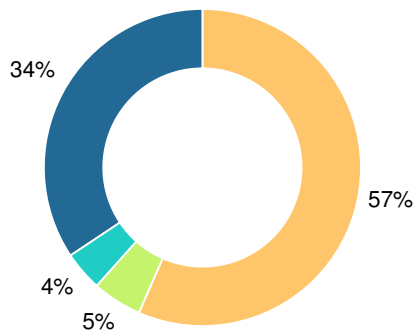


Per Pupil Expenditures

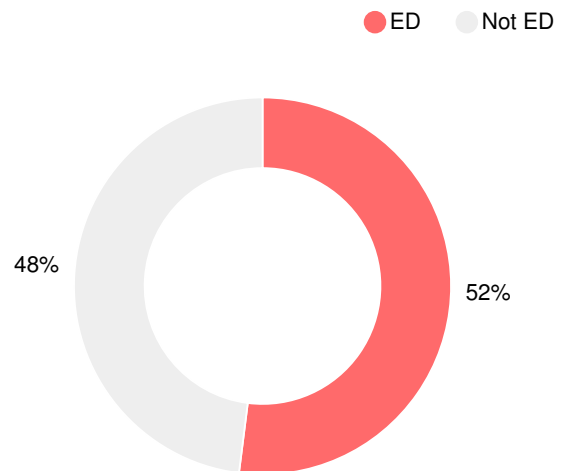


Race/Ethnicity

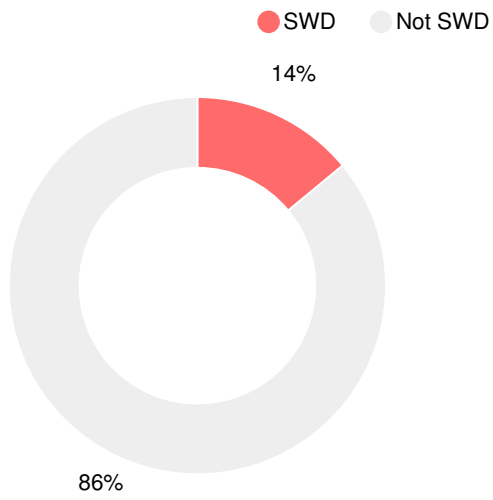
- Asian/Pacific Islander
- American Indian/Alaskan
- Black
- Hispanic
- Multi-racial
- White



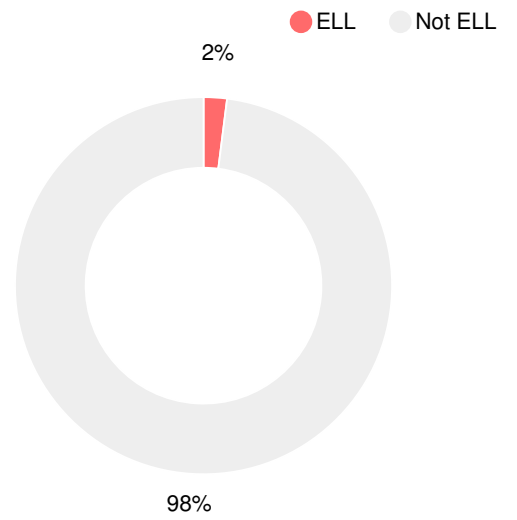
Economically Disadvantaged (ED)



Students with Disability (SWD)



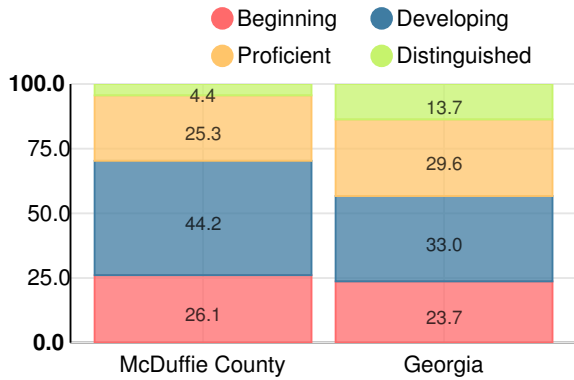
English Language Learners (ELL)



# Elementary

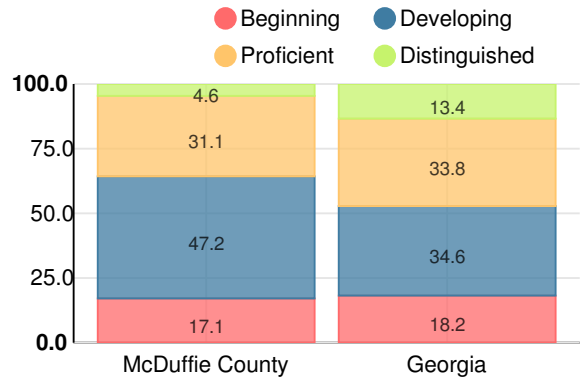
## English

Percent of students scoring in each performance level on 2019 Georgia Milestones for elementary grades



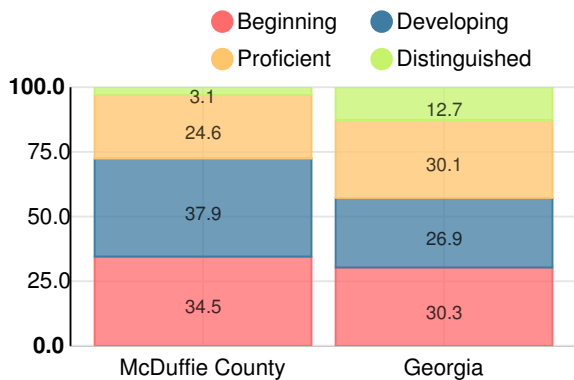
## Mathematics

Percent of students scoring in each performance level on 2019 Georgia Milestones for elementary grades



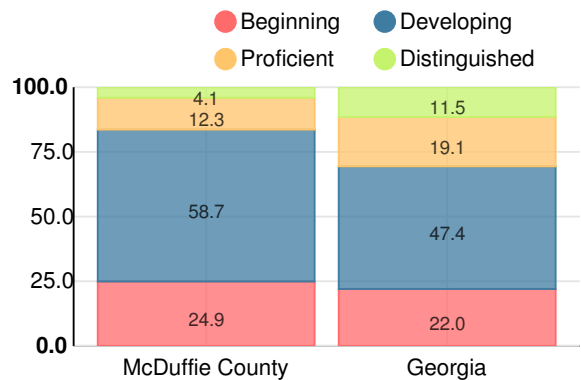
## Science

Percent of students scoring in each performance level on 2019 Georgia Milestones for elementary grades



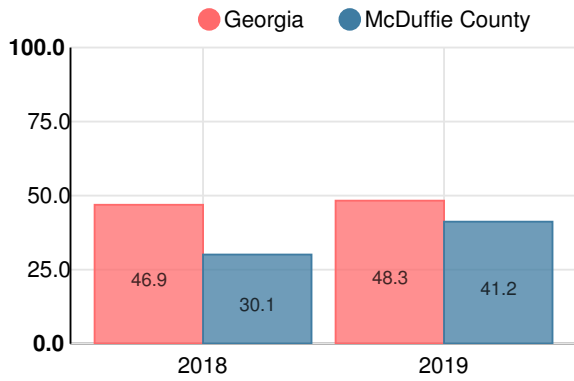
## Social Studies

Percent of students scoring in each performance level on 2019 Georgia Milestones for elementary grades



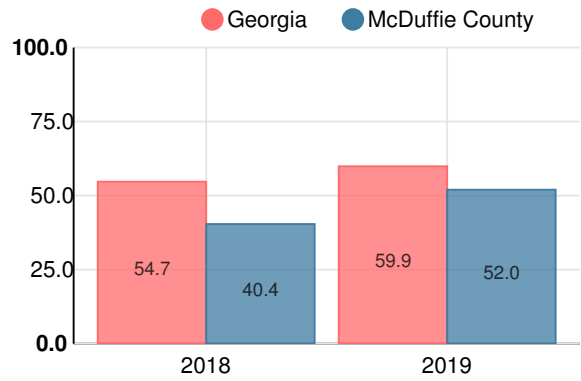
**Reading at or above the Grade Level Target  
(3rd Grade)**

Percent of students in grade 3 achieving Lexile measure equal to or greater than 670



**Reading at or above the Grade Level Target  
(5th Grade)**

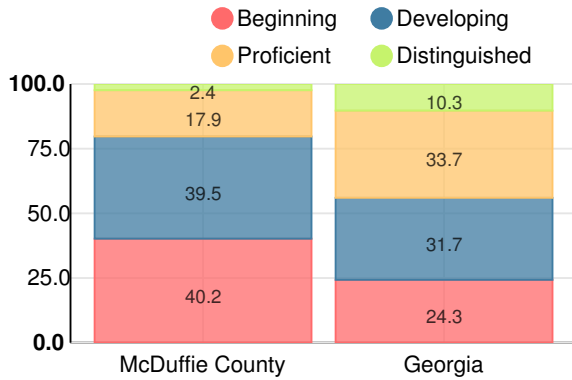
Percent of students in grade 5 achieving Lexile measure equal to or greater than 920



## Middle School

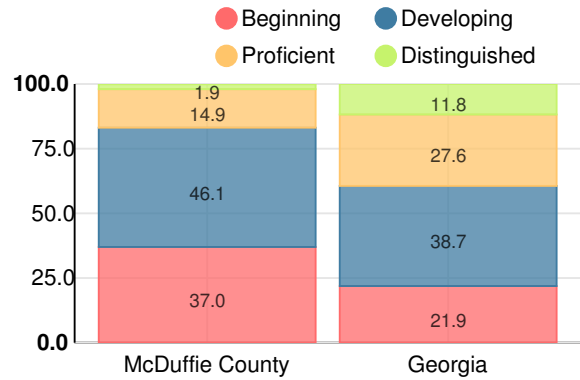
### English

Percent of students scoring in each performance level on 2019  
Georgia Milestones for middle school grades



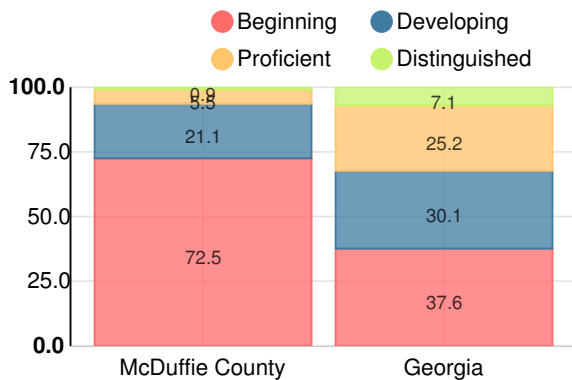
### Mathematics

Percent of students scoring in each performance level on 2019  
Georgia Milestones for middle school grades



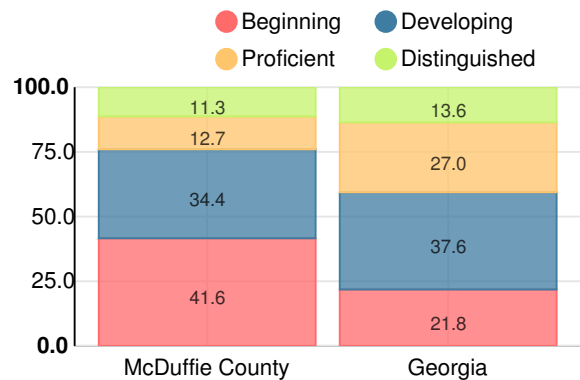
### Science

Percent of students scoring in each performance level on 2019  
Georgia Milestones for middle school grades



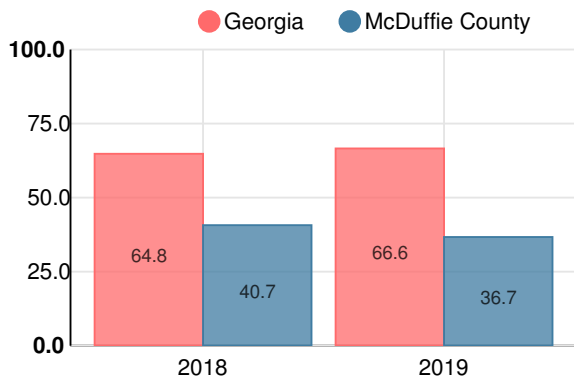
### Social Studies

Percent of students scoring in each performance level on 2019  
Georgia Milestones for middle school grades



### Reading at or above the Grade Level Target (8th Grade)

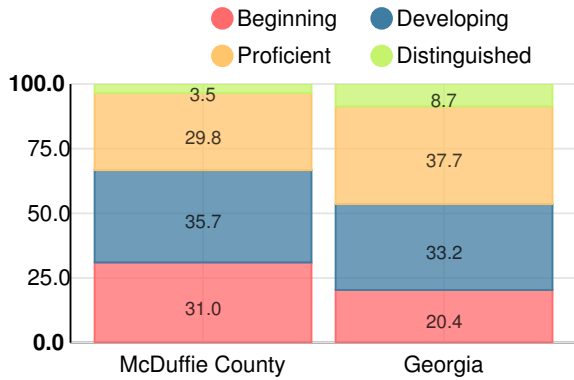
Percent of students in grade 8 achieving Lexile measure greater than 1097



# High School

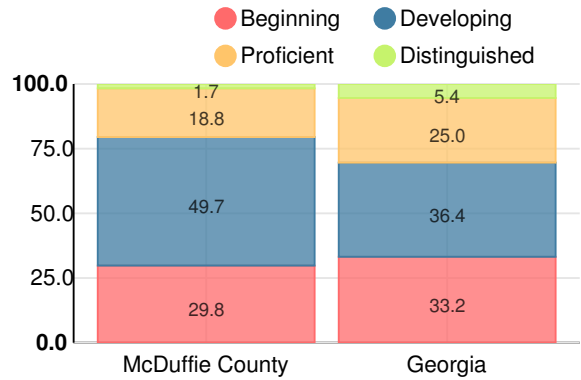
## American Literature & Composition

Percent of students scoring in each performance level on 2019 Georgia Milestones



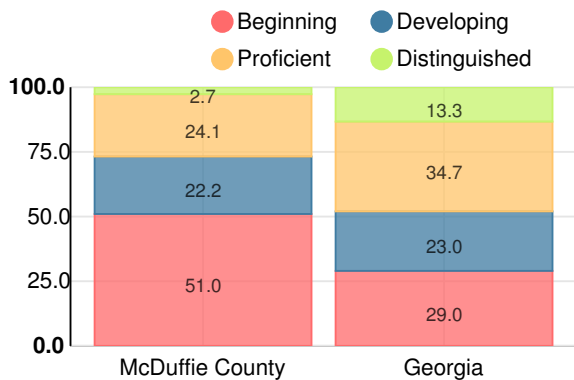
## Coordinate Algebra/Algebra I

Percent of students scoring in each performance level on 2019 Georgia Milestones



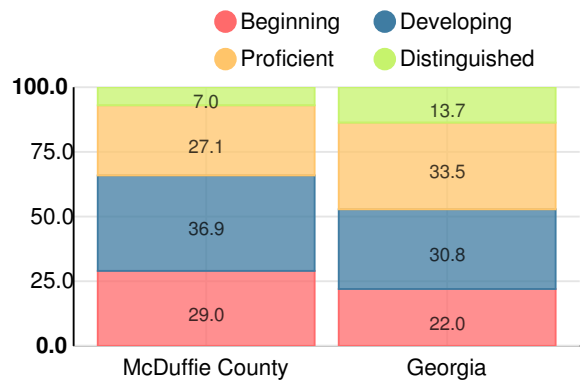
## Biology

Percent of students scoring in each performance level on 2019 Georgia Milestones



## US History

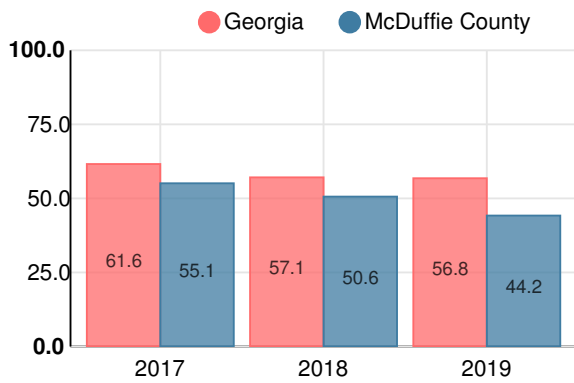
Percent of students scoring in each performance level on 2019 Georgia Milestones





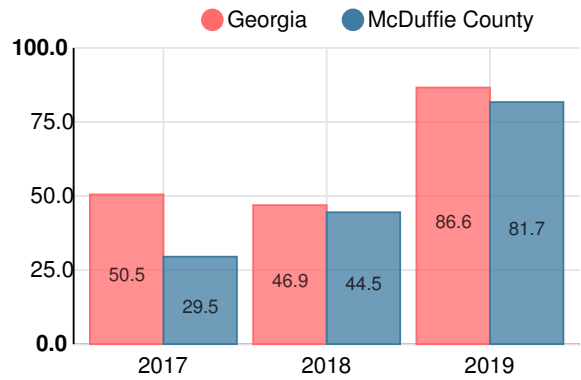
**College & Career Readiness**

Percent of 12th grade students who are college and career ready

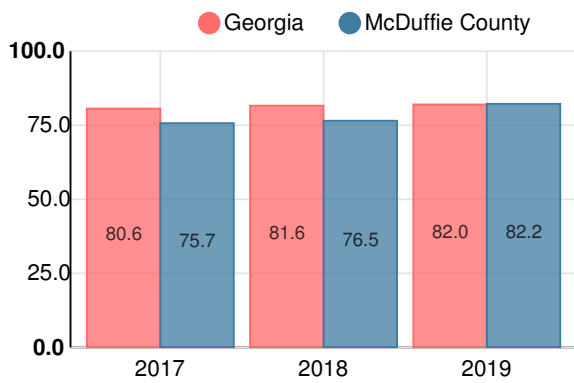


**Accelerated Course Taking**

Percent of high school graduates earning high school credit for accelerated enrollment



**Four-Year Graduation Rate**



**College Enrollment Rate**

