

Mitchell County

 108 South Harney Street, Camilla, GA 31730

 (229)336-2156

 Enrollment: 2160 students

Note: For information on educator qualifications and other federal reporting requirements, [click here](#). Discipline data are available in the [K-12 Student Discipline Dashboard](#).

Performance Snapshot

- Mitchell County's **overall performance is higher than 3% of districts.**
- Its elementary students' **academic growth is higher than 10% of districts.**
- Its middle school students' **academic growth is higher than 5% of districts.**
- Its high school students' **academic growth is higher than 36% of districts.**
- **37.2% of its 3rd grade students are reading at or above the grade level target.**
- **50.3% of its 8th grade students are reading at or above the grade level target.**
- **Its four-year graduation rate is 93.8%, which is higher than 84% of districts.**
- **42.9% of graduates are college and career ready.**

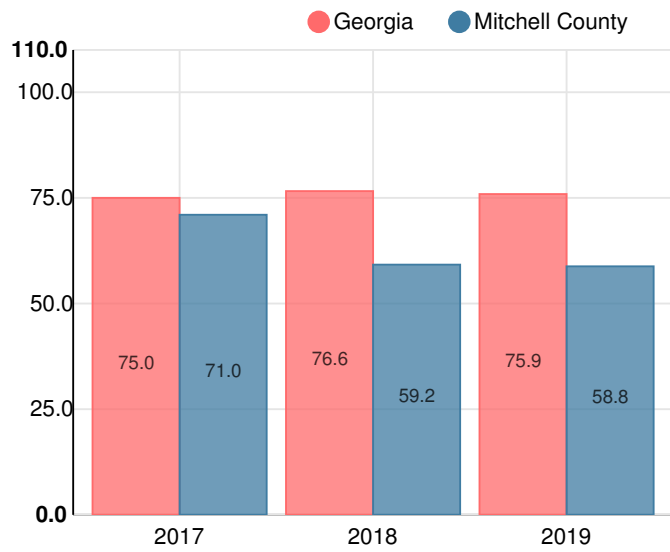
District Wide

CCRPI Single Score

F58.8

Year	Mitchell County
2019	F
2018	F
2017	C

Grade conversion	
A	90 - 100
B	80 - 89.9
C	70 - 79.9
D	60 - 69.9
F	0 - 59.9



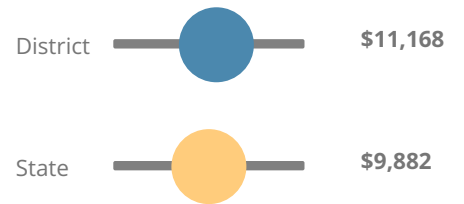
Student Mobility Rate

12.0%

Financial Efficiency Star Rating

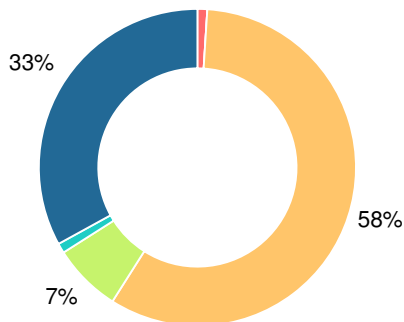


Per Pupil Expenditures



Race/Ethnicity

- Asian/Pacific Islander
- American Indian/Alaskan
- Black
- Hispanic
- Multi-racial
- White

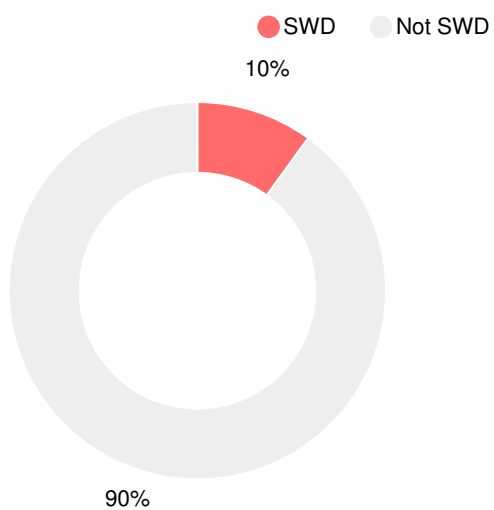


Economically Disadvantaged (ED)

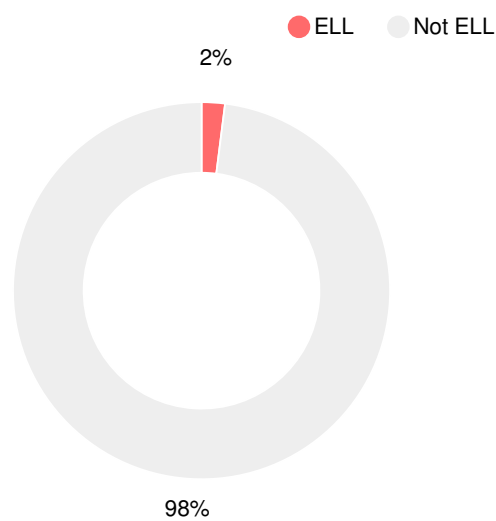
- ED
- Not ED



Students with Disability (SWD)



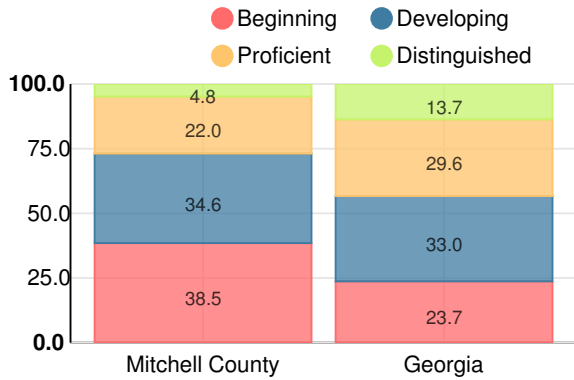
English Language Learners (ELL)



Elementary

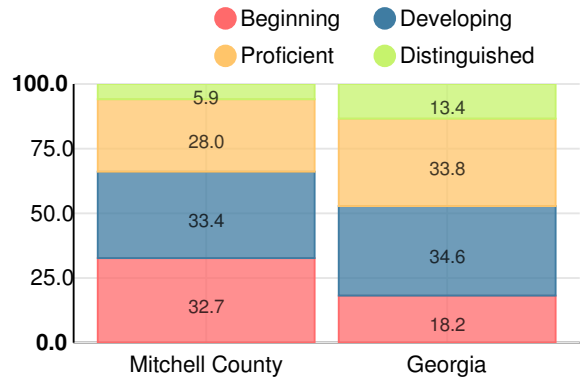
English

Percent of students scoring in each performance level on 2019 Georgia Milestones for elementary grades



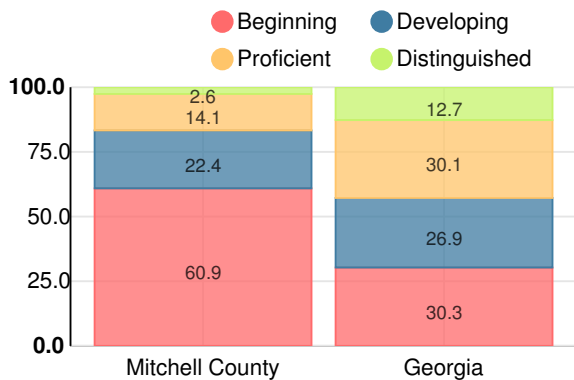
Mathematics

Percent of students scoring in each performance level on 2019 Georgia Milestones for elementary grades



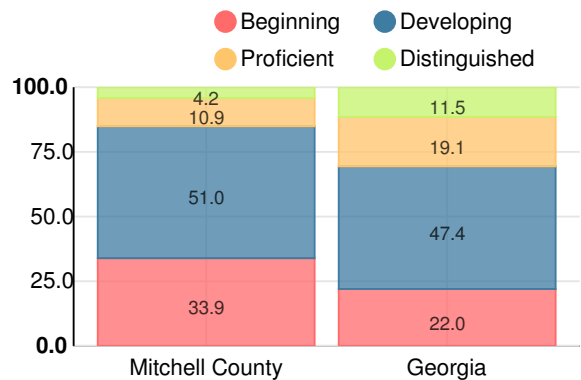
Science

Percent of students scoring in each performance level on 2019 Georgia Milestones for elementary grades



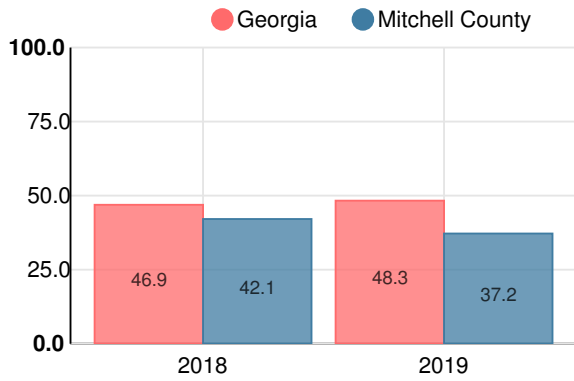
Social Studies

Percent of students scoring in each performance level on 2019 Georgia Milestones for elementary grades



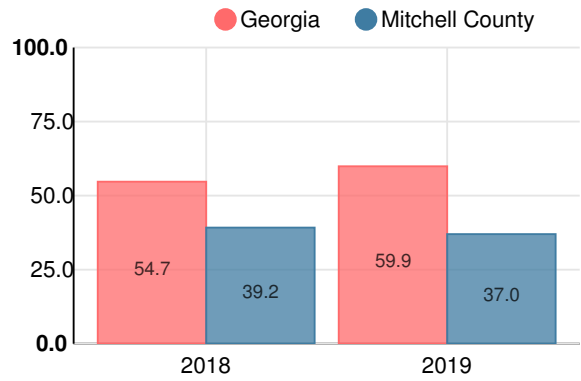
**Reading at or above the Grade Level Target
(3rd Grade)**

Percent of students in grade 3 achieving Lexile measure equal to or greater than 670



**Reading at or above the Grade Level Target
(5th Grade)**

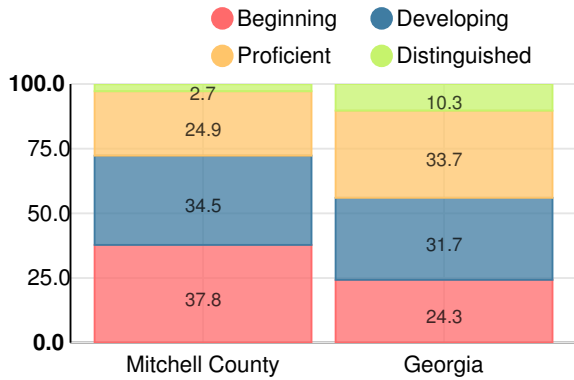
Percent of students in grade 5 achieving Lexile measure equal to or greater than 920



Middle School

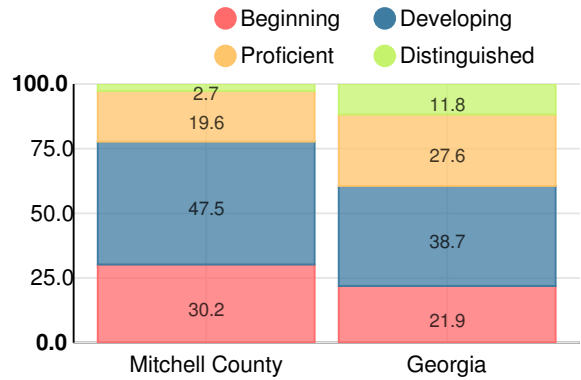
English

Percent of students scoring in each performance level on 2019
Georgia Milestones for middle school grades



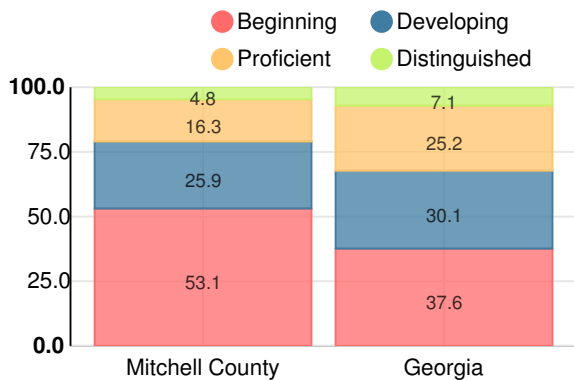
Mathematics

Percent of students scoring in each performance level on 2019
Georgia Milestones for middle school grades



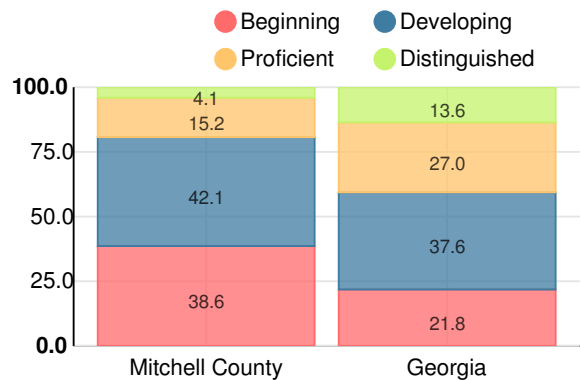
Science

Percent of students scoring in each performance level on 2019
Georgia Milestones for middle school grades



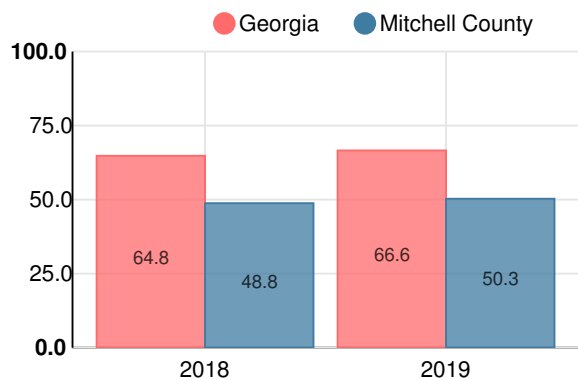
Social Studies

Percent of students scoring in each performance level on 2019
Georgia Milestones for middle school grades



Reading at or above the Grade Level Target (8th Grade)

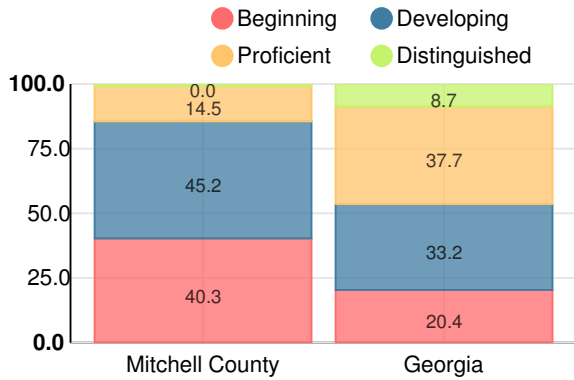
Percent of students in grade 8 achieving Lexile measure greater than 1097



High School

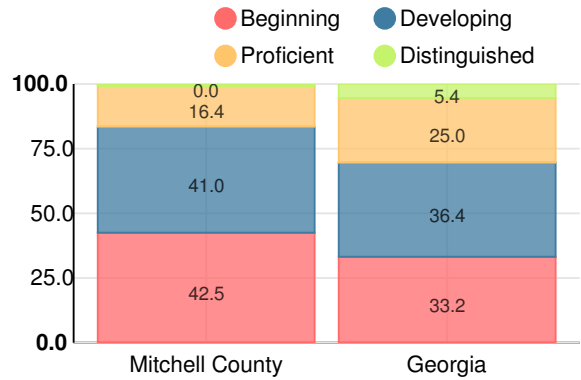
American Literature & Composition

Percent of students scoring in each performance level on 2019 Georgia Milestones



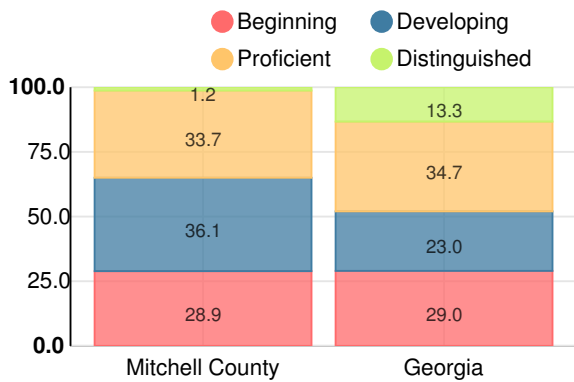
Coordinate Algebra/Algebra I

Percent of students scoring in each performance level on 2019 Georgia Milestones



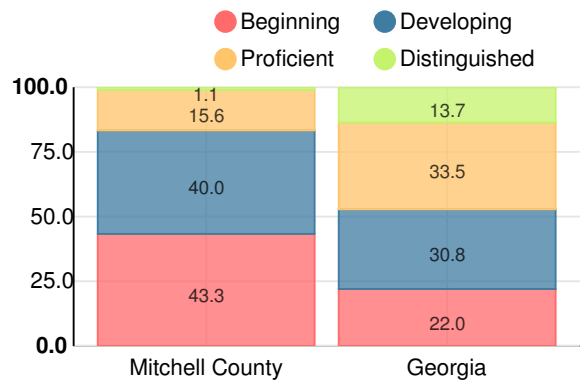
Biology

Percent of students scoring in each performance level on 2019 Georgia Milestones



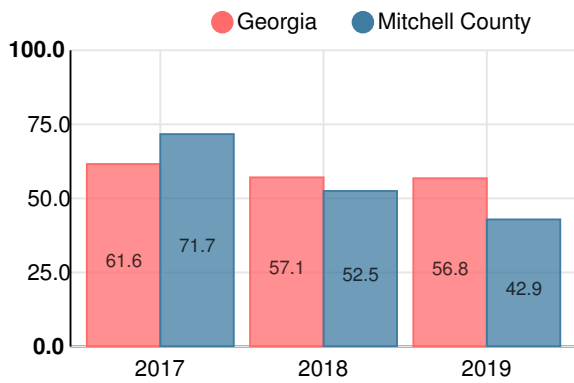
US History

Percent of students scoring in each performance level on 2019 Georgia Milestones



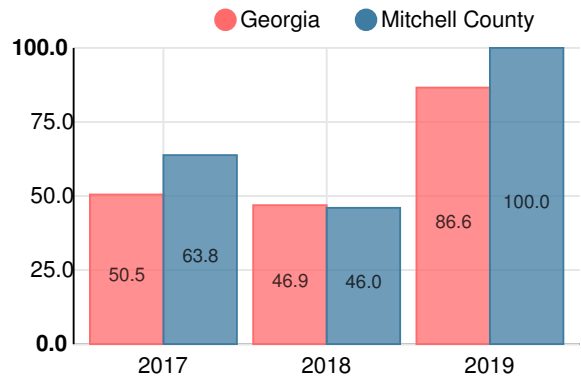
College & Career Readiness

Percent of 12th grade students who are college and career ready

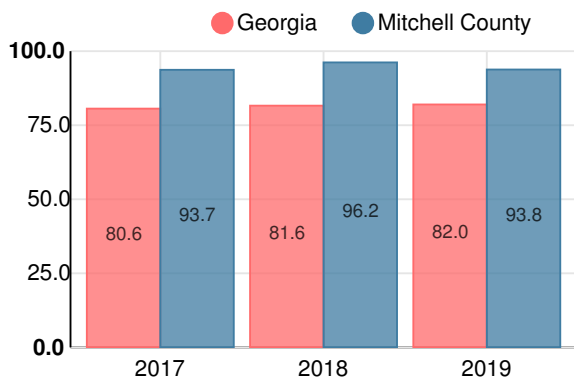


Accelerated Course Taking

Percent of high school graduates earning high school credit for accelerated enrollment



Four-Year Graduation Rate



College Enrollment Rate

