



# Troup County

 100 North Davis Road, LaGrange, GA 30241

 (706)812-7900

 Enrollment: 11578 students

Note: For information on educator qualifications and other federal reporting requirements, [click here](#). Discipline data are available in the [K-12 Student Discipline Dashboard](#).

## Performance Snapshot

- Troup County's **overall performance is higher than 38% of districts.**
- Its elementary students' **academic growth is higher than 75% of districts.**
- Its middle school students' **academic growth is higher than 19% of districts.**
- Its high school students' **academic growth is higher than 42% of districts.**
- **40.5% of its 3rd grade students are reading at or above the grade level target.**
- **55.3% of its 8th grade students are reading at or above the grade level target.**
- **Its four-year graduation rate is 86.6%, which is higher than 36% of districts.**
- **43.5% of graduates are college and career ready.**

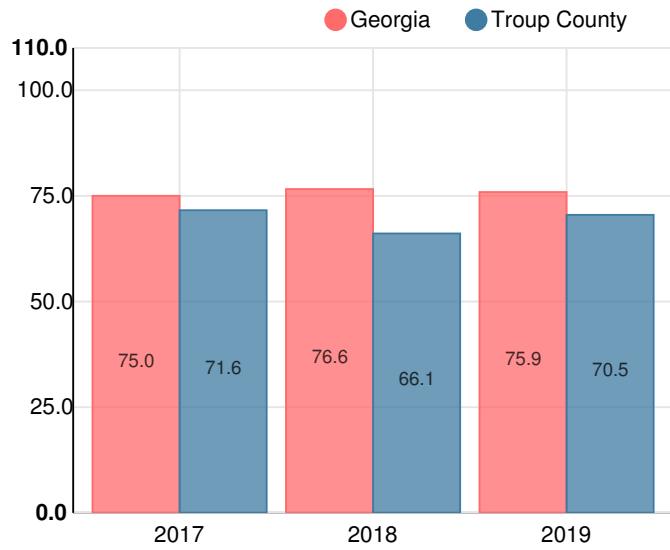
## District Wide

CCRPI Single Score

C70.5

Year	Troup County
2019	C
2018	D
2017	C

Grade conversion	
A	90 - 100
B	80 - 89.9
C	70 - 79.9
D	60 - 69.9
F	0 - 59.9



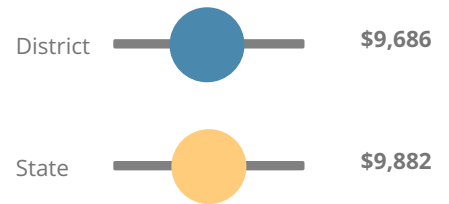
Student Mobility Rate

16.3%

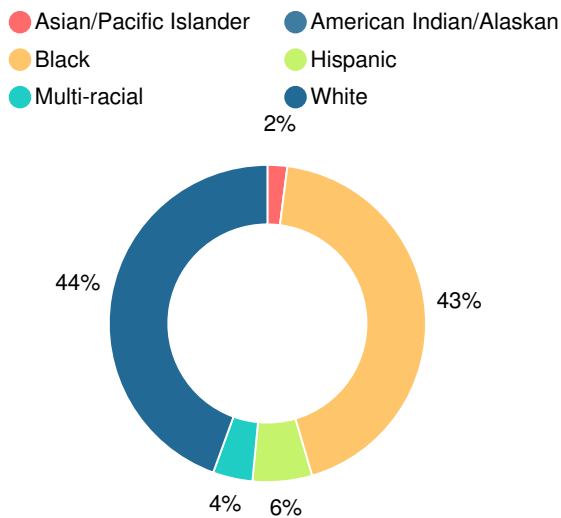
Financial Efficiency Star Rating



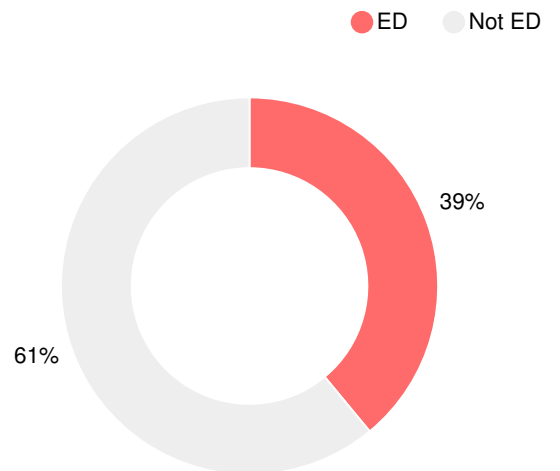
Per Pupil Expenditures



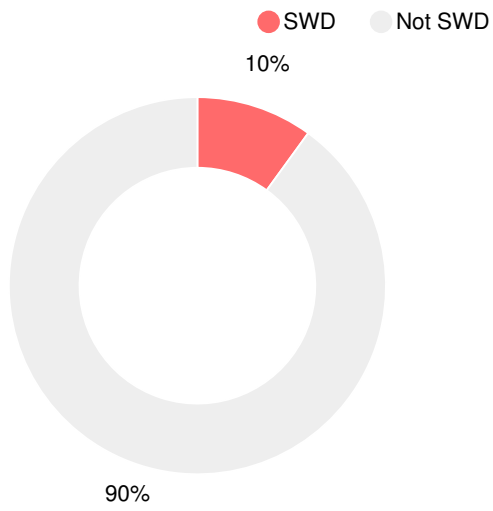
Race/Ethnicity



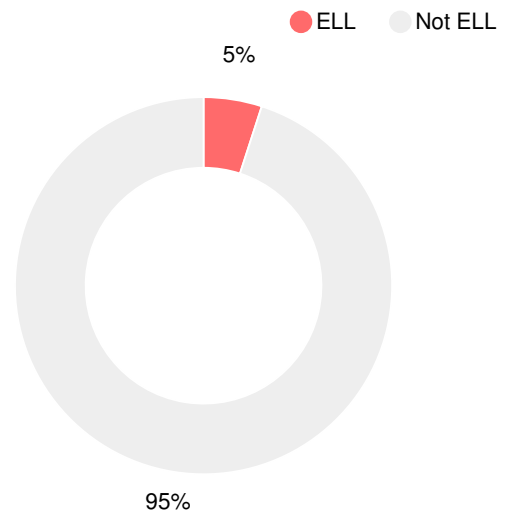
Economically Disadvantaged (ED)



Students with Disability (SWD)



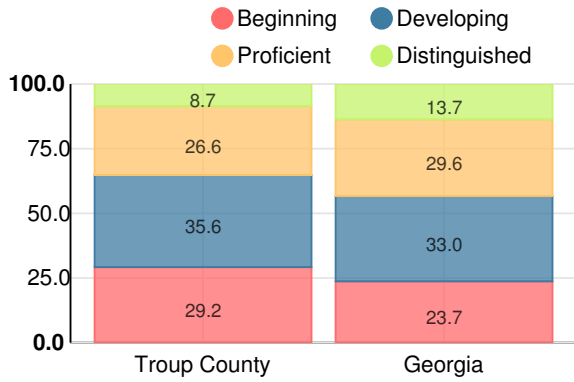
English Language Learners (ELL)



# Elementary

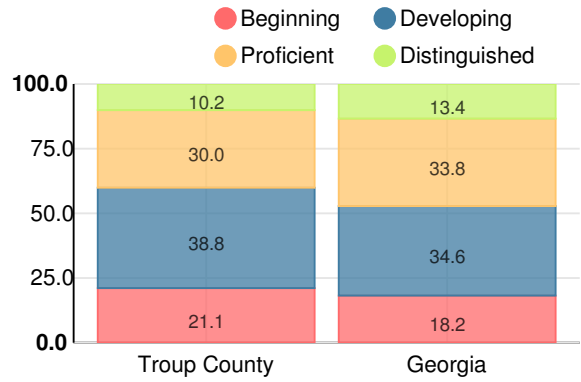
## English

Percent of students scoring in each performance level on 2019 Georgia Milestones for elementary grades



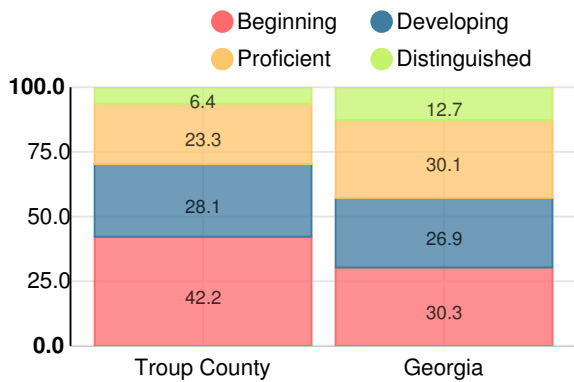
## Mathematics

Percent of students scoring in each performance level on 2019 Georgia Milestones for elementary grades



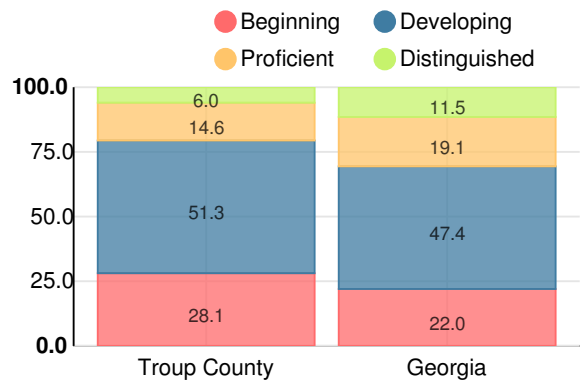
## Science

Percent of students scoring in each performance level on 2019 Georgia Milestones for elementary grades



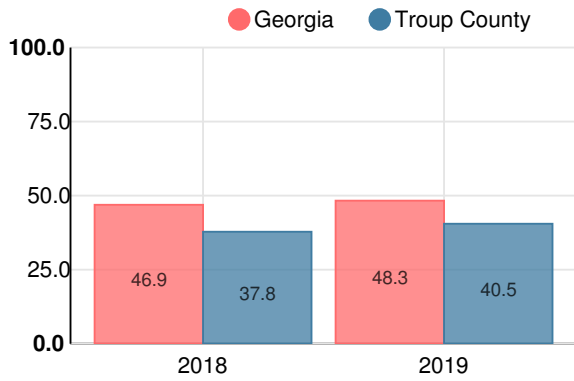
## Social Studies

Percent of students scoring in each performance level on 2019 Georgia Milestones for elementary grades



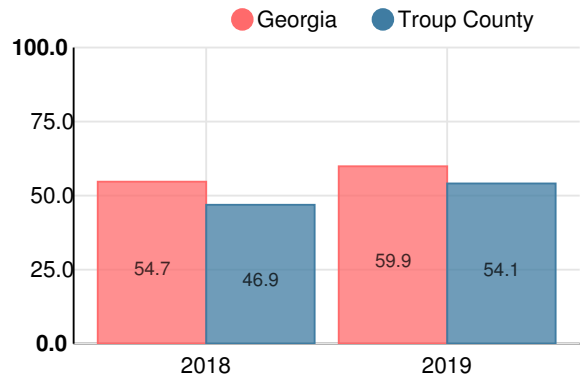
**Reading at or above the Grade Level Target  
(3rd Grade)**

Percent of students in grade 3 achieving Lexile measure equal to or greater than 670



**Reading at or above the Grade Level Target  
(5th Grade)**

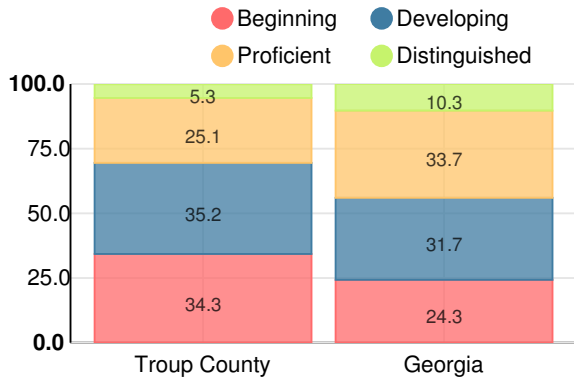
Percent of students in grade 5 achieving Lexile measure equal to or greater than 920



# Middle School

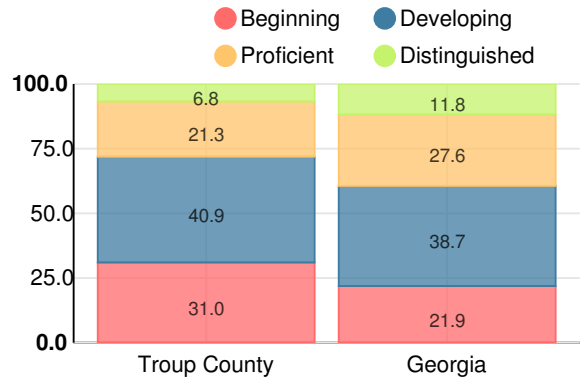
## English

Percent of students scoring in each performance level on 2019 Georgia Milestones for middle school grades



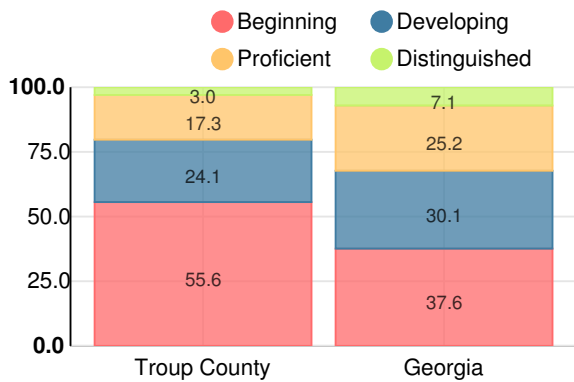
## Mathematics

Percent of students scoring in each performance level on 2019 Georgia Milestones for middle school grades



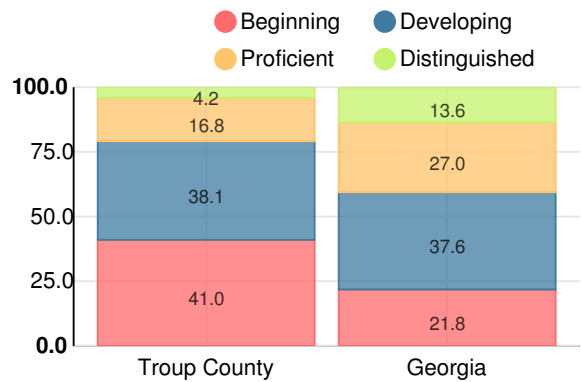
## Science

Percent of students scoring in each performance level on 2019 Georgia Milestones for middle school grades



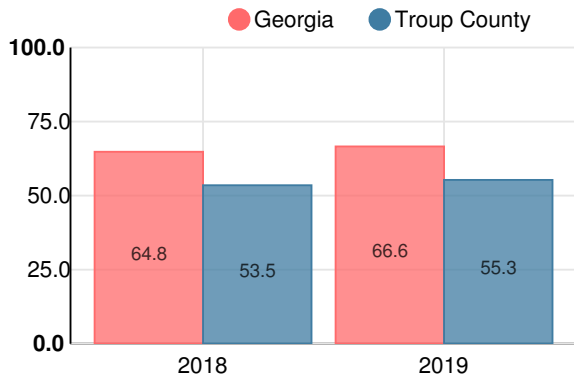
## Social Studies

Percent of students scoring in each performance level on 2019 Georgia Milestones for middle school grades



### Reading at or above the Grade Level Target (8th Grade)

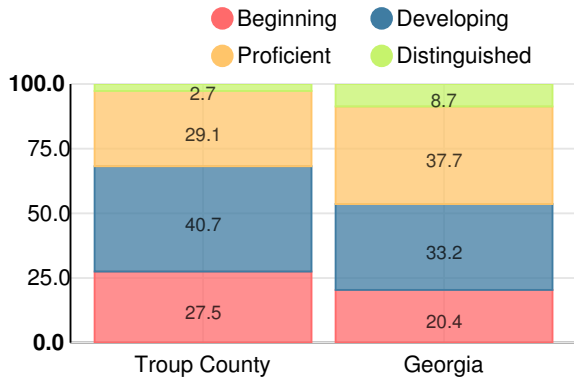
Percent of students in grade 8 achieving Lexile measure greater than 1097



# High School

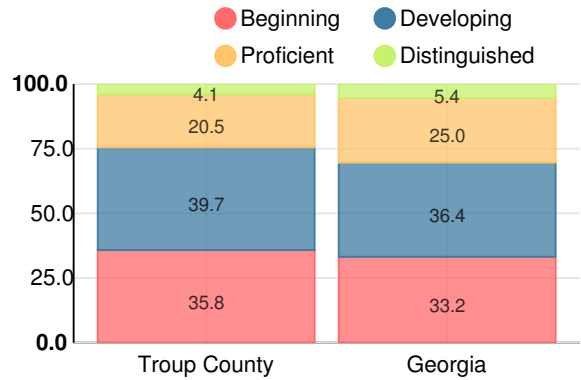
## American Literature & Composition

Percent of students scoring in each performance level on 2019 Georgia Milestones



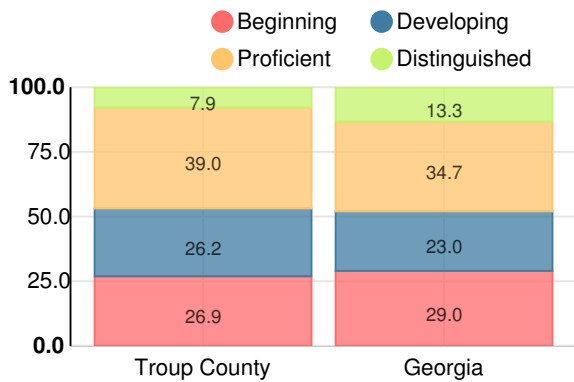
## Coordinate Algebra/Algebra I

Percent of students scoring in each performance level on 2019 Georgia Milestones



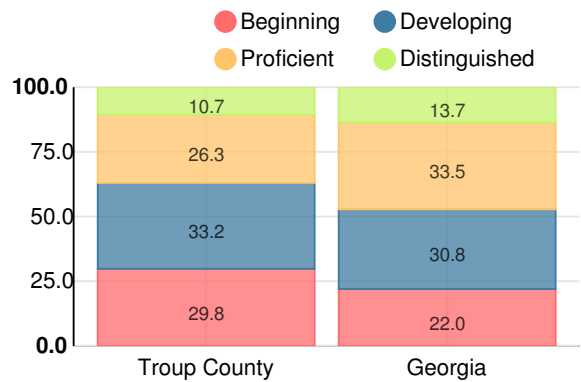
## Biology

Percent of students scoring in each performance level on 2019 Georgia Milestones



## US History

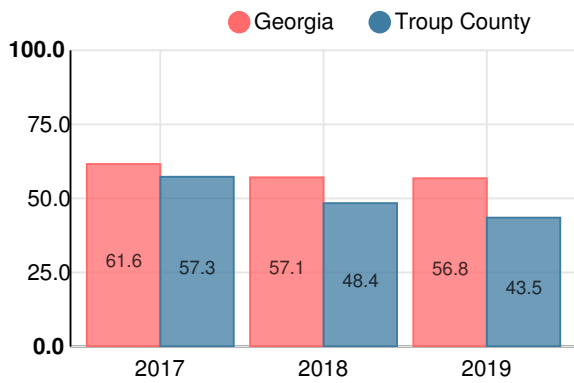
Percent of students scoring in each performance level on 2019 Georgia Milestones





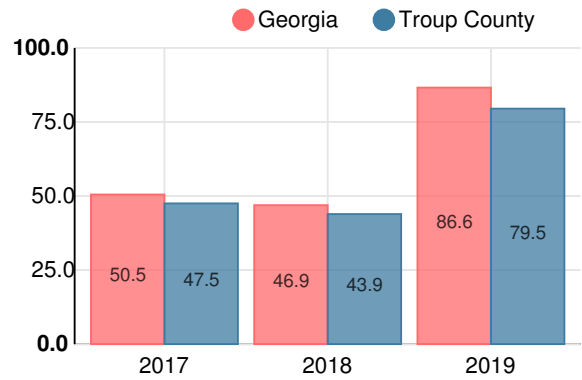
### College & Career Readiness

Percent of 12th grade students who are college and career ready

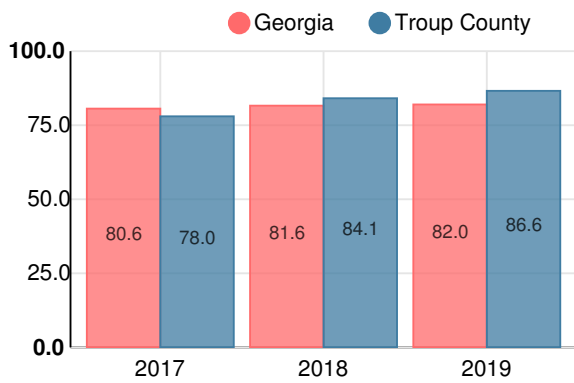


### Accelerated Course Taking

Percent of high school graduates earning high school credit for accelerated enrollment



### Four-Year Graduation Rate



### College Enrollment Rate

