

Jerger Elementary School

 1006 S Broad St, Thomasville, GA 31792

 (229)225-2625

 Grades: K-5

 Enrollment: 734 students

Performance Snapshot

- Jerger Elementary School's **overall performance is higher than 95% of schools in the state** and is higher than its district.
- Its students' **academic growth is higher than 89% of schools in the state** and higher than its district.
- **66.9% of its 3rd grade students are reading at or above the grade level target.**
- Jerger Elementary School is **Beating the Odds**, meaning that it performs better than similar schools.

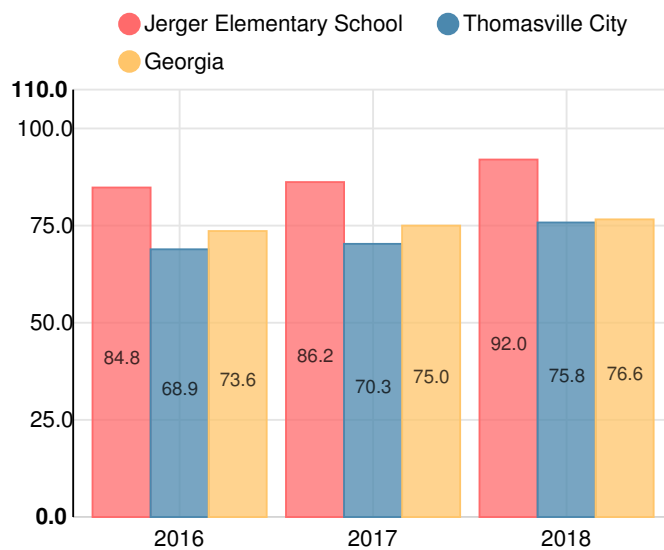
School Wide

A
92

Year	Jerger Elementary School
2018	A
2017	B
2016	B
2015	C
2014	B

Grade conversion	
A	90 - 100
B	80 - 89.9
C	70 - 79.9
D	60 - 69.9
F	0 - 59.9

CCRPI Single Score



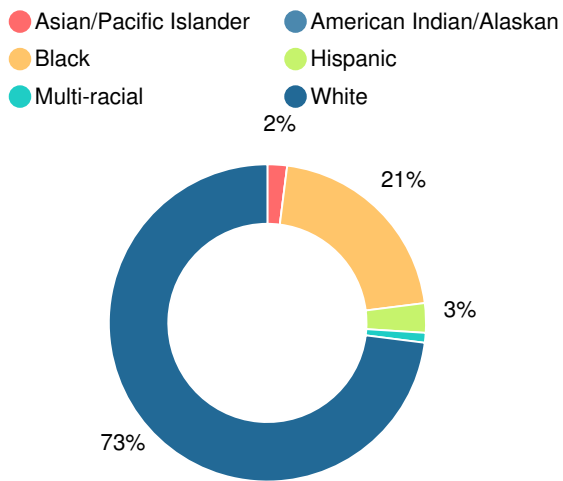
Student Mobility Rate

3.1%

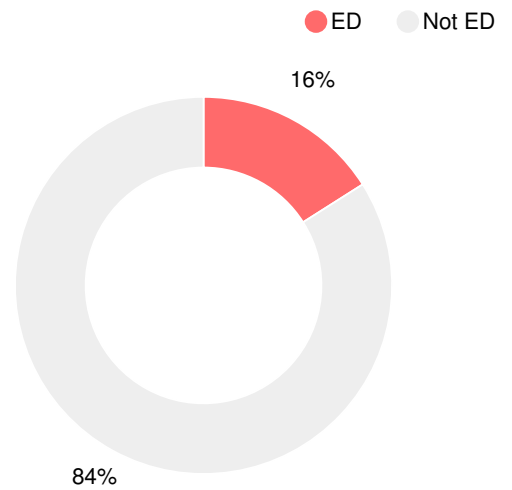
School Climate Star Rating



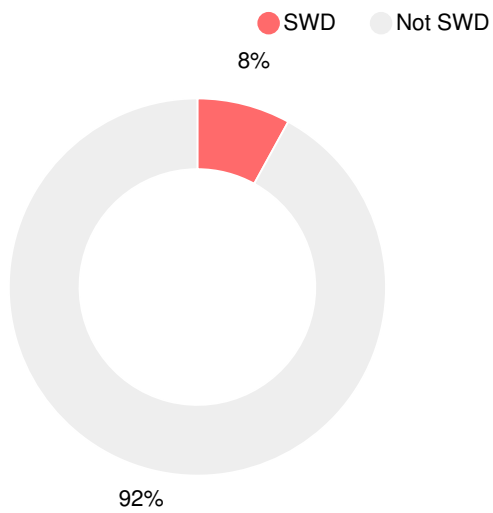
Race/Ethnicity



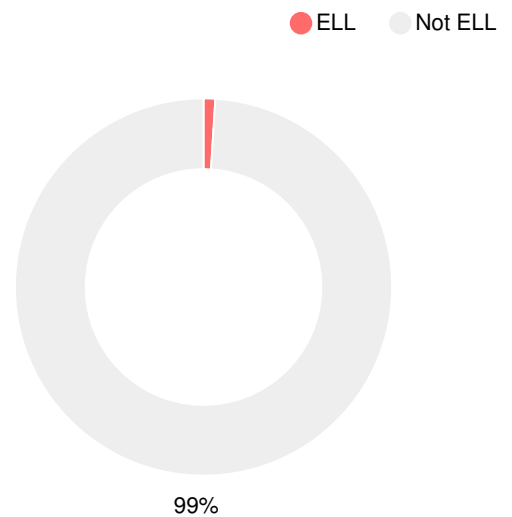
Economically Disadvantaged (ED)



Students with Disability (SWD)



English Language Learners (ELL)



Elementary

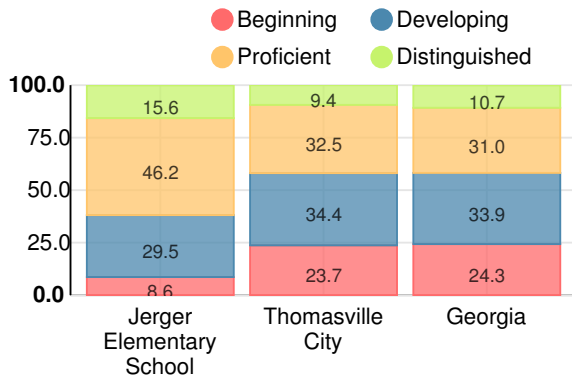
CCRPI Score

Jerger Elementary School

Indicator	2018
Content Mastery	87.9
Progress	94.8
Closing Gaps	100.0
Readiness	87.4
CCRPI Score	92.0

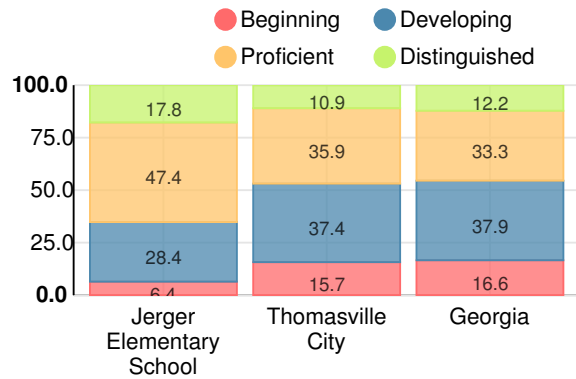
English

Percent of students scoring in each performance level on 2018 Georgia Milestones for elementary grades



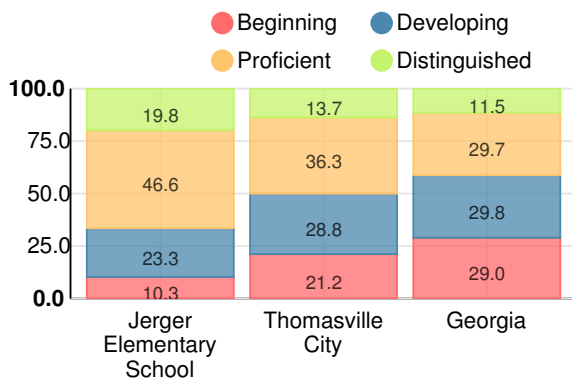
Mathematics

Percent of students scoring in each performance level on 2018 Georgia Milestones for elementary grades



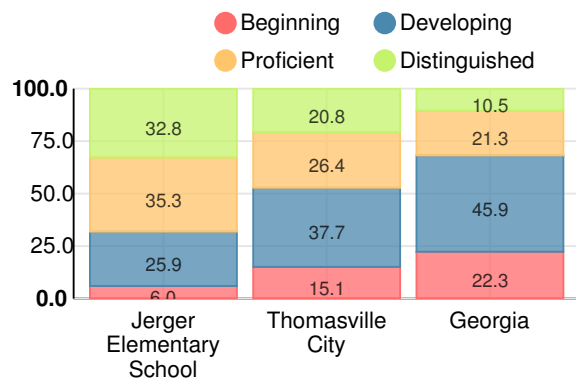
Science

Percent of students scoring in each performance level on 2018 Georgia Milestones for elementary grades



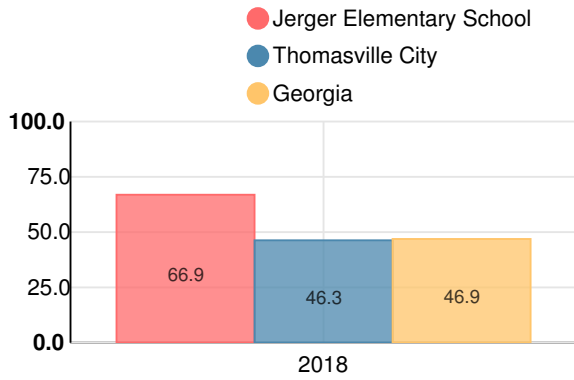
Social Studies

Percent of students scoring in each performance level on 2018 Georgia Milestones for elementary grades



**Reading at or above the Grade Level Target
(3rd Grade)**

Percent of students in grade 3 achieving Lexile measure equal to or greater than 670



**Reading at or above the Grade Level Target
(5th Grade)**

Percent of students in grade 5 achieving Lexile measure equal to or greater than 920

