



Baker County K12 School

 260 GA-37 SW, Newton, GA 39870

 (229)734-5274

 Grades: K-12

 Enrollment: 265 students

Performance Snapshot

- Baker County K12 School's **overall performance is higher than 8% of schools in the state.**
- Its elementary students' **academic growth is higher than 13% of elementary schools in the state.**
- Its middle school students' **academic growth is higher than 35% of middle schools in the state.**
- Its high school students' **academic growth is higher than 22% of high schools in the state.**
- **20.8% of its 3rd grade students are reading at or above the grade level target.**
- **50.0% of its 8th grade students are reading at or above the grade level target.**
- **Its four-year graduation rate is 77.8%**, which is higher than 18% of high schools.
- **63.2% of graduates are college and career ready.**

School Wide

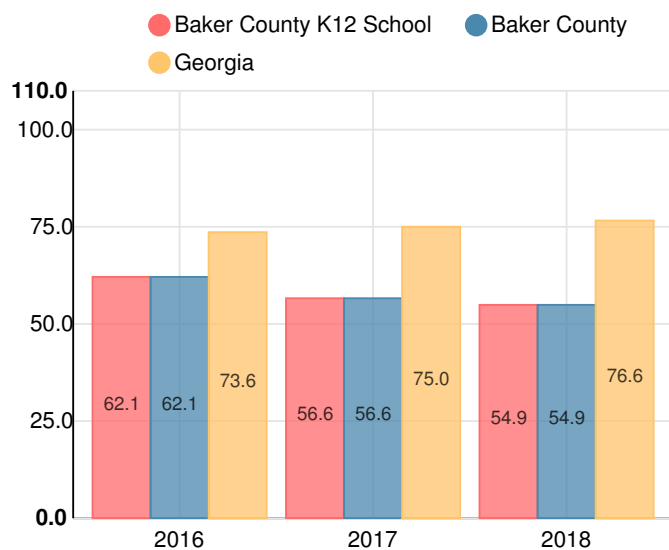
F

54.9

Year	Baker County K12 School
2018	F
2017	F
2016	D
2015	F
2014	F

Grade conversion	
A	90 - 100
B	80 - 89.9
C	70 - 79.9
D	60 - 69.9
F	0 - 59.9

CCRPI Single Score



Student Mobility Rate

22.3%

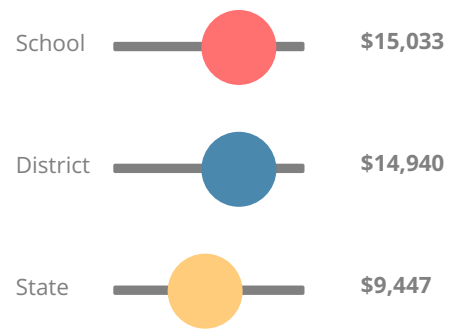
School Climate Star Rating



Financial Efficiency Star Rating

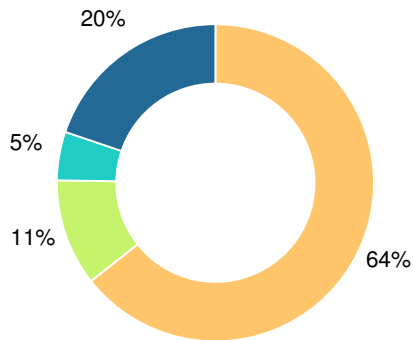


Per Pupil Expenditures



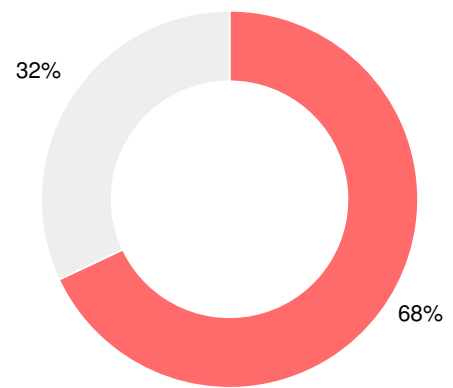
Race/Ethnicity

- Asian/Pacific Islander
- American Indian/Alaskan
- Black
- Hispanic
- Multi-racial
- White



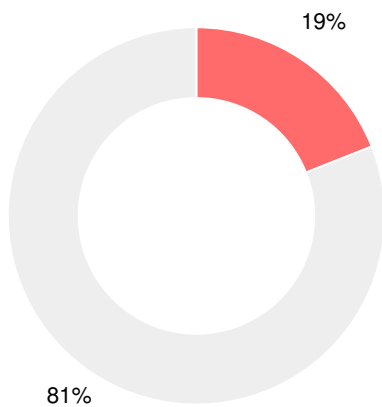
Economically Disadvantaged (ED)

- ED
- Not ED



Students with Disability (SWD)

- SWD
- Not SWD



English Language Learners (ELL)

- ELL
- Not ELL



Elementary

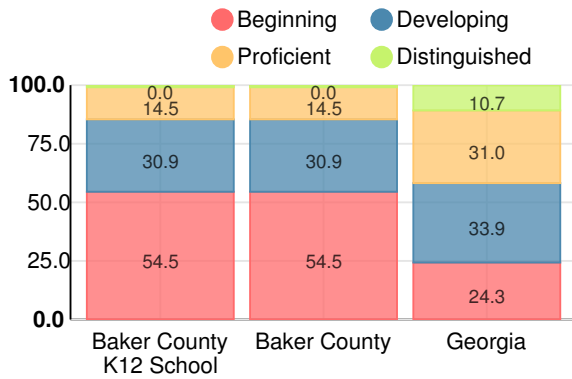
CCRPI Score

Baker County K12 School

Indicator	2018
Content Mastery	34.6
Progress	70.2
Closing Gaps	75.0
Readiness	36.0
CCRPI Score	53.4

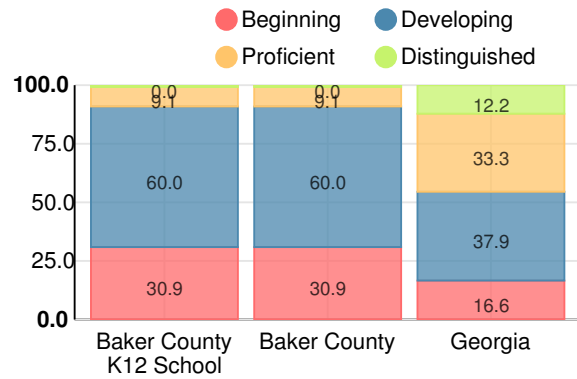
English

Percent of students scoring in each performance level on 2018 Georgia Milestones for elementary grades



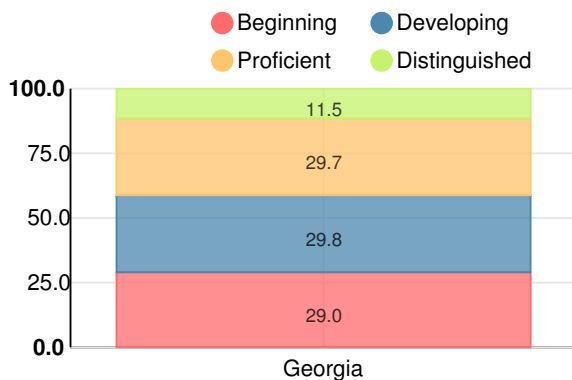
Mathematics

Percent of students scoring in each performance level on 2018 Georgia Milestones for elementary grades



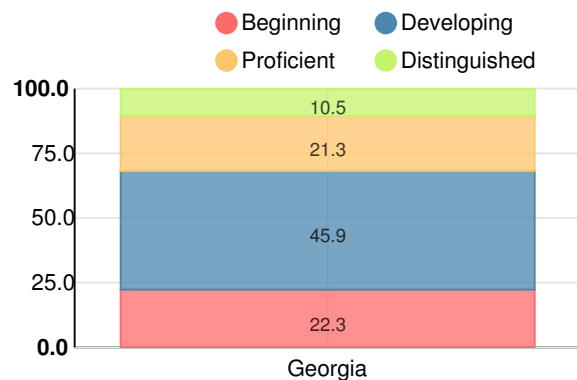
Science

Percent of students scoring in each performance level on 2018 Georgia Milestones for elementary grades



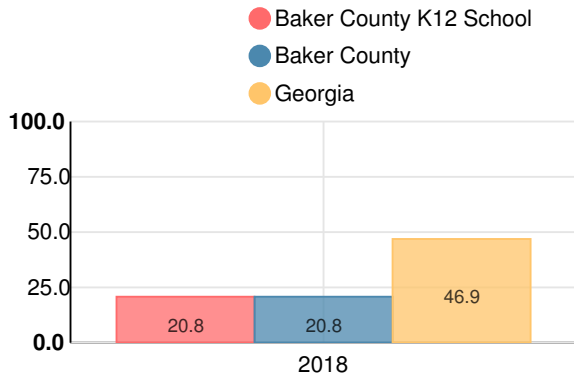
Social Studies

Percent of students scoring in each performance level on 2018 Georgia Milestones for elementary grades



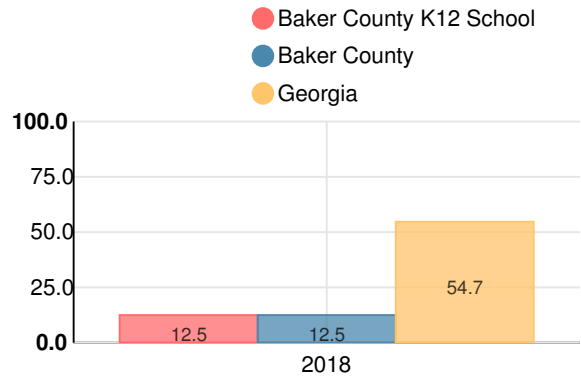
Reading at or above the Grade Level Target (3rd Grade)

Percent of students in grade 3 achieving Lexile measure equal to or greater than 670



Reading at or above the Grade Level Target (5th Grade)

Percent of students in grade 5 achieving Lexile measure equal to or greater than 920



Middle School

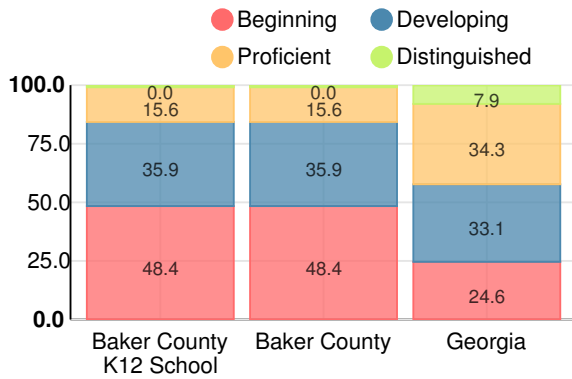
CCRPI Score

Baker County K12 School

Indicator	2018
Content Mastery	39.3
Progress	77.8
Closing Gaps	41.7
Readiness	39.4
CCRPI Score	53.2

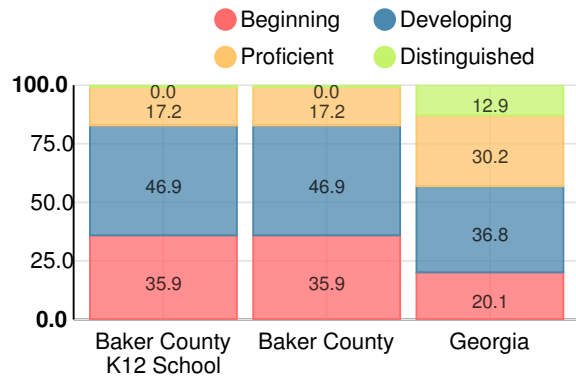
English

Percent of students scoring in each performance level on 2018 Georgia Milestones for middle school grades



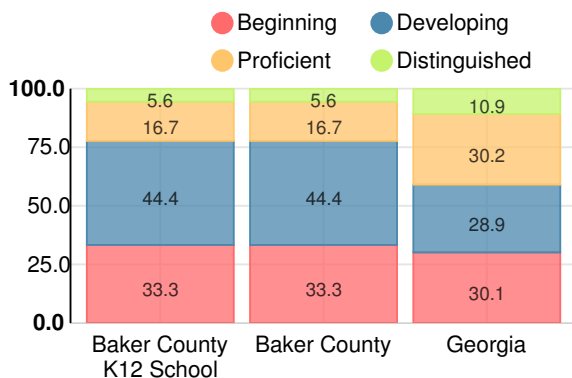
Mathematics

Percent of students scoring in each performance level on 2018 Georgia Milestones for middle school grades



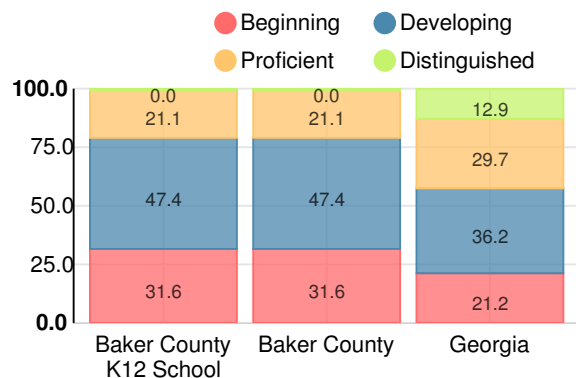
Science

Percent of students scoring in each performance level on 2018 Georgia Milestones for middle school grades



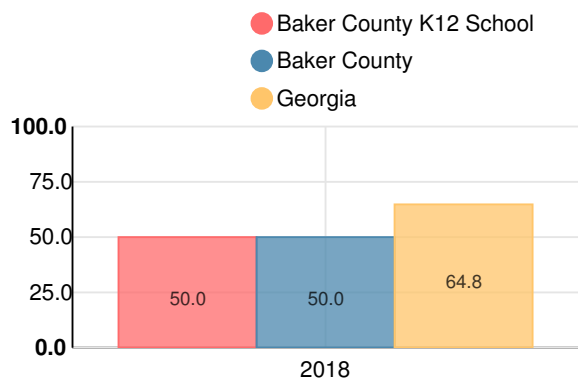
Social Studies

Percent of students scoring in each performance level on 2018 Georgia Milestones for middle school grades



Reading at or above the Grade Level Target (8th Grade)

Percent of students in grade 8 achieving Lexile measure greater than 1097



High School

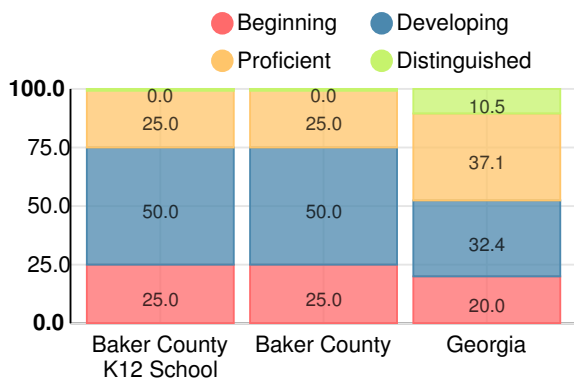
CCRPI Score

Baker County K12 School

Indicator	2018
Content Mastery	40.0
Progress	73.7
Closing Gaps	33.3
Readiness	60.0
Graduation Rate	81.9
CCRPI Score	58.7

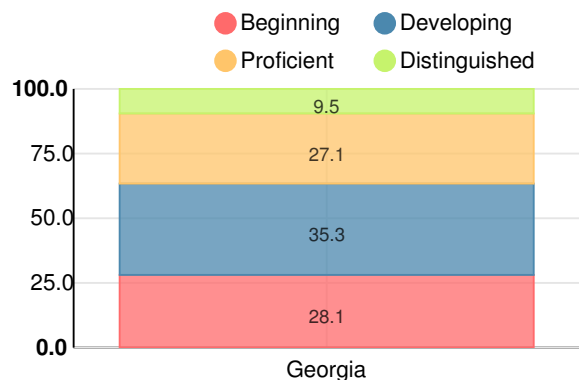
American Literature & Composition

Percent of students scoring in each performance level on 2018 Georgia Milestones



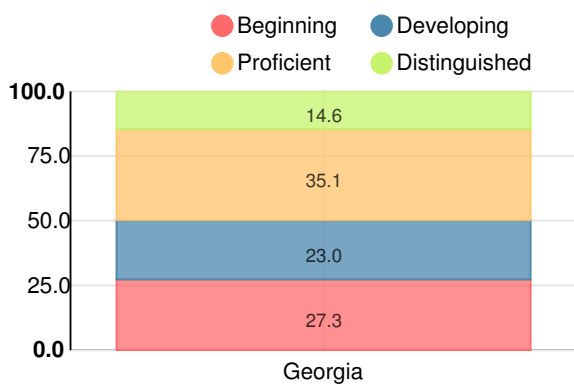
Coordinate Algebra/Algebra I

Percent of students scoring in each performance level on 2018 Georgia Milestones



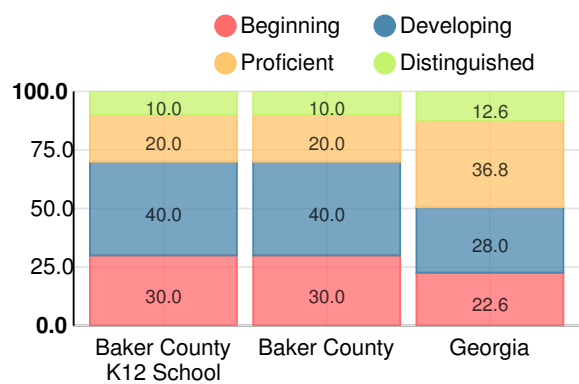
Biology

Percent of students scoring in each performance level on 2018 Georgia Milestones



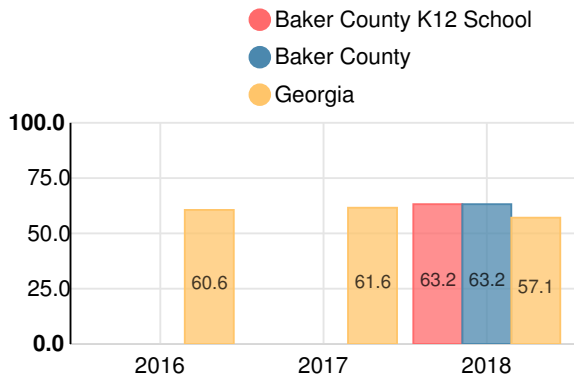
US History

Percent of students scoring in each performance level on 2018 Georgia Milestones



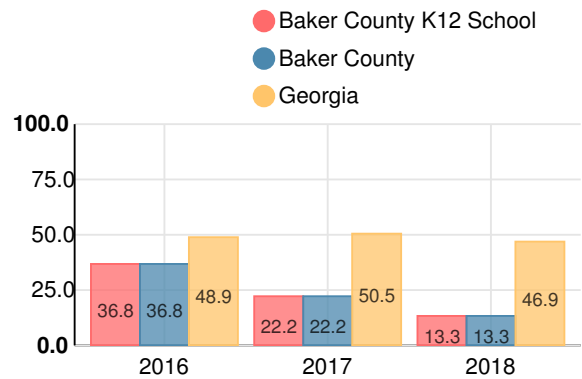
College & Career Readiness

Percent of 12th grade students who are college and career ready

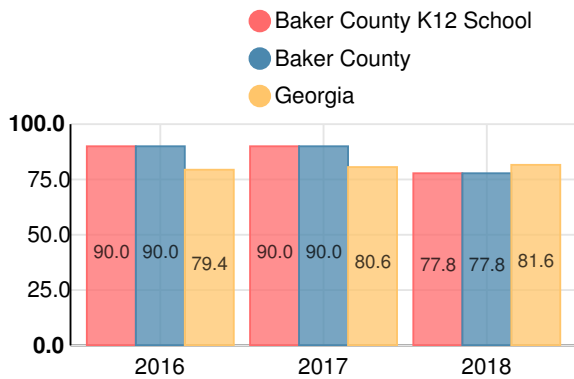


Accelerated Course Taking

Percent of high school graduates earning high school credit for accelerated enrollment



Four-Year Graduation Rate



College Enrollment Rate

