



Davis Elementary School

 5491 Highway 301, Trenton, GA 30752

 (706)657-6300

 Grades: K-5

 Enrollment: 289 students

Performance Snapshot

- Davis Elementary School's **overall performance is higher than 59% of schools in the state** and is lower than its district.
- Its students' **academic growth is higher than 78% of schools in the state** and higher than its district.
- **55.0% of its 3rd grade students are reading at or above the grade level target.**

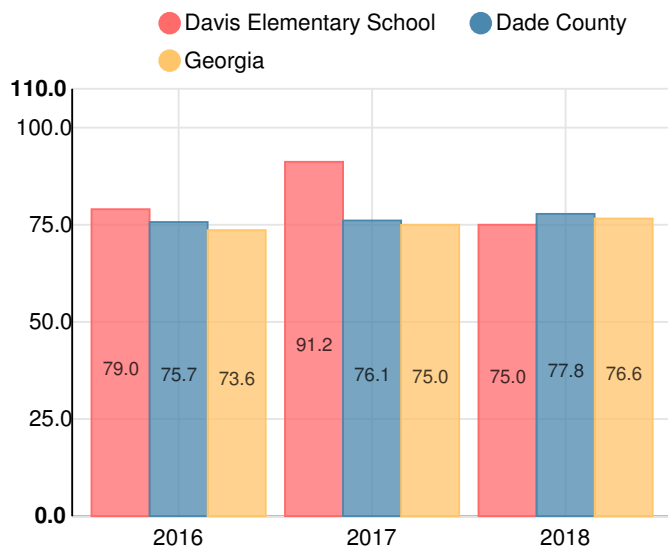
School Wide

C
75

Year	Davis Elementary School
2018	C
2017	A
2016	C
2015	B
2014	B

Grade conversion	
A	90 - 100
B	80 - 89.9
C	70 - 79.9
D	60 - 69.9
F	0 - 59.9

CCRPI Single Score



Student Mobility Rate

20.8%

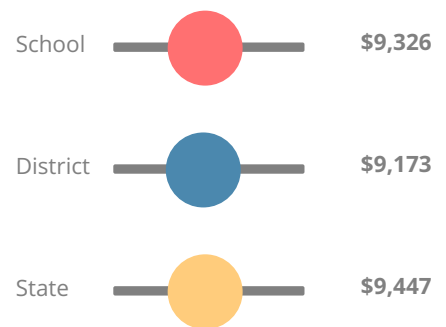
School Climate Star Rating



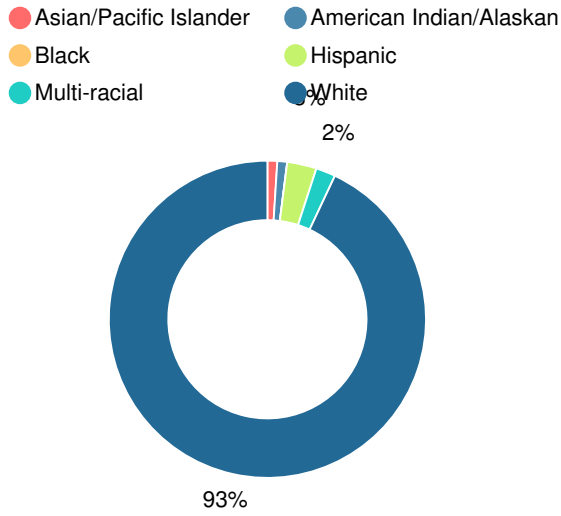
Financial Efficiency Star Rating



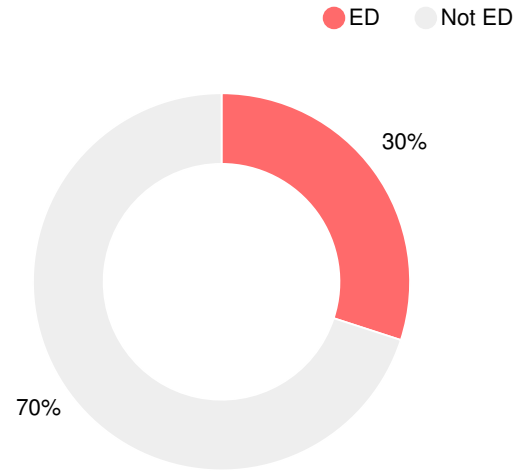
Per Pupil Expenditures



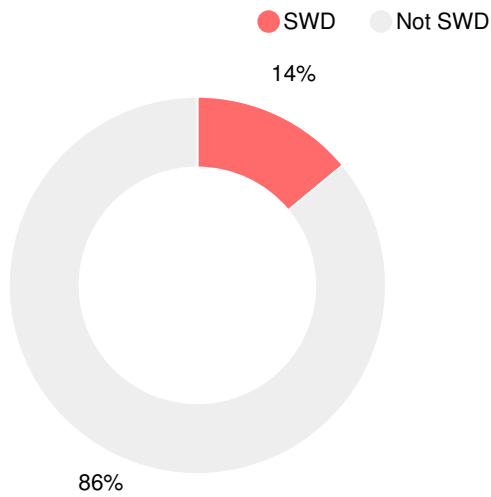
Race/Ethnicity



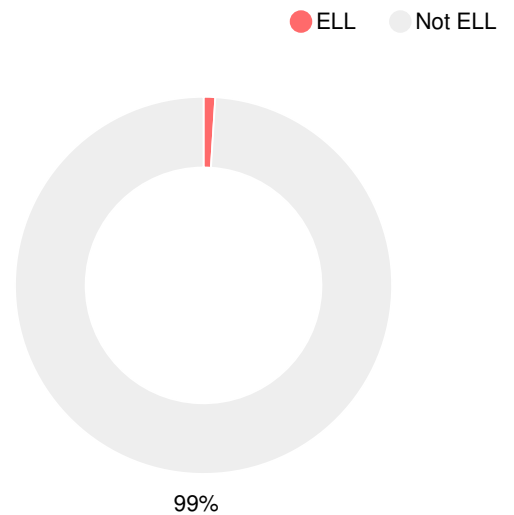
Economically Disadvantaged (ED)



Students with Disability (SWD)



English Language Learners (ELL)



Elementary

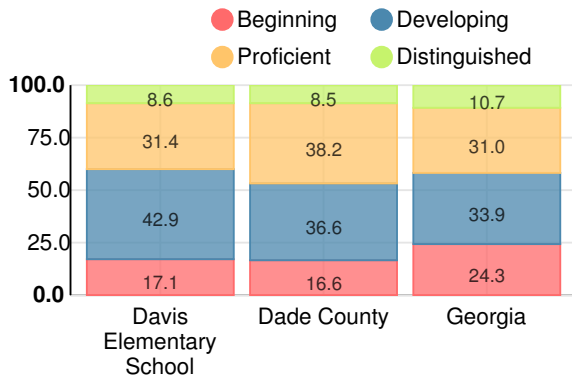
CCRPI Score

Davis Elementary School

Indicator	2018
Content Mastery	75.8
Progress	91.0
Closing Gaps	28.6
Readiness	80.8
CCRPI Score	75.0

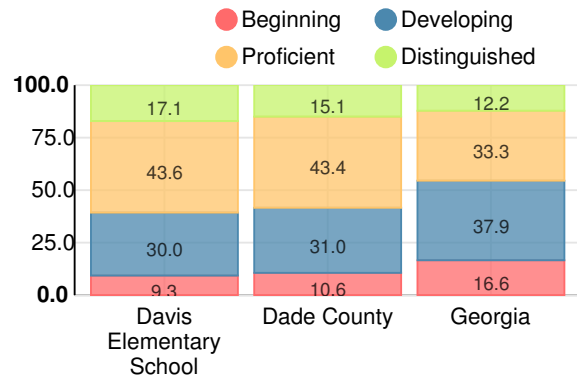
English

Percent of students scoring in each performance level on 2018 Georgia Milestones for elementary grades



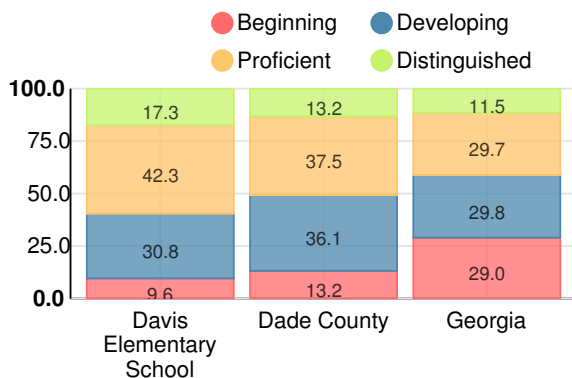
Mathematics

Percent of students scoring in each performance level on 2018 Georgia Milestones for elementary grades



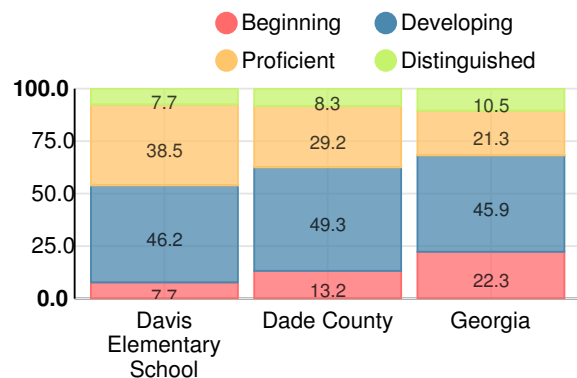
Science

Percent of students scoring in each performance level on 2018 Georgia Milestones for elementary grades



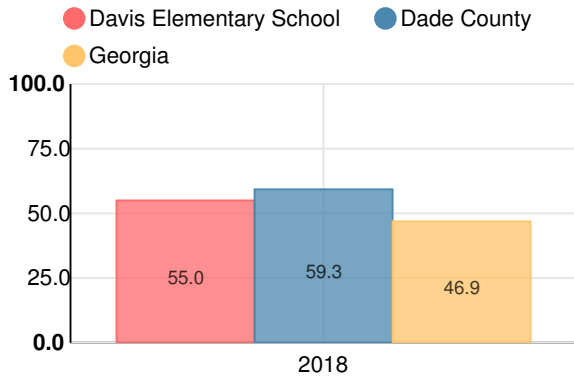
Social Studies

Percent of students scoring in each performance level on 2018 Georgia Milestones for elementary grades



Reading at or above the Grade Level Target (3rd Grade)

Percent of students in grade 3 achieving Lexile measure equal to or greater than 670



Reading at or above the Grade Level Target (5th Grade)

Percent of students in grade 5 achieving Lexile measure equal to or greater than 920

