



Tri-Cities High School

 2575 Harris St, East Point, GA 30344

 (470)254-8200

 Grades: 9-12

 Enrollment: 1558 students

Performance Snapshot

- Tri-Cities High School's **overall performance is higher than 20% of schools in the state** and is lower than its district.
- Its students' **academic growth is higher than 38% of schools in the state** and lower than its district.
- Its **four-year graduation rate is 80.9%**, which is **higher than 25% of high schools in the state** and lower than its district.
- **44.9% of graduates are college and career ready.**

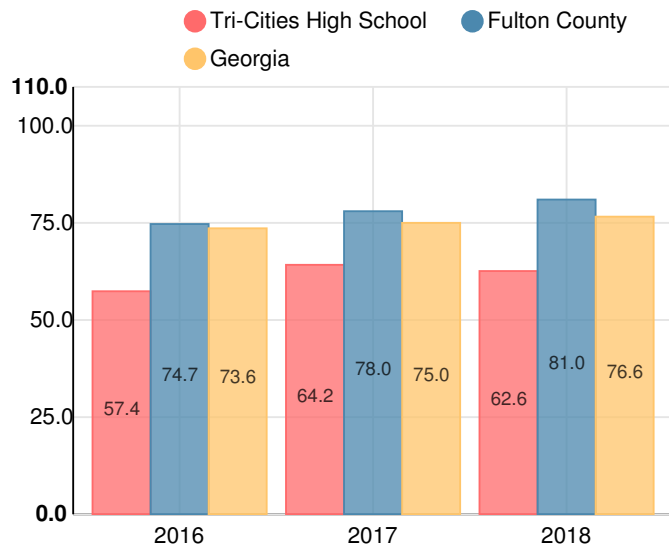
School Wide

D
62.6

Year	Tri-Cities High School
2018	D
2017	D
2016	F
2015	F
2014	F

Grade conversion	
A	90 - 100
B	80 - 89.9
C	70 - 79.9
D	60 - 69.9
F	0 - 59.9

CCRPI Single Score



Student Mobility Rate

21.0%

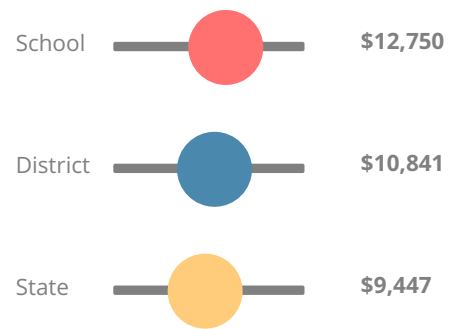
School Climate Star Rating



Financial Efficiency Star Rating

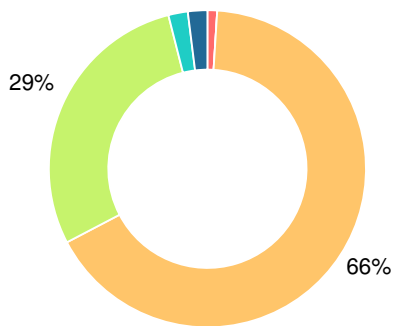


Per Pupil Expenditures



Race/Ethnicity

- Asian/Pacific Islander
- American Indian/Alaskan
- Black
- Hispanic
- Multi-racial
- White



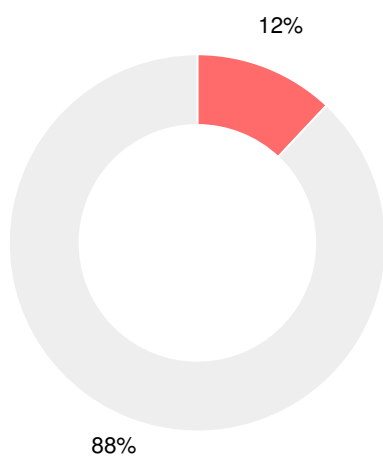
Economically Disadvantaged (ED)

- ED
- Not ED



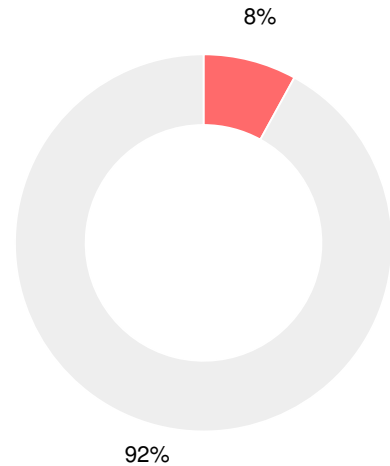
Students with Disability (SWD)

- SWD
- Not SWD



English Language Learners (ELL)

- ELL
- Not ELL



High School

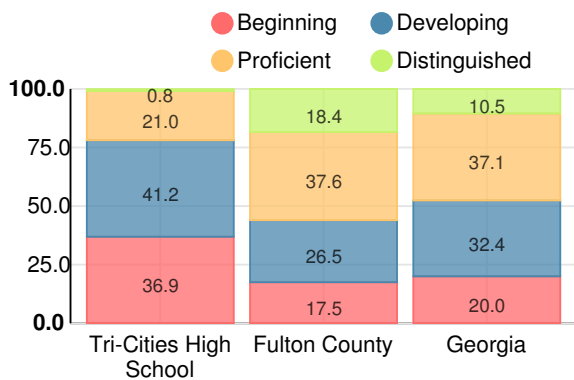
CCRPI Score

Tri-Cities High School

Indicator	2018
Content Mastery	35.1
Progress	79.1
Closing Gaps	68.8
Readiness	62.9
Graduation Rate	80.4
CCRPI Score	62.6

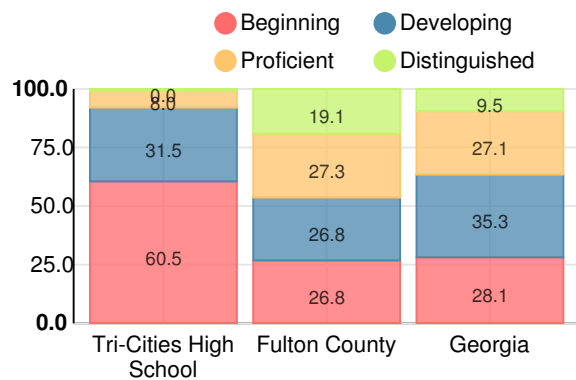
American Literature & Composition

Percent of students scoring in each performance level on 2018 Georgia Milestones



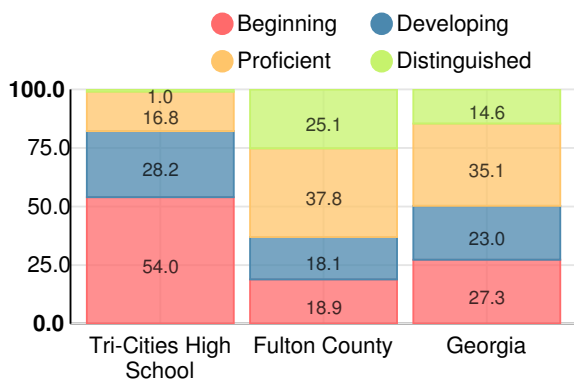
Coordinate Algebra/Algebra I

Percent of students scoring in each performance level on 2018 Georgia Milestones



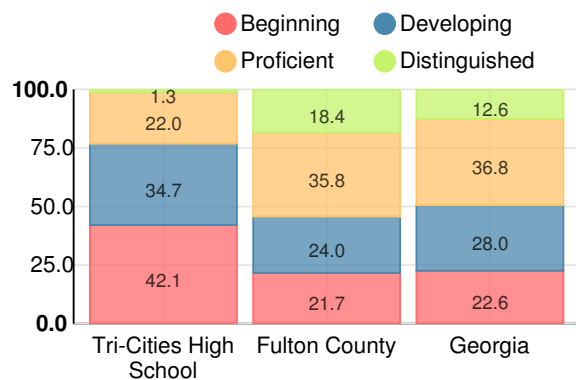
Biology

Percent of students scoring in each performance level on 2018 Georgia Milestones



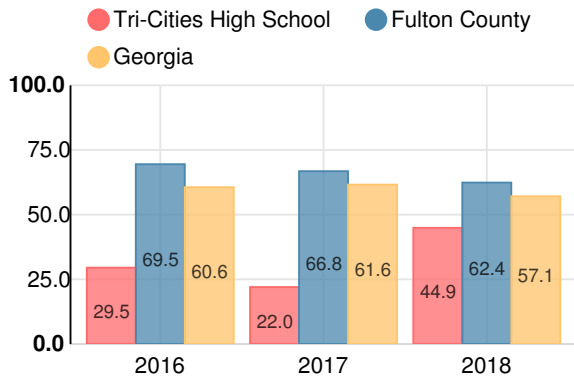
US History

Percent of students scoring in each performance level on 2018 Georgia Milestones



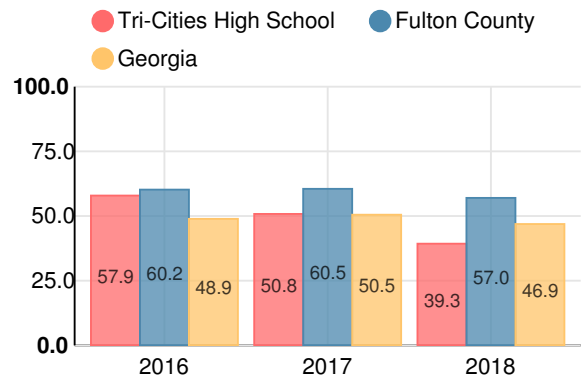
College & Career Readiness

Percent of 12th grade students who are college and career ready

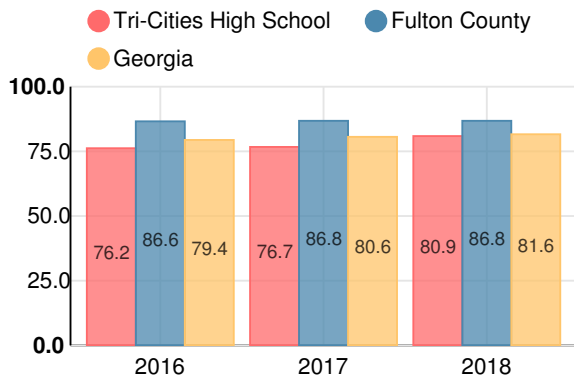


Accelerated Course Taking

Percent of high school graduates earning high school credit for accelerated enrollment



Four-Year Graduation Rate



College Enrollment Rate

