



# Addison Elementary School

 3055 Ebenezer Road, Marietta, GA 30066

 (770)578-2700

 Grades: K-5

 Enrollment: 616 students

 Greatest Gains (Silver)

Note: For information on educator qualifications and other federal reporting requirements, [click here](#). Discipline data are available in the [K-12 Student Discipline Dashboard](#).

### Performance Snapshot

- Addison Elementary School's **overall performance is higher than 82% of schools in the state** and is higher than its district.
- Its students' **academic growth is higher than 85% of schools in the state** and higher than its district.
- 63.2% of its 3rd grade students are reading at or above the grade level target.**

## School Wide

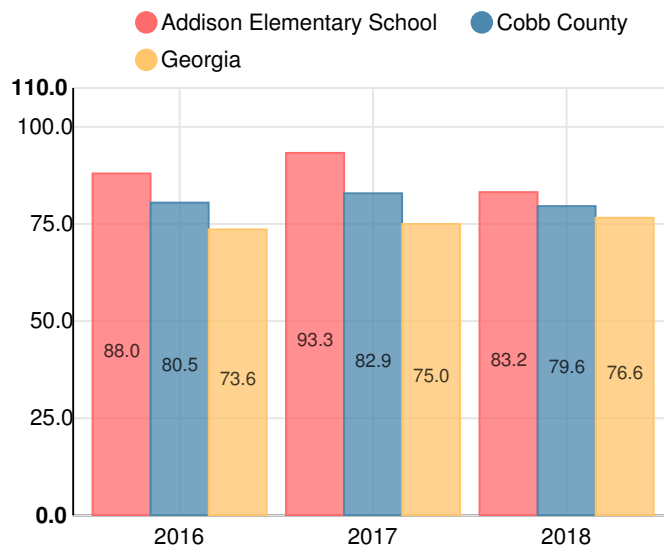
# B

## 83.2

Year	Addison Elementary School
2018	B
2017	A
2016	B
2015	B
2014	B

Grade conversion	
A	90 - 100
B	80 - 89.9
C	70 - 79.9
D	60 - 69.9
F	0 - 59.9

### CCRPI Single Score



Student Mobility Rate

12.3%

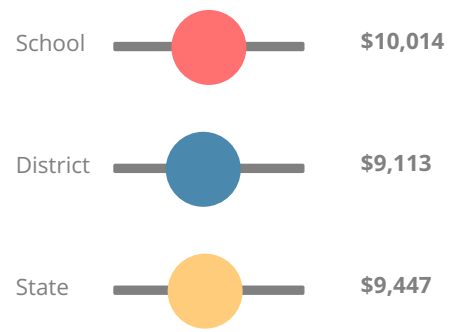
School Climate Star Rating



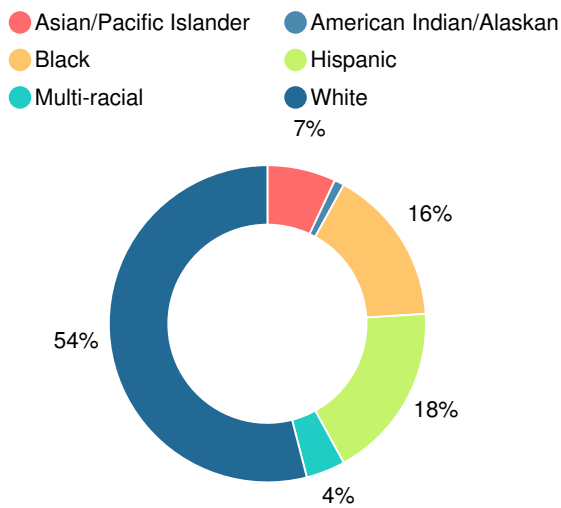
Financial Efficiency Star Rating



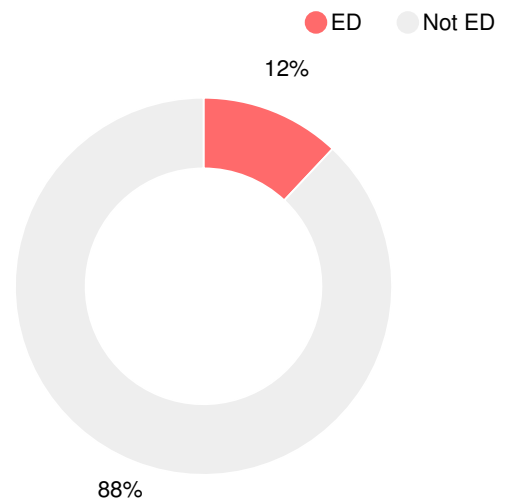
Per Pupil Expenditures



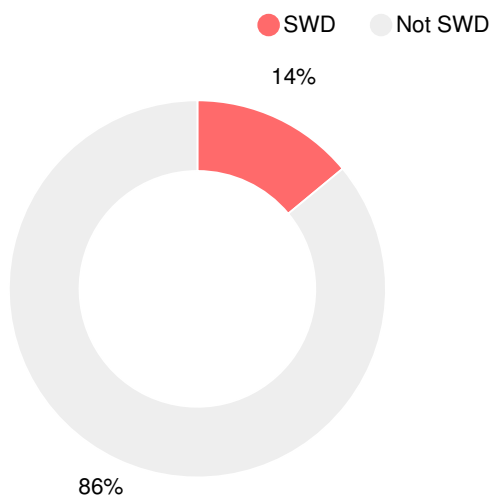
Race/Ethnicity



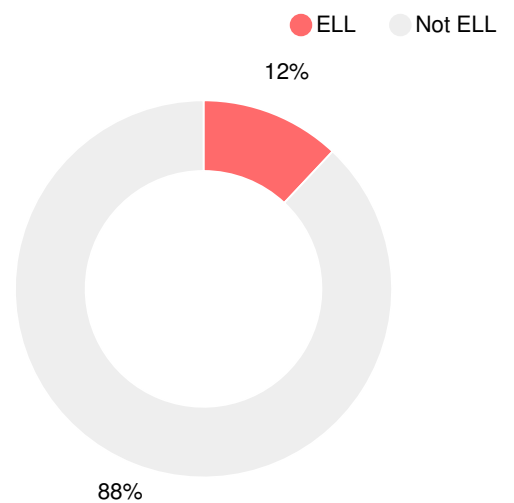
Economically Disadvantaged (ED)



Students with Disability (SWD)



English Language Learners (ELL)



# Elementary

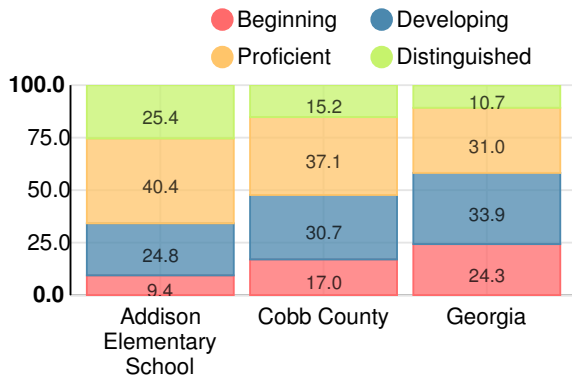
## CCRPI Score

### Addison Elementary School

Indicator	2018
Content Mastery	84.6
Progress	93.5
Closing Gaps	50.0
Readiness	88.1
<b>CCRPI Score</b>	<b>83.2</b>

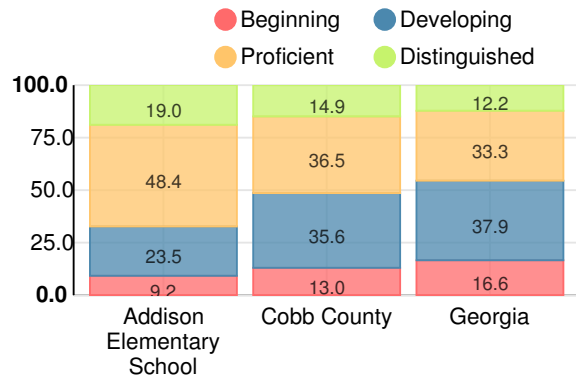
### English

Percent of students scoring in each performance level on 2018 Georgia Milestones for elementary grades



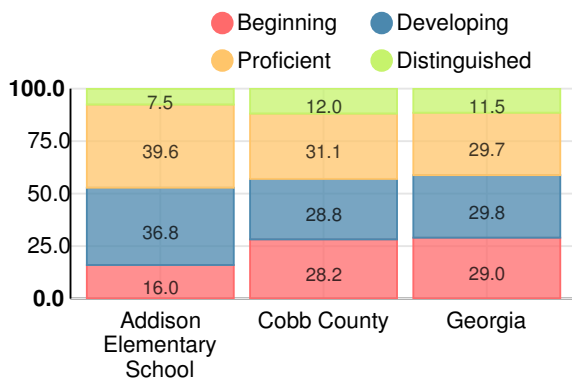
### Mathematics

Percent of students scoring in each performance level on 2018 Georgia Milestones for elementary grades



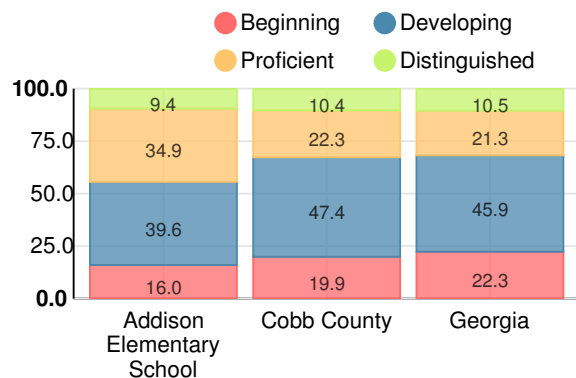
### Science

Percent of students scoring in each performance level on 2018 Georgia Milestones for elementary grades



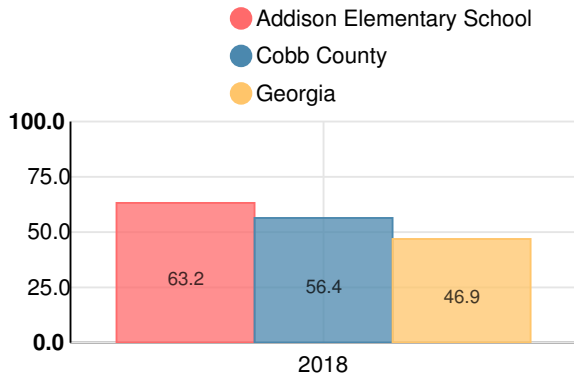
### Social Studies

Percent of students scoring in each performance level on 2018 Georgia Milestones for elementary grades



**Reading at or above the Grade Level Target (3rd Grade)**

Percent of students in grade 3 achieving Lexile measure equal to or greater than 670



**Reading at or above the Grade Level Target (5th Grade)**

Percent of students in grade 5 achieving Lexile measure equal to or greater than 920

