




Cambridge High School

 2845 Bethany Bend, Milton, GA 30004

 (470)254-2883

 Grades: 9-12

 Enrollment: 1984 students

 Greatest Gains (Gold)

Note: For information on educator qualifications and other federal reporting requirements, [click here](#). Discipline data are available in the [K-12 Student Discipline Dashboard](#).

Performance Snapshot

- Cambridge High School's **overall performance is higher than 97% of schools in the state** and is higher than its district.
- Its students' **academic growth is higher than 92% of schools in the state** and higher than its district.
- **Its four-year graduation rate is 97.3%**, which is higher than **95% of high schools in the state** and higher than its district.
- **83.6% of graduates are college and career ready**.

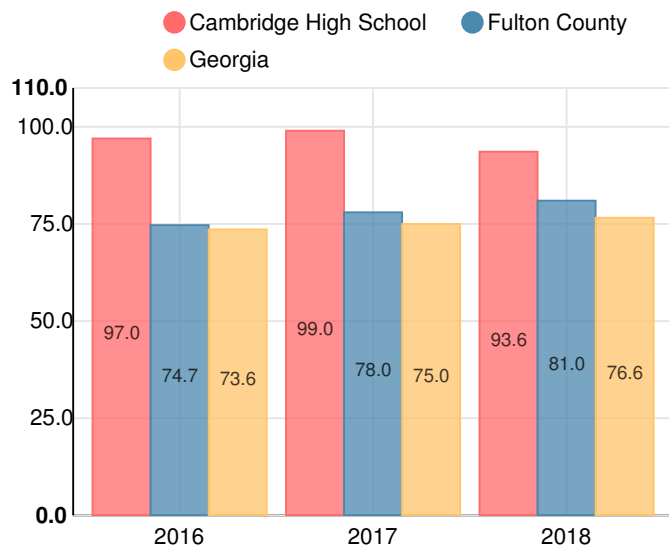
School Wide

A
93.6

Year	Cambridge High School
2018	A
2017	A
2016	A
2015	C
2014	B

Grade conversion	
A	90 - 100
B	80 - 89.9
C	70 - 79.9
D	60 - 69.9
F	0 - 59.9

CCRPI Single Score



Student Mobility Rate

4.9%

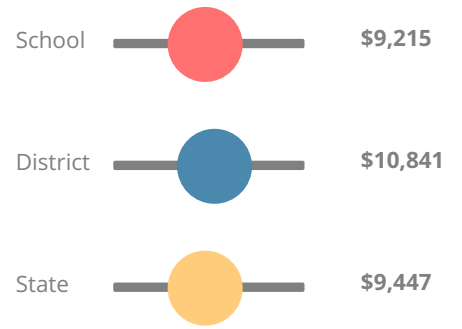
School Climate Star Rating



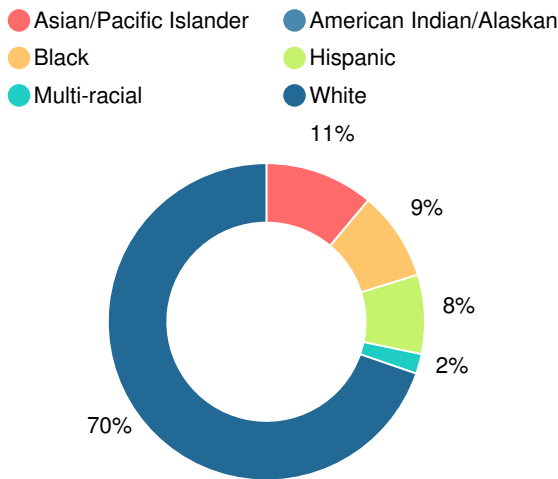
Financial Efficiency Star Rating



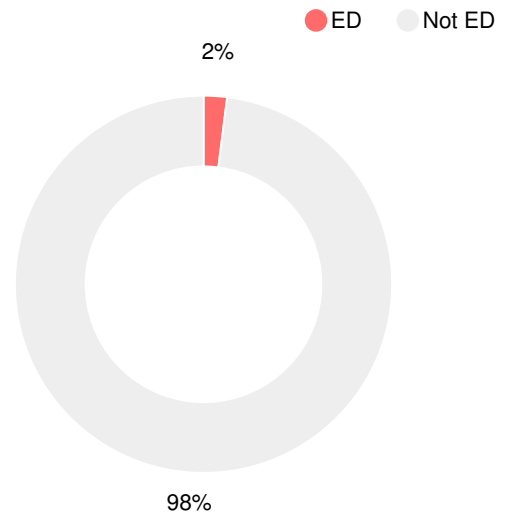
Per Pupil Expenditures



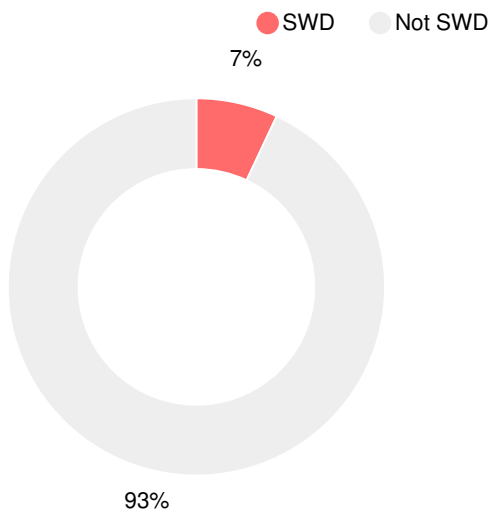
Race/Ethnicity



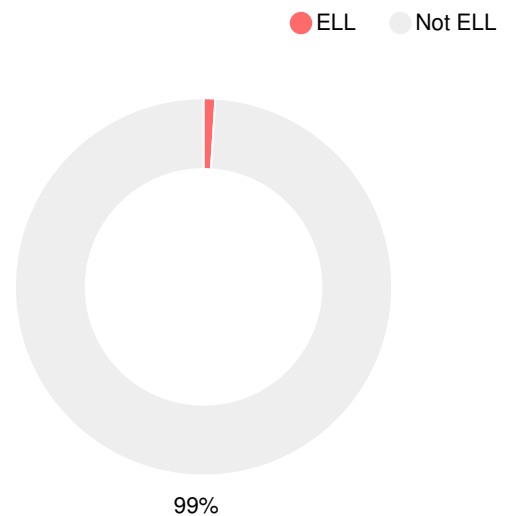
Economically Disadvantaged (ED)



Students with Disability (SWD)



English Language Learners (ELL)



High School

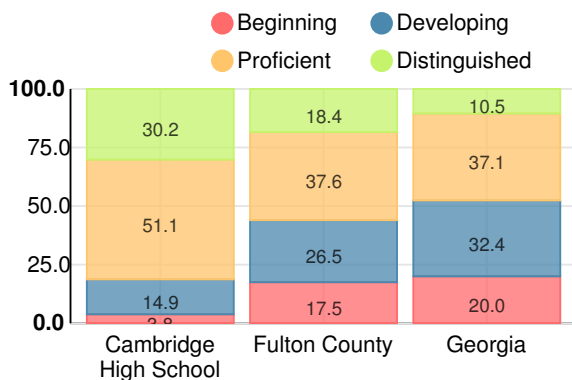
CCRPI Score

Cambridge High School

Indicator	2018
Content Mastery	98.0
Progress	95.1
Closing Gaps	73.4
Readiness	90.8
Graduation Rate	97.8
CCRPI Score	93.6

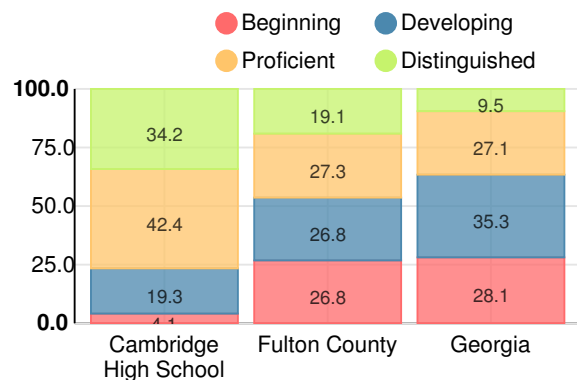
American Literature & Composition

Percent of students scoring in each performance level on 2018 Georgia Milestones



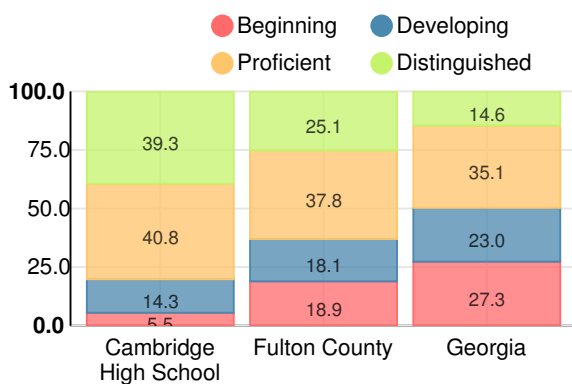
Coordinate Algebra/Algebra I

Percent of students scoring in each performance level on 2018 Georgia Milestones



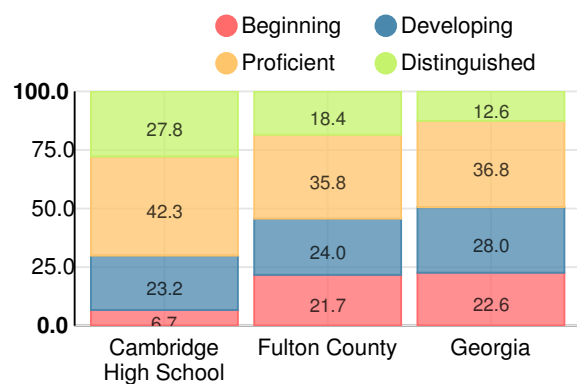
Biology

Percent of students scoring in each performance level on 2018 Georgia Milestones



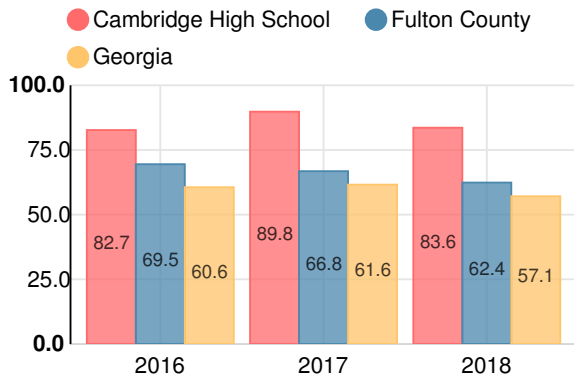
US History

Percent of students scoring in each performance level on 2018 Georgia Milestones



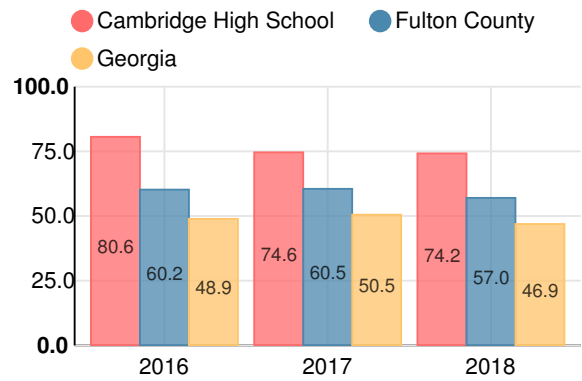
College & Career Readiness

Percent of 12th grade students who are college and career ready

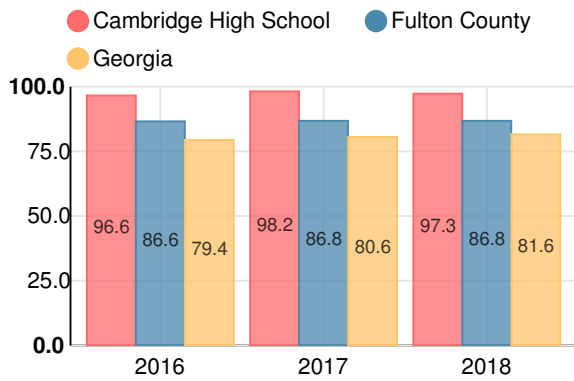


Accelerated Course Taking

Percent of high school graduates earning high school credit for accelerated enrollment



Four-Year Graduation Rate



College Enrollment Rate

