



# Fort Daniel Elementary School

 1725 Auburn Road, Dacula, GA 30019

 (770)932-7400

 Grades: K-5

 Enrollment: 658 students

 Greatest Gains (Gold)

Note: For information on educator qualifications and other federal reporting requirements, [click here](#). Discipline data are available in the [K-12 Student Discipline Dashboard](#).

## Performance Snapshot

- Fort Daniel Elementary School's **overall performance is higher than 95% of schools in the state** and is higher than its district.
- Its students' **academic growth is higher than 95% of schools in the state** and higher than its district.
- **64.0% of its 3rd grade students are reading at or above the grade level target.**
- Fort Daniel Elementary School is **Beating the Odds**, meaning that it performs better than similar schools.

## School Wide

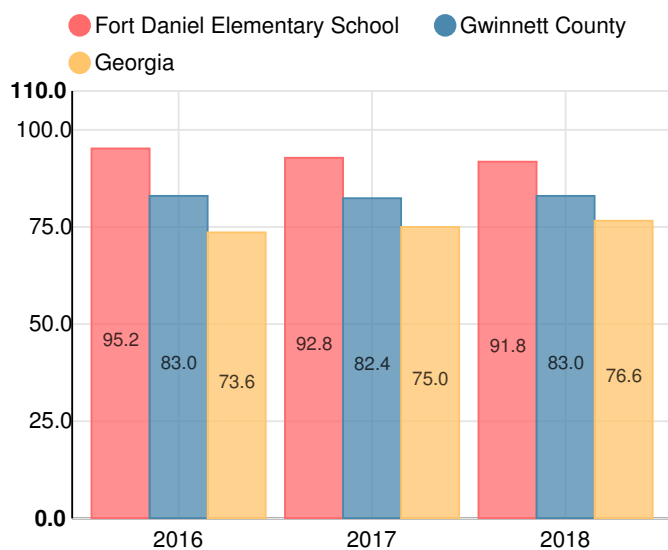
# A

## 91.8

Year	Fort Daniel Elementary School
2018	A
2017	A
2016	A
2015	B
2014	A

Grade conversion	
A	90 - 100
B	80 - 89.9
C	70 - 79.9
D	60 - 69.9
F	0 - 59.9

## CCRPI Single Score



Student Mobility Rate

9.4%

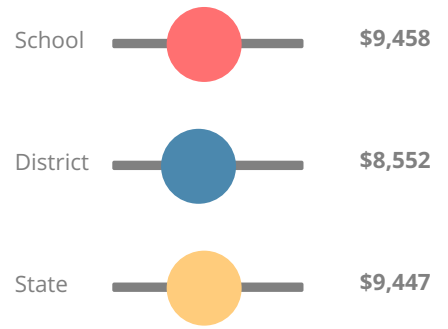
School Climate Star Rating



Financial Efficiency Star Rating

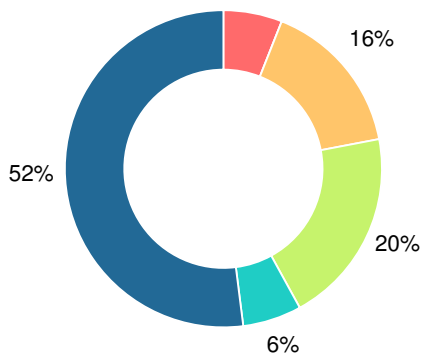


Per Pupil Expenditures

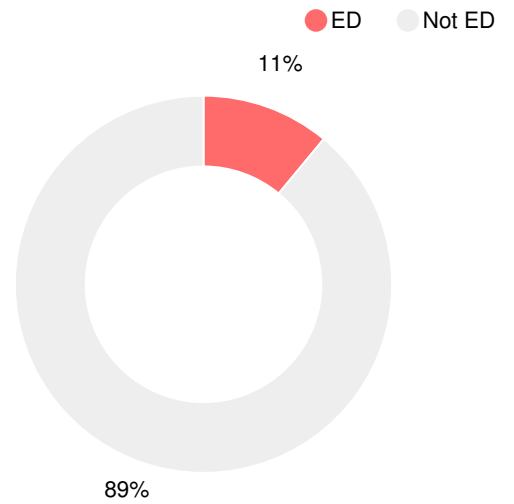


Race/Ethnicity

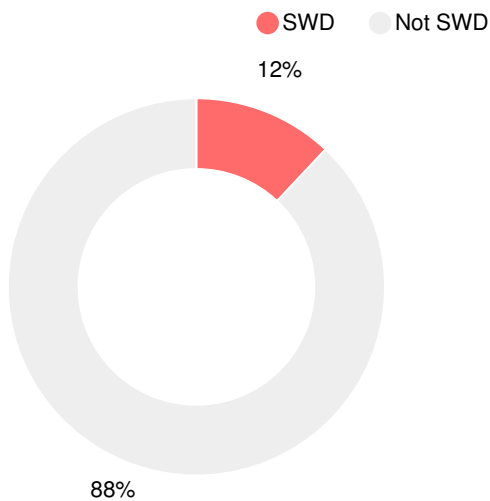
- Asian/Pacific Islander
- American Indian/Alaskan
- Black
- Hispanic
- Multi-racial
- White



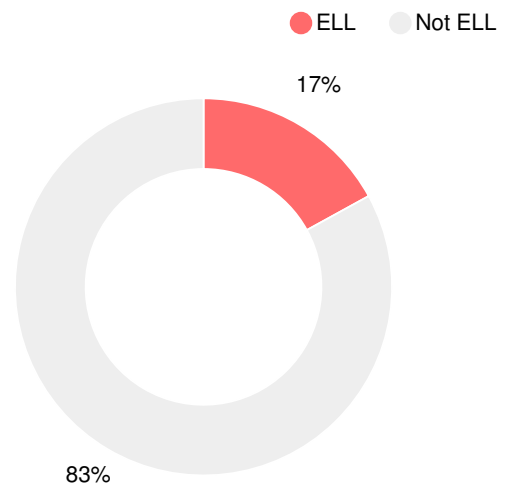
Economically Disadvantaged (ED)



Students with Disability (SWD)



English Language Learners (ELL)



# Elementary

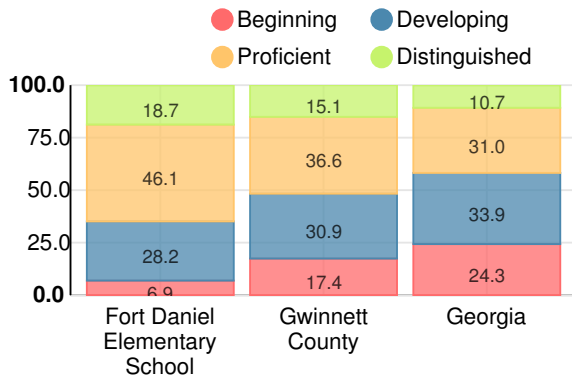
## CCRPI Score

### Fort Daniel Elementary School

Indicator	2018
Content Mastery	90.2
Progress	97.7
Closing Gaps	85.0
Readiness	88.9
<b>CCRPI Score</b>	<b>91.8</b>

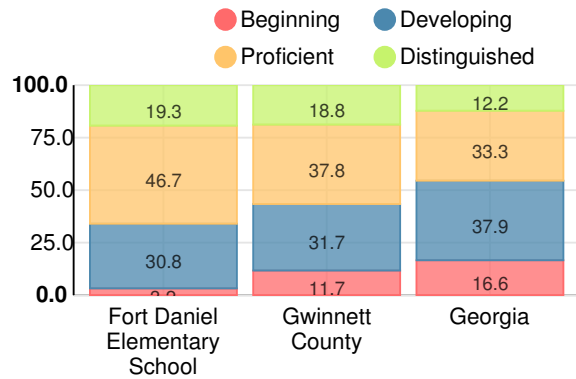
### English

Percent of students scoring in each performance level on 2018 Georgia Milestones for elementary grades



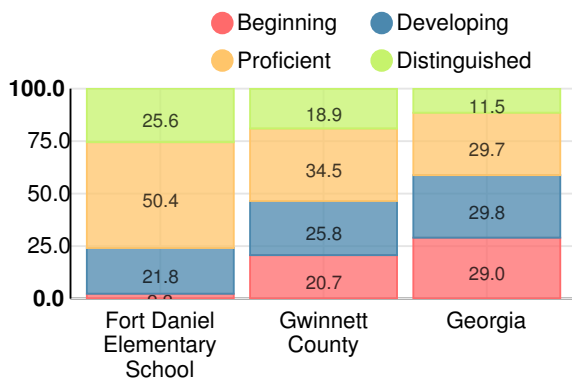
### Mathematics

Percent of students scoring in each performance level on 2018 Georgia Milestones for elementary grades



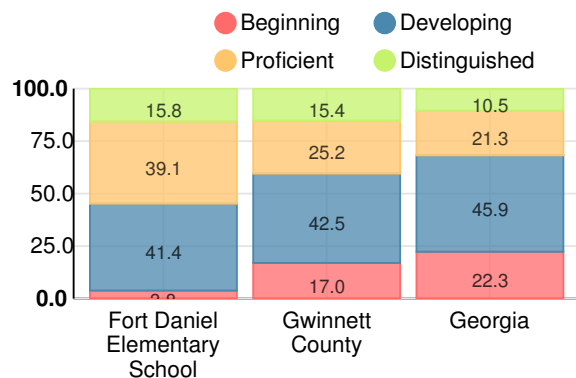
### Science

Percent of students scoring in each performance level on 2018 Georgia Milestones for elementary grades



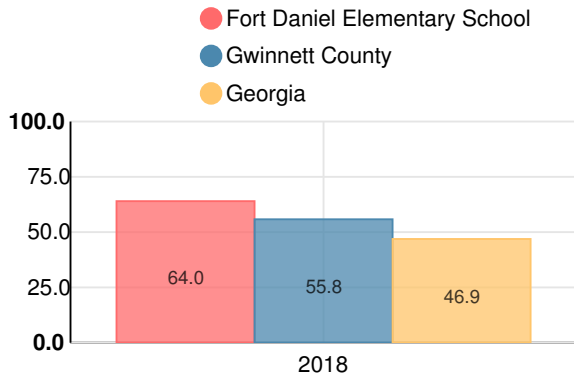
### Social Studies

Percent of students scoring in each performance level on 2018 Georgia Milestones for elementary grades



**Reading at or above the Grade Level Target (3rd Grade)**

Percent of students in grade 3 achieving Lexile measure equal to or greater than 670



**Reading at or above the Grade Level Target (5th Grade)**

Percent of students in grade 5 achieving Lexile measure equal to or greater than 920

