


# Simpson Elementary School

 4525 East Jones Bridge Road, Peachtree Corners, GA 30092

 (770)417-2400

 Grades: K-5

 Enrollment: 871 students

 Greatest Gains (Platinum)/Highest Performing (Platinum)

Note: For information on educator qualifications and other federal reporting requirements, [click here](#). Discipline data are available in the [K-12 Student Discipline Dashboard](#).

## Performance Snapshot

- Simpson Elementary School's **overall performance is higher than 99% of schools in the state** and is higher than its district.
- Its students' **academic growth is higher than 94% of schools in the state** and higher than its district.
- 91.5% of its 3rd grade students are reading at or above the grade level target.**
- Simpson Elementary School is **Beating the Odds**, meaning that it performs better than similar schools.

## School Wide

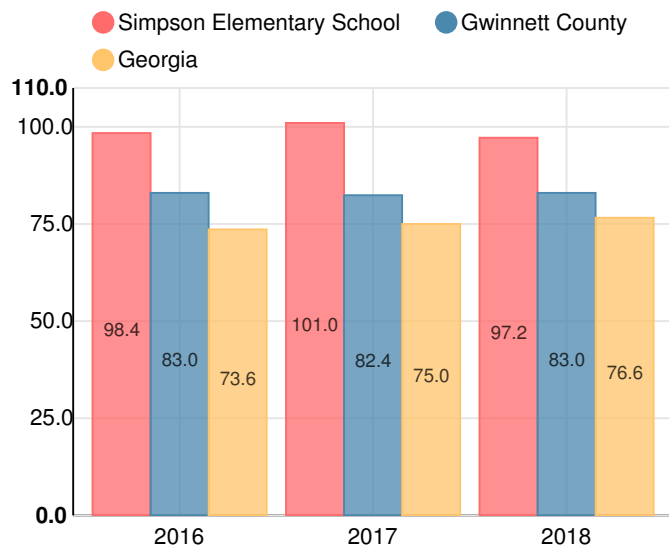
# A

## 97.2

Year	Simpson Elementary School
2018	A
2017	A
2016	A
2015	A
2014	A

Grade conversion	
A	90 - 100
B	80 - 89.9
C	70 - 79.9
D	60 - 69.9
F	0 - 59.9

## CCRPI Single Score



Student Mobility Rate

5.1%

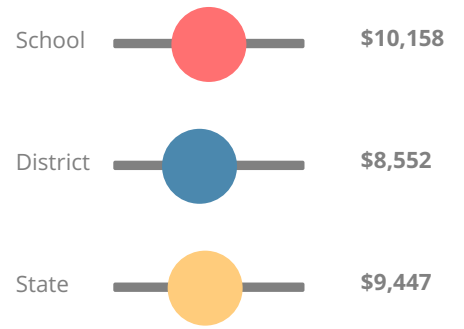
School Climate Star Rating



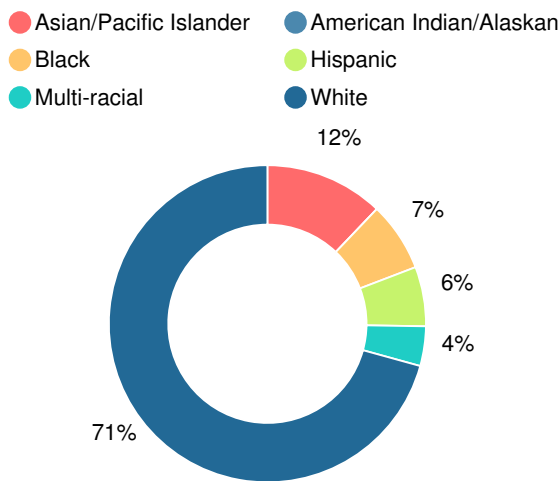
Financial Efficiency Star Rating



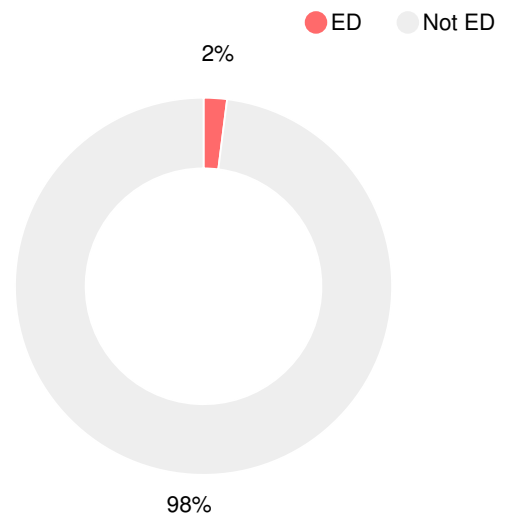
Per Pupil Expenditures



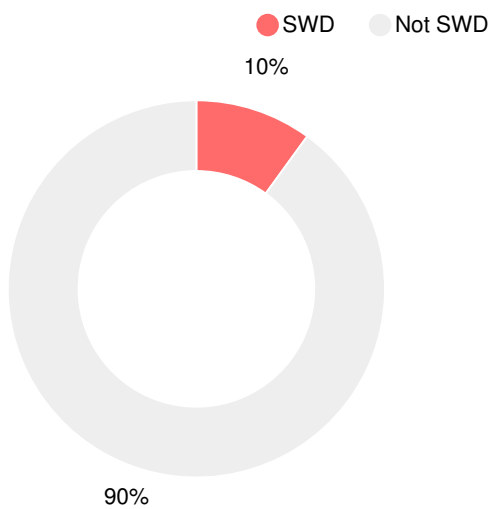
Race/Ethnicity



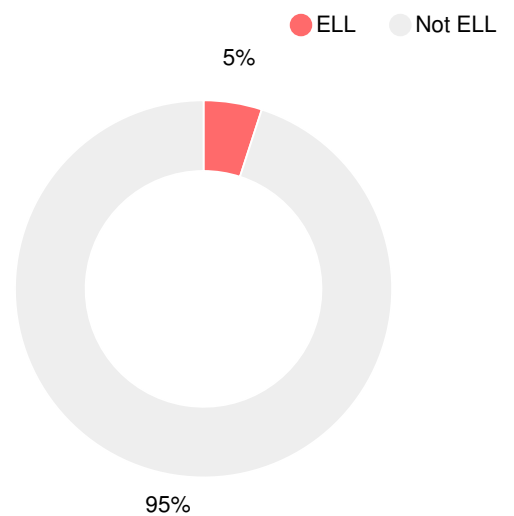
Economically Disadvantaged (ED)



Students with Disability (SWD)



English Language Learners (ELL)



# Elementary

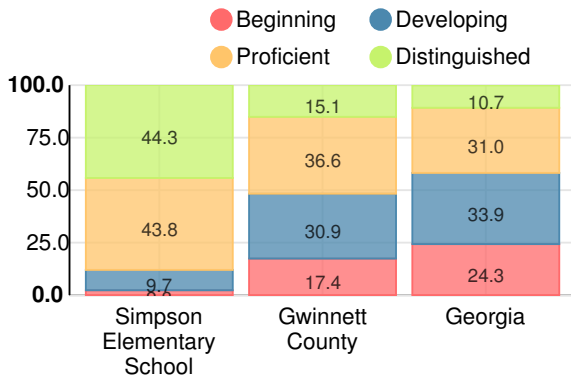
## CCRPI Score

### Simpson Elementary School

Indicator	2018
Content Mastery	100.0
Progress	97.0
Closing Gaps	93.2
Readiness	96.4
<b>CCRPI Score</b>	<b>97.2</b>

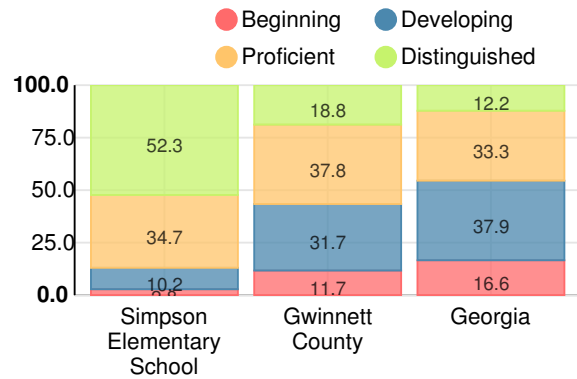
### English

Percent of students scoring in each performance level on 2018 Georgia Milestones for elementary grades



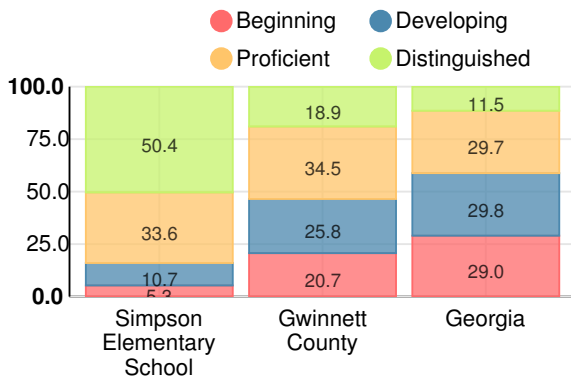
### Mathematics

Percent of students scoring in each performance level on 2018 Georgia Milestones for elementary grades



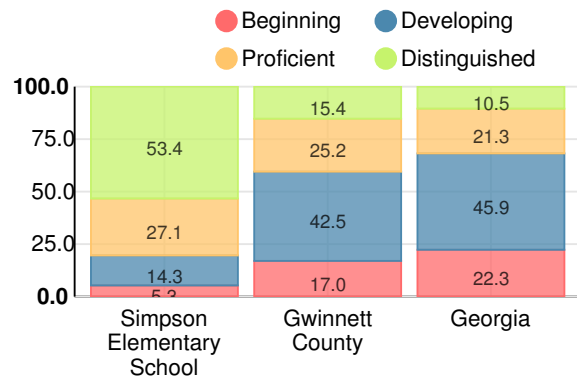
### Science

Percent of students scoring in each performance level on 2018 Georgia Milestones for elementary grades



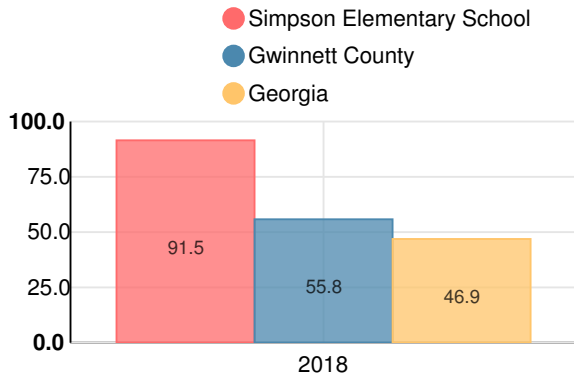
### Social Studies

Percent of students scoring in each performance level on 2018 Georgia Milestones for elementary grades



### Reading at or above the Grade Level Target (3rd Grade)

Percent of students in grade 3 achieving Lexile measure equal to or greater than 670



### Reading at or above the Grade Level Target (5th Grade)

Percent of students in grade 5 achieving Lexile measure equal to or greater than 920

