



# Jefferson Academy

 99 Dragon Drive, Jefferson, GA 30549

 (706)367-2300

 Grades: 3-5

 Enrollment: 850 students

 Greatest Gains (Bronze)

Note: For information on educator qualifications and other federal reporting requirements, [click here](#). Discipline data are available in the [K-12 Student Discipline Dashboard](#).

### Performance Snapshot

- Jefferson Academy's **overall performance is higher than 96% of schools in the state** and is similar to its district.
- Its students' **academic growth is higher than 93% of schools in the state** and similar to its district.
- **60.7% of its 3rd grade students are reading at or above the grade level target.**
- Jefferson Academy is **Beating the Odds**, meaning that it performs better than similar schools.

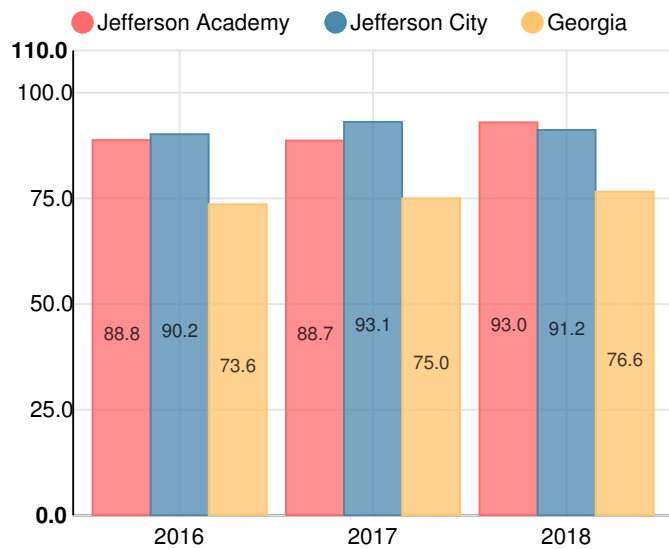
## School Wide

**A**  
**93**

Year	Jefferson Academy
2018	A
2017	B
2016	B
2015	B
2014	A

Grade conversion	
A	90 - 100
B	80 - 89.9
C	70 - 79.9
D	60 - 69.9
F	0 - 59.9

### CCRPI Single Score



Student Mobility Rate

7.1%

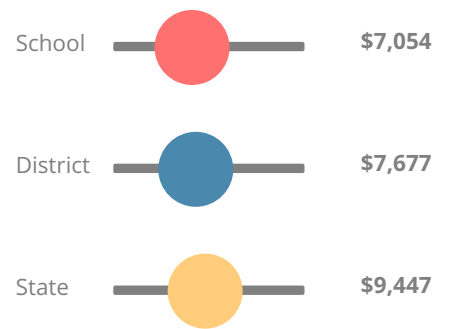
School Climate Star Rating



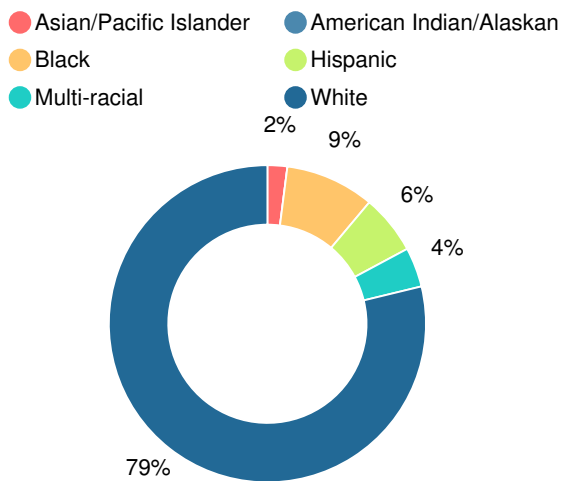
Financial Efficiency Star Rating



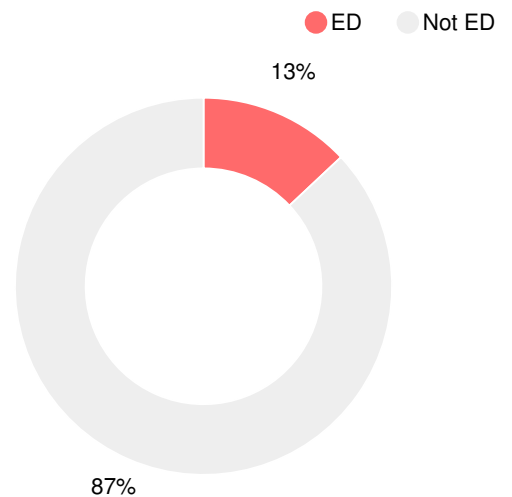
Per Pupil Expenditures



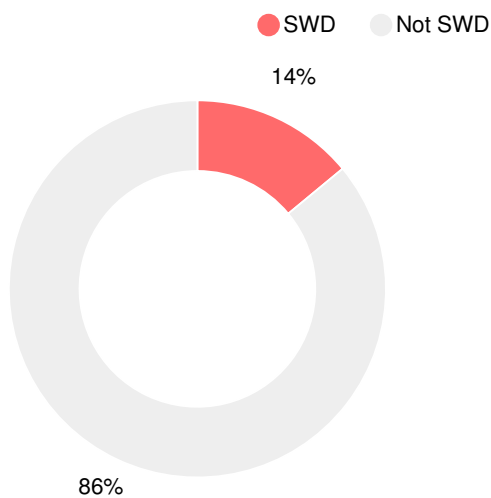
Race/Ethnicity



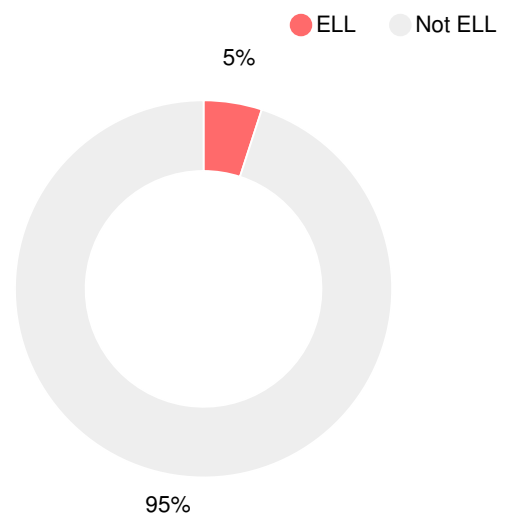
Economically Disadvantaged (ED)



Students with Disability (SWD)



English Language Learners (ELL)



# Elementary

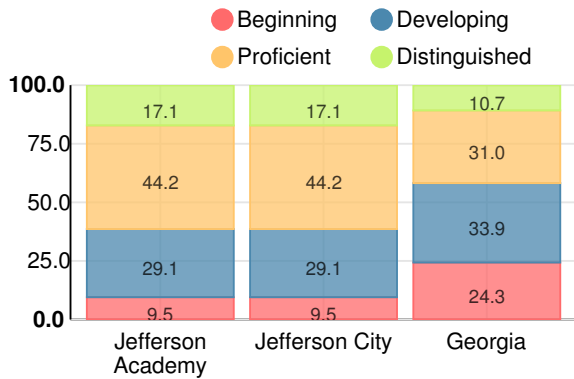
## CCRPI Score

### Jefferson Academy

Indicator	2018
Content Mastery	88.4
Progress	96.8
Closing Gaps	100.0
Readiness	88.0
<b>CCRPI Score</b>	<b>93.0</b>

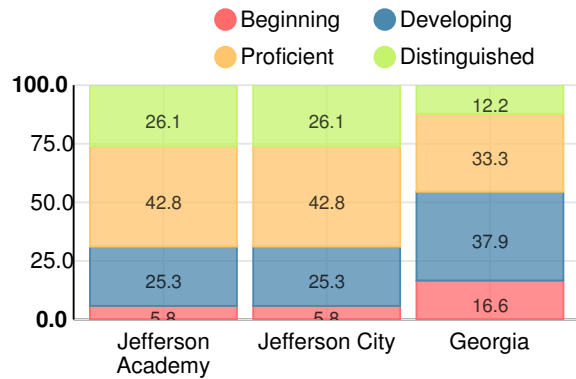
### English

Percent of students scoring in each performance level on 2018 Georgia Milestones for elementary grades



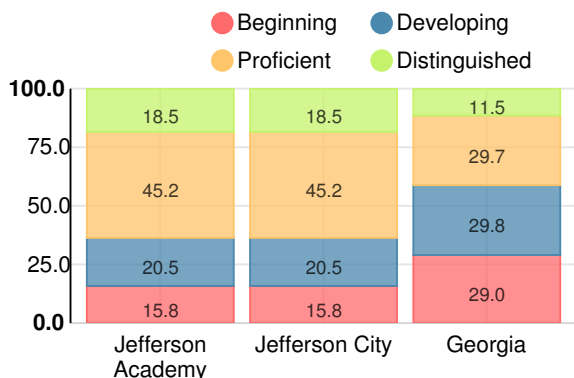
### Mathematics

Percent of students scoring in each performance level on 2018 Georgia Milestones for elementary grades



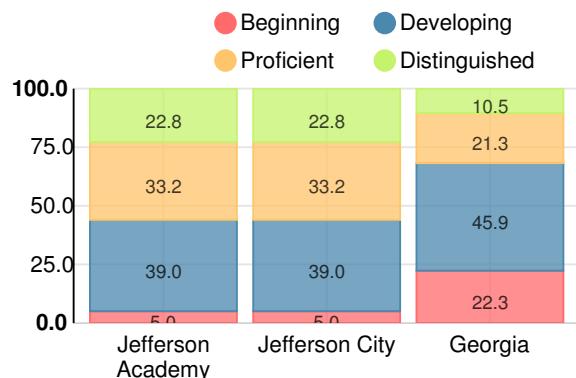
### Science

Percent of students scoring in each performance level on 2018 Georgia Milestones for elementary grades



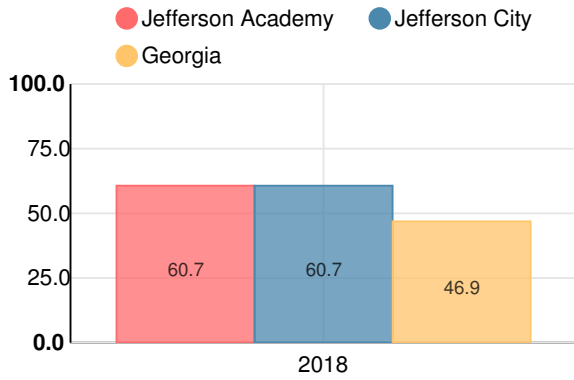
### Social Studies

Percent of students scoring in each performance level on 2018 Georgia Milestones for elementary grades



**Reading at or above the Grade Level Target (3rd Grade)**

Percent of students in grade 3 achieving Lexile measure equal to or greater than 670



**Reading at or above the Grade Level Target (5th Grade)**

Percent of students in grade 5 achieving Lexile measure equal to or greater than 920

