

# Blue Ridge Elementary School

 224 East Highland Street, Blue Ridge, GA 30513

 (706)632-5772

 Grades: K-5

 Enrollment: 436 students

 Greatest Gains (Bronze)

Note: For information on educator qualifications and other federal reporting requirements, [click here](#). Discipline data are available in the [K-12 Student Discipline Dashboard](#).

## Performance Snapshot

- Blue Ridge Elementary School's **overall performance is higher than 85% of schools in the state** and is higher than its district.
- Its students' **academic growth is higher than 88% of schools in the state** and higher than its district.
- 64.2% of its 3rd grade students are reading at or above the grade level target.**
- Blue Ridge Elementary School is **Beating the Odds**, meaning that it performs better than similar schools.

## School Wide

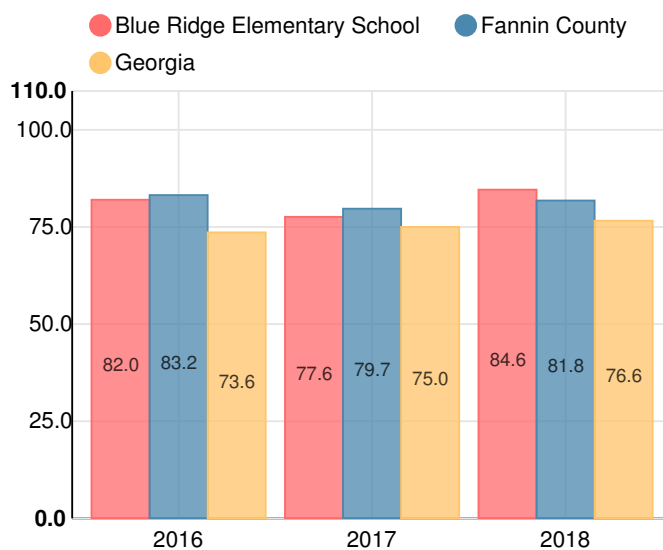
# B

## 84.6

Year	Blue Ridge Elementary School
2018	B
2017	C
2016	B
2015	C
2014	B

Grade conversion	
A	90 - 100
B	80 - 89.9
C	70 - 79.9
D	60 - 69.9
F	0 - 59.9

## CCRPI Single Score



Student Mobility Rate

15.8%

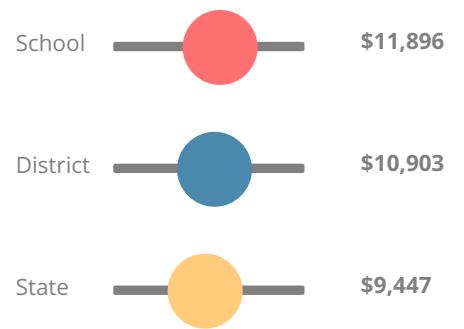
School Climate Star Rating



Financial Efficiency Star Rating

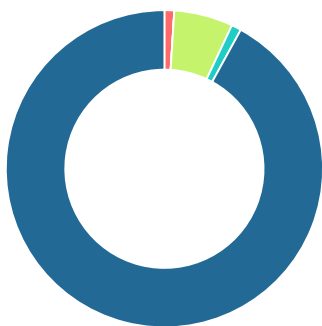


Per Pupil Expenditures



Race/Ethnicity

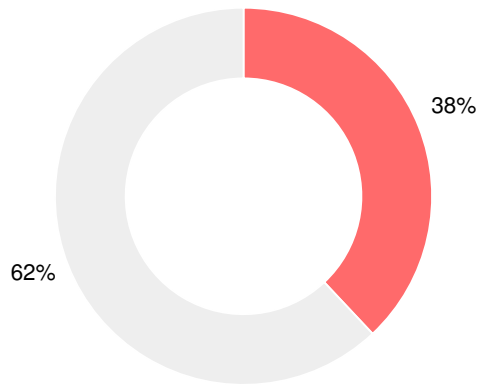
- Asian/Pacific Islander
- American Indian/Alaskan
- Black
- Hispanic
- Multi-racial
- White



92%

Economically Disadvantaged (ED)

- ED
- Not ED



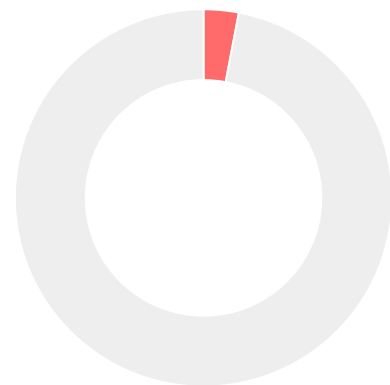
Students with Disability (SWD)

- SWD
- Not SWD



English Language Learners (ELL)

- ELL
- Not ELL



# Elementary

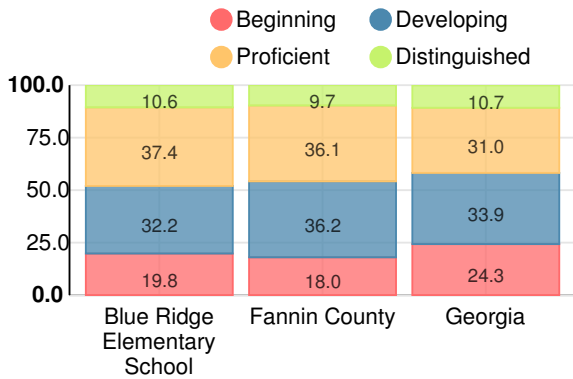
## CCRPI Score

### Blue Ridge Elementary School

Indicator	2018
Content Mastery	68.8
Progress	94.3
Closing Gaps	100.0
Readiness	79.9
<b>CCRPI Score</b>	<b>84.6</b>

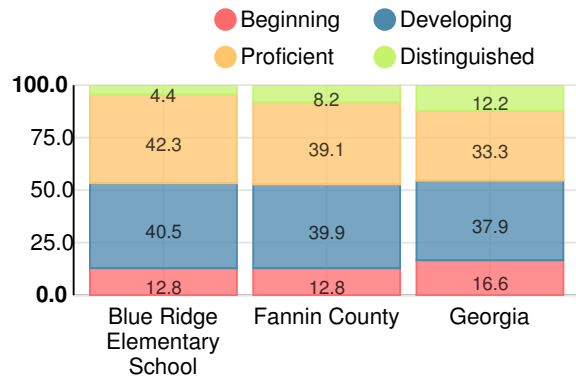
### English

Percent of students scoring in each performance level on 2018 Georgia Milestones for elementary grades



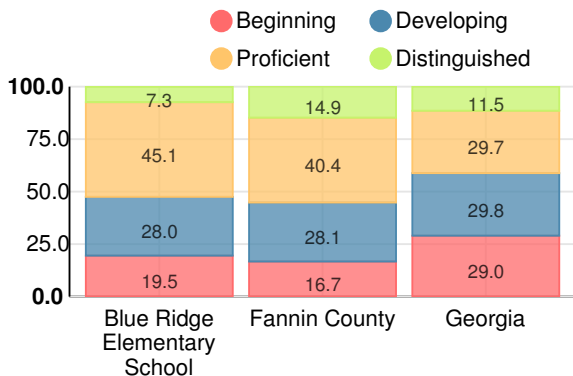
### Mathematics

Percent of students scoring in each performance level on 2018 Georgia Milestones for elementary grades



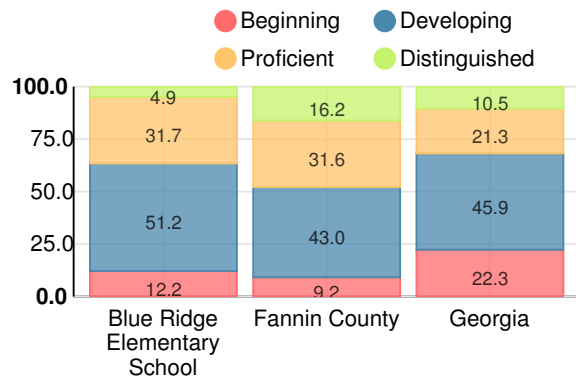
### Science

Percent of students scoring in each performance level on 2018 Georgia Milestones for elementary grades



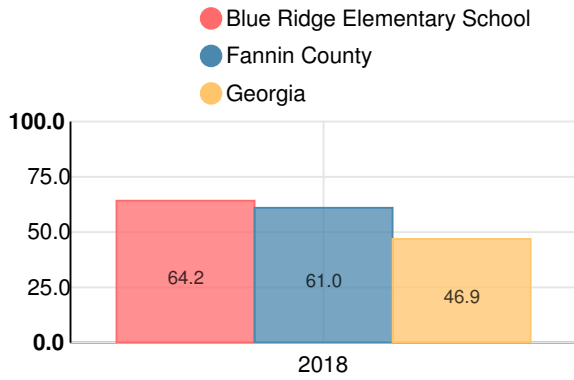
### Social Studies

Percent of students scoring in each performance level on 2018 Georgia Milestones for elementary grades



**Reading at or above the Grade Level Target (3rd Grade)**

Percent of students in grade 3 achieving Lexile measure equal to or greater than 670



**Reading at or above the Grade Level Target (5th Grade)**

Percent of students in grade 5 achieving Lexile measure equal to or greater than 920

