



White Oak Elementary School

 6442 Suwanee Dam Road, Sugar Hill, GA 30518

 (678)546-5550

 Grades: K-5

 Enrollment: 766 students

 Greatest Gains (Gold)

Note: For information on educator qualifications and other federal reporting requirements, [click here](#). Discipline data are available in the [K-12 Student Discipline Dashboard](#).

Performance Snapshot

- White Oak Elementary School's **overall performance is higher than 97% of schools in the state** and is higher than its district.
- Its students' **academic growth is higher than 95% of schools in the state** and higher than its district.
- **62.9% of its 3rd grade students are reading at or above the grade level target.**
- White Oak Elementary School is **Beating the Odds**, meaning that it performs better than similar schools.

School Wide

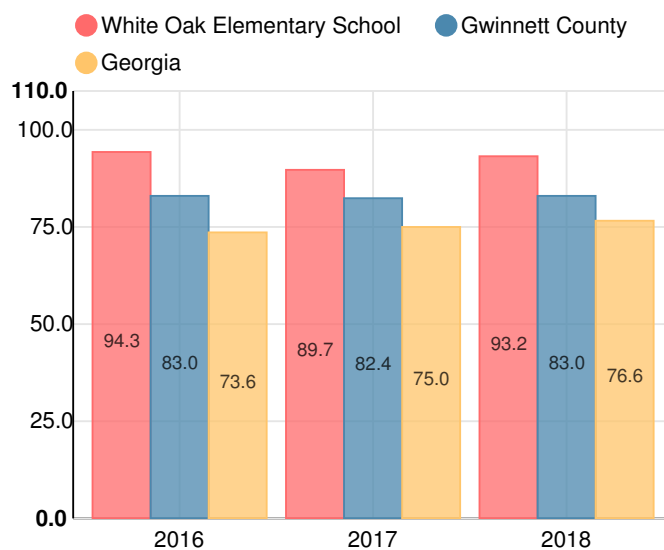
A

93.2

Year	White Oak Elementary School
2018	A
2017	B
2016	A
2015	C
2014	B

Grade conversion	
A	90 - 100
B	80 - 89.9
C	70 - 79.9
D	60 - 69.9
F	0 - 59.9

CCRPI Single Score



Student Mobility Rate

13.1%

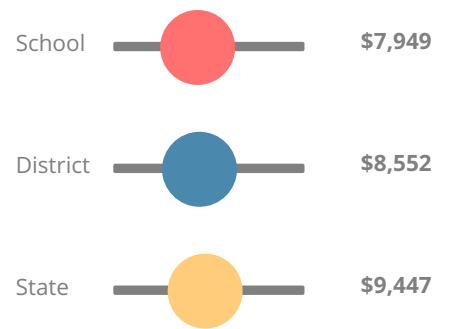
School Climate Star Rating



Financial Efficiency Star Rating

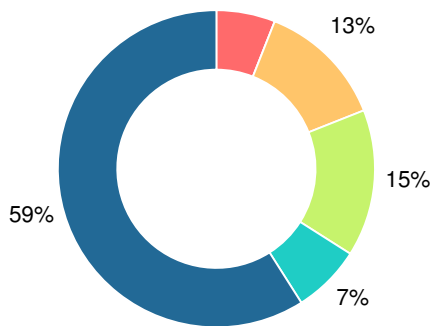


Per Pupil Expenditures

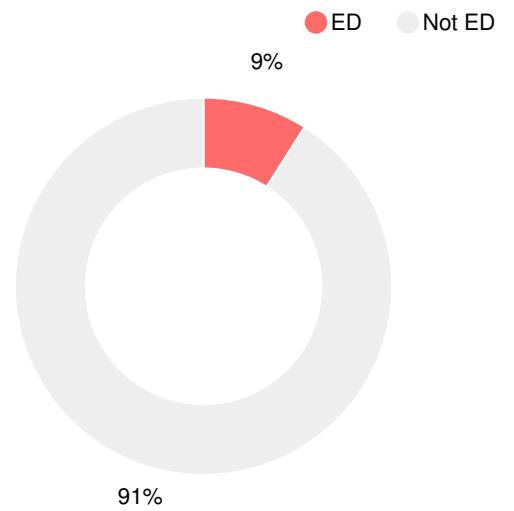


Race/Ethnicity

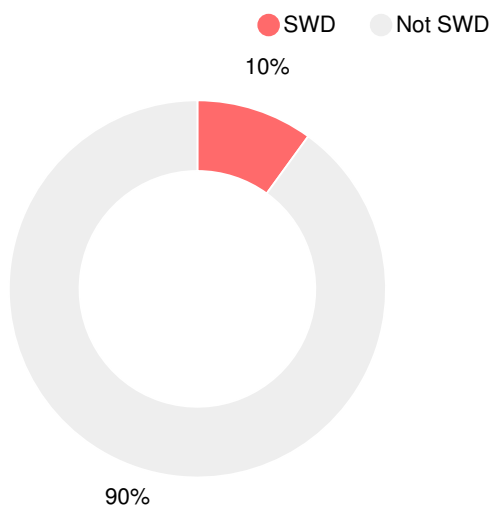
- Asian/Pacific Islander
- American Indian/Alaskan
- Black
- Hispanic
- Multi-racial
- White



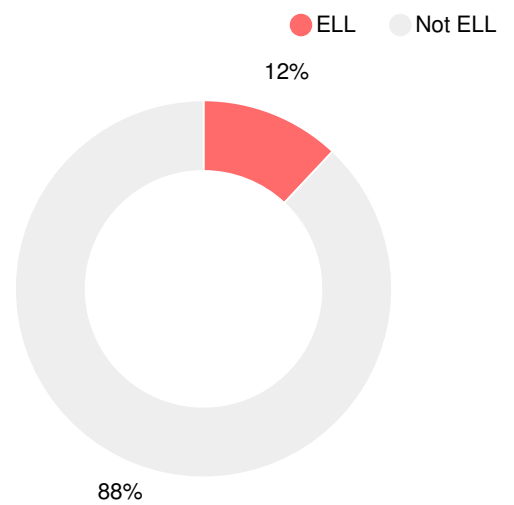
Economically Disadvantaged (ED)



Students with Disability (SWD)



English Language Learners (ELL)



Elementary

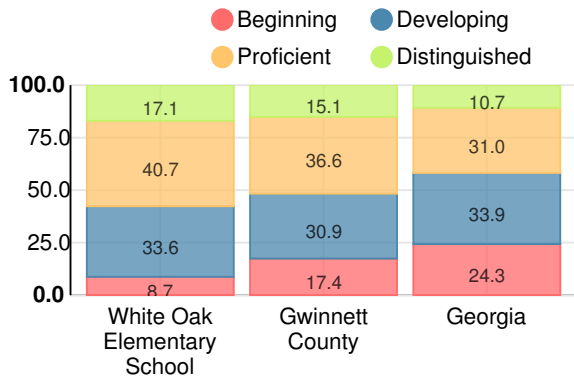
CCRPI Score

White Oak Elementary School

Indicator	2018
Content Mastery	93.1
Progress	97.7
Closing Gaps	89.3
Readiness	88.3
CCRPI Score	93.2

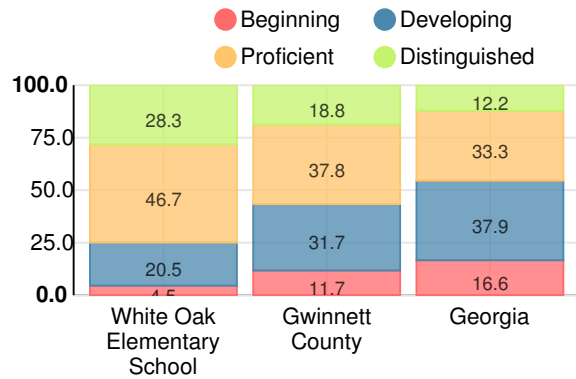
English

Percent of students scoring in each performance level on 2018 Georgia Milestones for elementary grades



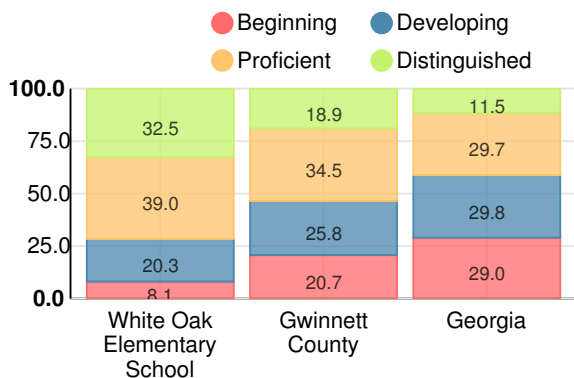
Mathematics

Percent of students scoring in each performance level on 2018 Georgia Milestones for elementary grades



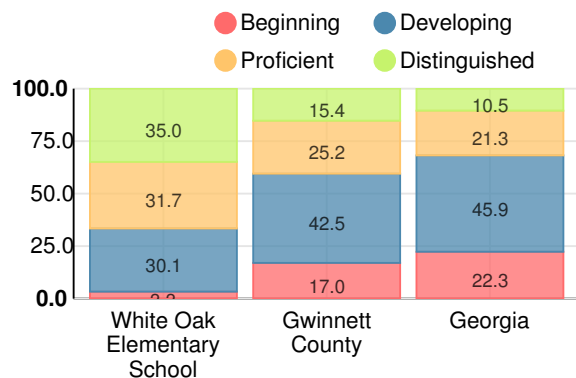
Science

Percent of students scoring in each performance level on 2018 Georgia Milestones for elementary grades



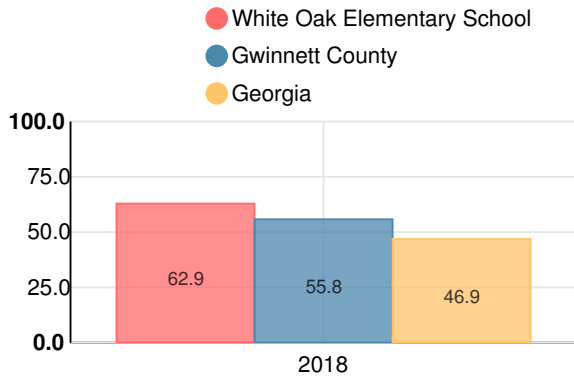
Social Studies

Percent of students scoring in each performance level on 2018 Georgia Milestones for elementary grades



Reading at or above the Grade Level Target (3rd Grade)

Percent of students in grade 3 achieving Lexile measure equal to or greater than 670



Reading at or above the Grade Level Target (5th Grade)

Percent of students in grade 5 achieving Lexile measure equal to or greater than 920

