


Adairsville High School

 519 Old Highway 41 NW, Adairsville, GA 30103

 (770)606-4151

 Grades: 9-12

 Enrollment: 994 students

Note: For information on educator qualifications and other federal reporting requirements, [click here](#). Discipline data are available in the [K-12 Student Discipline Dashboard](#).

Performance Snapshot

- Adairsville High School's **overall performance is higher than 51% of schools in the state** and is lower than its district.
- Its students' **academic growth is higher than 24% of schools in the state** and lower than its district.
- Its **four-year graduation rate is 91.2%**, which is **higher than 68% of high schools in the state** and higher than its district.
- **50.2% of graduates are college and career ready**.

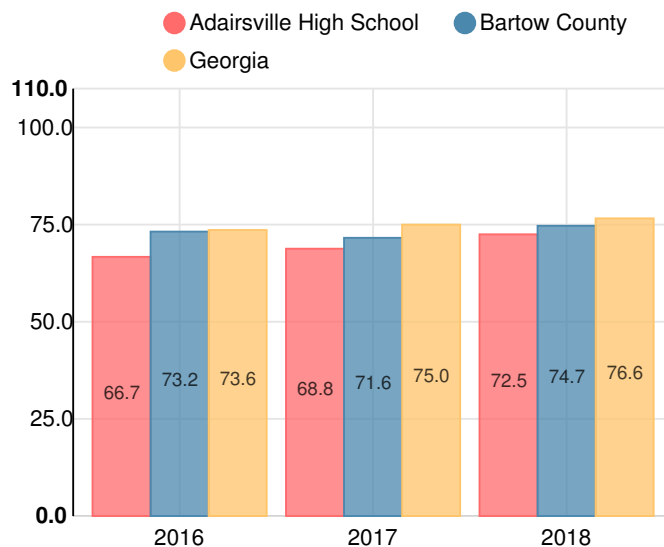
School Wide

C
72.5

Year	Adairsville High School
2018	C
2017	D
2016	D
2015	D
2014	D

Grade conversion	
A	90 - 100
B	80 - 89.9
C	70 - 79.9
D	60 - 69.9
F	0 - 59.9

CCRPI Single Score



Student Mobility Rate

8.6%

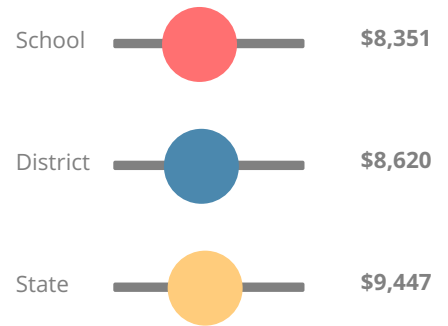
School Climate Star Rating



Financial Efficiency Star Rating

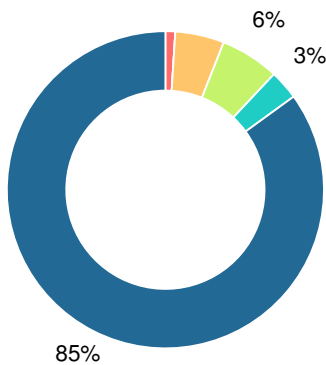


Per Pupil Expenditures

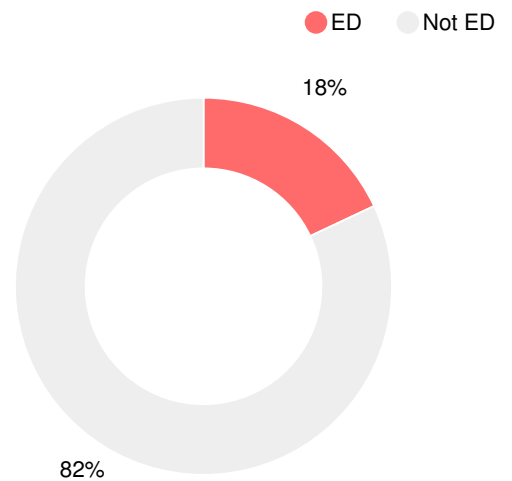


Race/Ethnicity

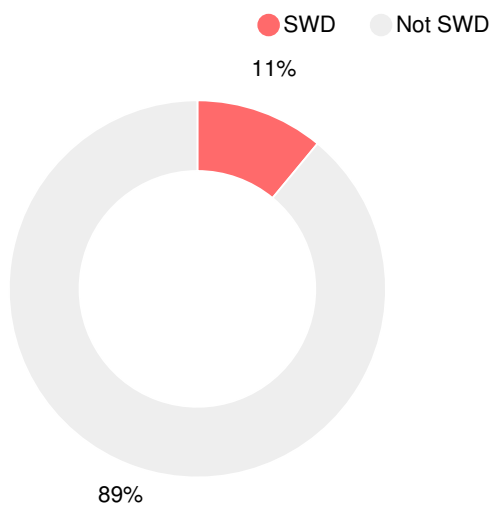
- Asian/Pacific Islander
- American Indian/Alaskan
- Black
- Hispanic
- Multi-racial
- White



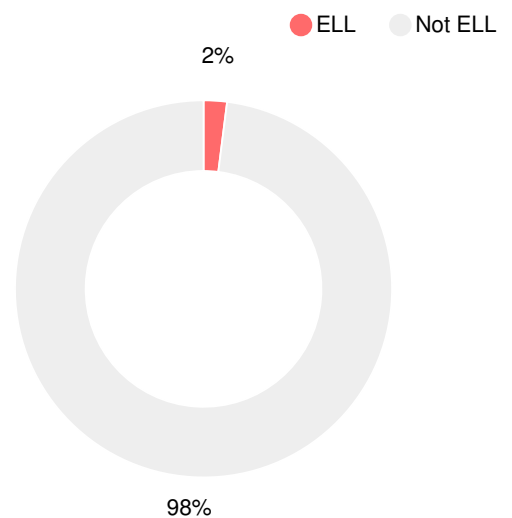
Economically Disadvantaged (ED)



Students with Disability (SWD)



English Language Learners (ELL)



High School

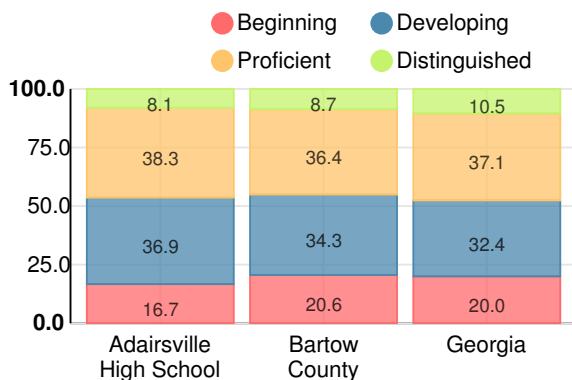
CCRPI Score

Adairsville High School

Indicator	2018
Content Mastery	62.1
Progress	74.6
Closing Gaps	74.0
Readiness	70.5
Graduation Rate	89.8
CCRPI Score	72.5

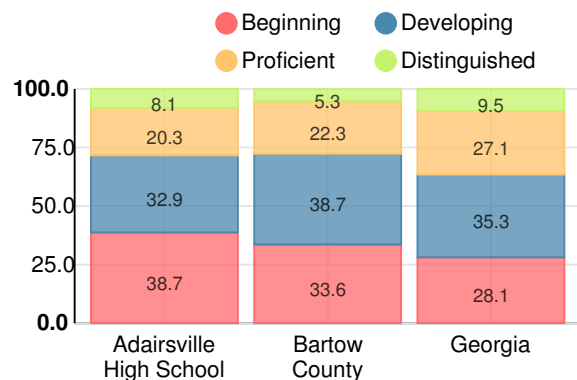
American Literature & Composition

Percent of students scoring in each performance level on 2018 Georgia Milestones



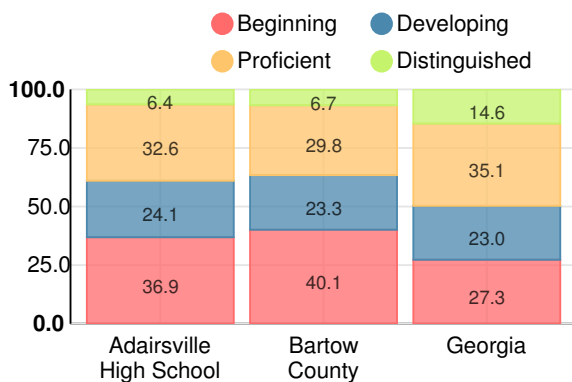
Coordinate Algebra/Algebra I

Percent of students scoring in each performance level on 2018 Georgia Milestones



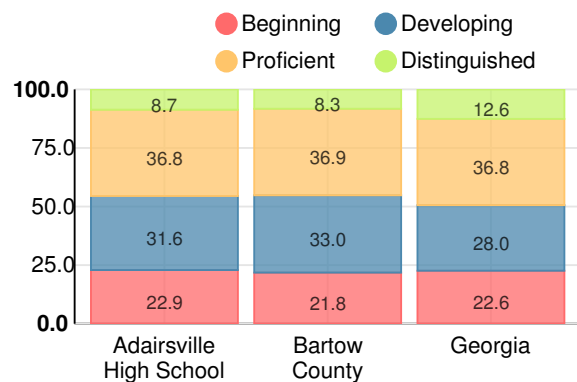
Biology

Percent of students scoring in each performance level on 2018 Georgia Milestones



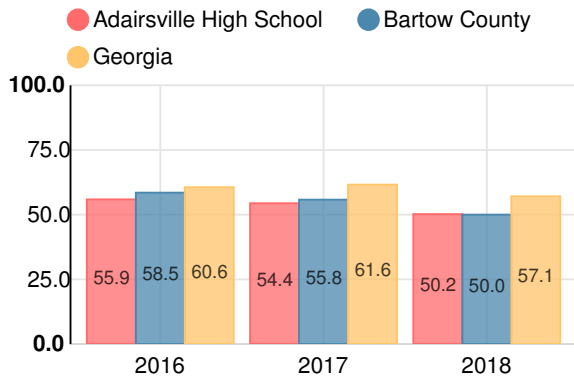
US History

Percent of students scoring in each performance level on 2018 Georgia Milestones



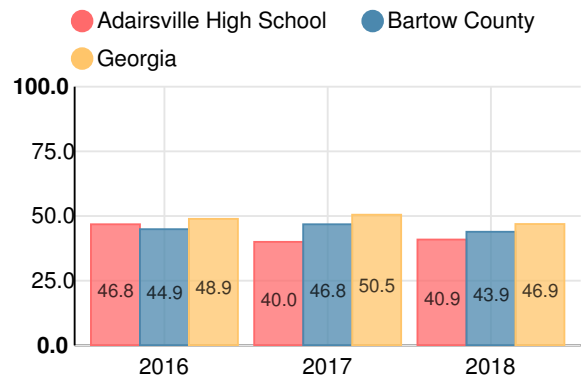
College & Career Readiness

Percent of 12th grade students who are college and career ready

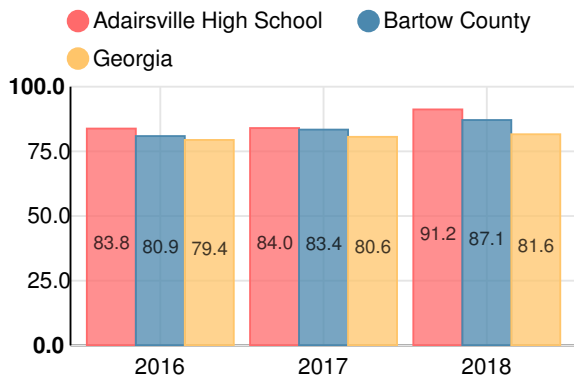


Accelerated Course Taking

Percent of high school graduates earning high school credit for accelerated enrollment



Four-Year Graduation Rate



College Enrollment Rate

