




Esther F. Garrison School for the Arts

 649 W Jones St, Savannah, GA 31401

 (912)395-5975

 Grades: K-8

 Enrollment: 746 students

Note: For information on educator qualifications and other federal reporting requirements, [click here](#). Discipline data are available in the [K-12 Student Discipline Dashboard](#).

Performance Snapshot

- Esther F. Garrison School for the Arts 's **overall performance is higher than 69% of schools in the state** and is higher than its district.
- Its elementary students' **academic growth is higher than 9% of elementary schools in the state** and lower than its district.
- Its middle school students' **academic growth is higher than 31% of middle schools in the state** and lower than its district.
- **57.8% of its 3rd grade students are reading at or above the grade level target.**
- **92.0% of its 8th grade students are reading at or above the grade level target.**

School Wide

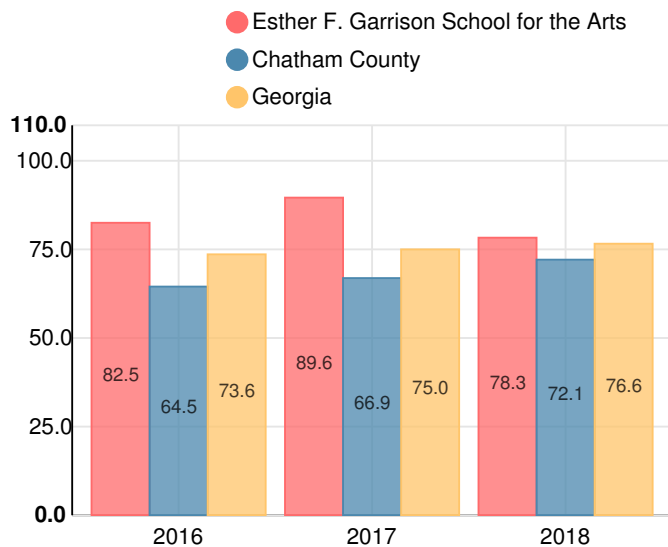
C

78.3

Year	Esther F. Garrison School for the Arts
2018	C
2017	B
2016	B
2015	B
2014	A

Grade conversion	
A	90 - 100
B	80 - 89.9
C	70 - 79.9
D	60 - 69.9
F	0 - 59.9

CCRPI Single Score



Student Mobility Rate

4.0%

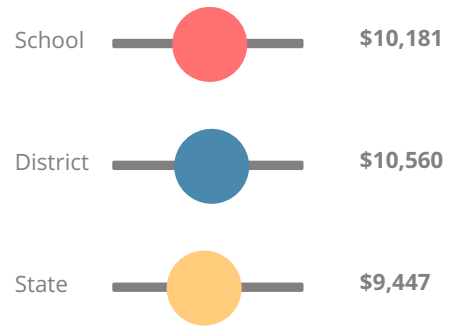
School Climate Star Rating



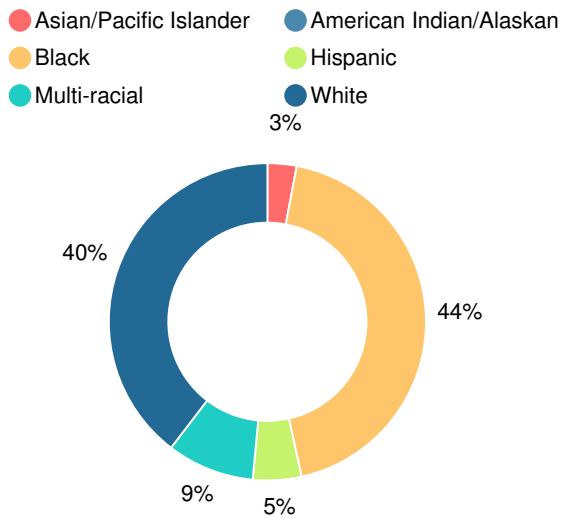
Financial Efficiency Star Rating



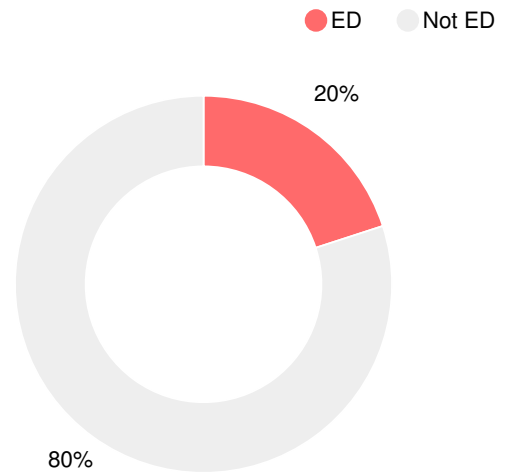
Per Pupil Expenditures



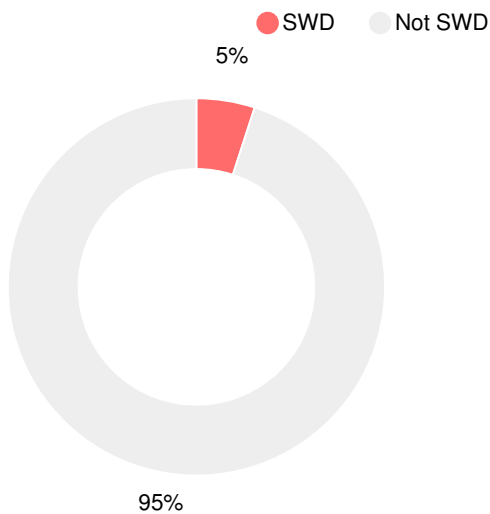
Race/Ethnicity



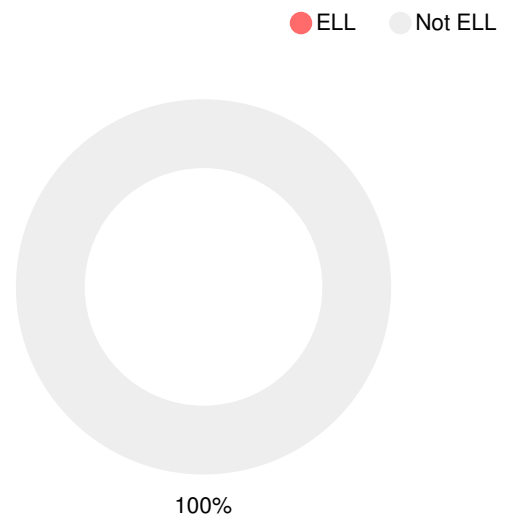
Economically Disadvantaged (ED)



Students with Disability (SWD)



English Language Learners (ELL)



Elementary

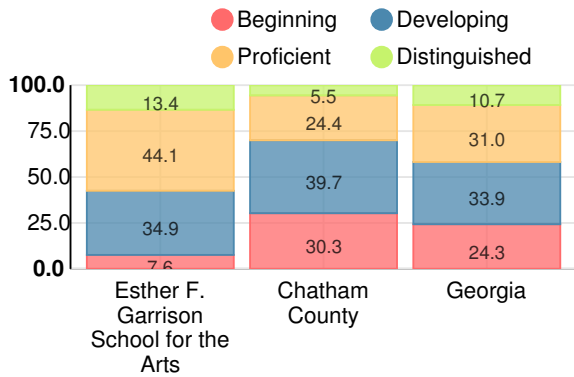
CCRPI Score

Esther F. Garrison School for the Arts

Indicator	2018
Content Mastery	84.5
Progress	68.1
Closing Gaps	60.0
Readiness	89.7
CCRPI Score	76.1

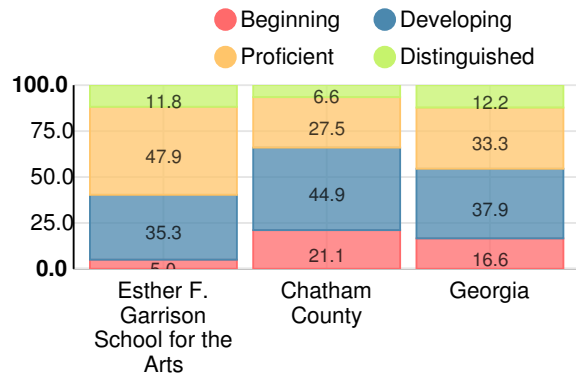
English

Percent of students scoring in each performance level on 2018 Georgia Milestones for elementary grades



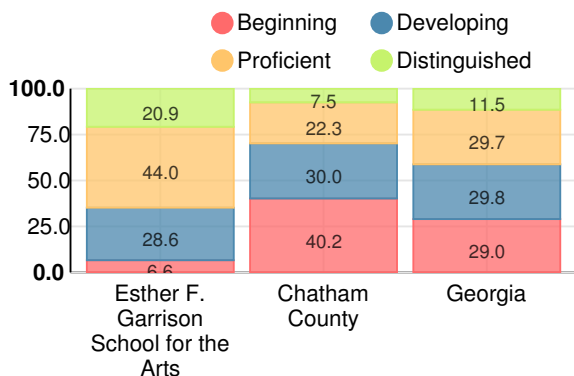
Mathematics

Percent of students scoring in each performance level on 2018 Georgia Milestones for elementary grades



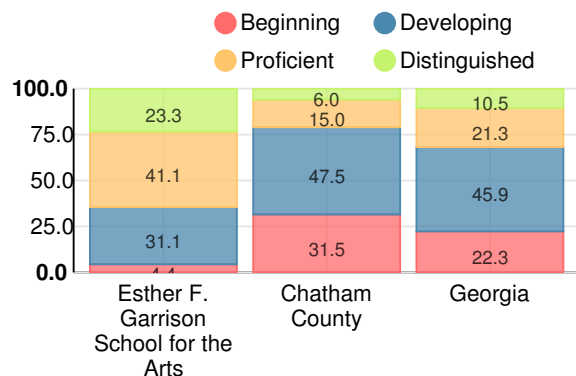
Science

Percent of students scoring in each performance level on 2018 Georgia Milestones for elementary grades



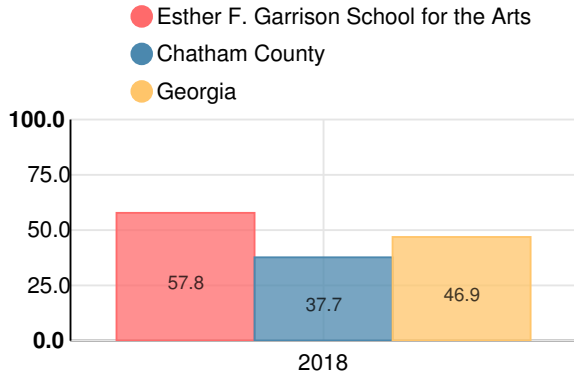
Social Studies

Percent of students scoring in each performance level on 2018 Georgia Milestones for elementary grades



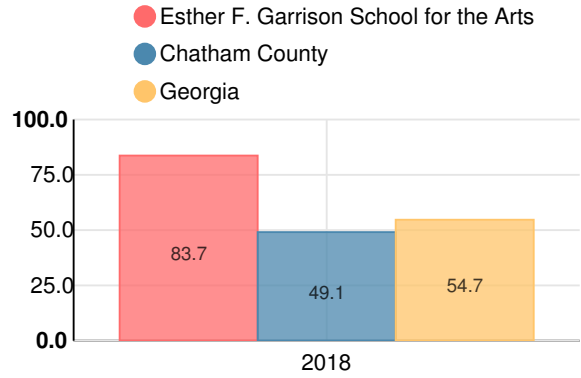
Reading at or above the Grade Level Target (3rd Grade)

Percent of students in grade 3 achieving Lexile measure equal to or greater than 670



Reading at or above the Grade Level Target (5th Grade)

Percent of students in grade 5 achieving Lexile measure equal to or greater than 920



Middle School

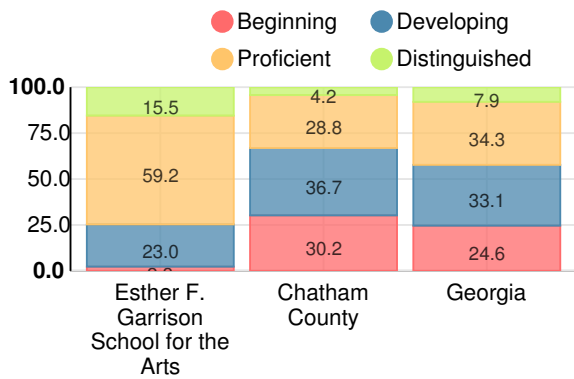
CCRPI Score

Esther F. Garrison School for the Arts

Indicator	2018
Content Mastery	82.4
Progress	76.6
Closing Gaps	72.2
Readiness	94.3
CCRPI Score	81.2

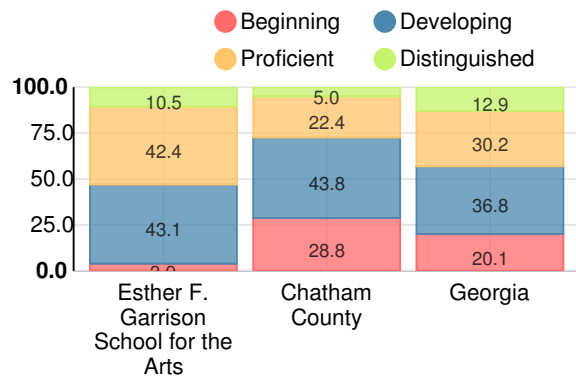
English

Percent of students scoring in each performance level on 2018 Georgia Milestones for middle school grades



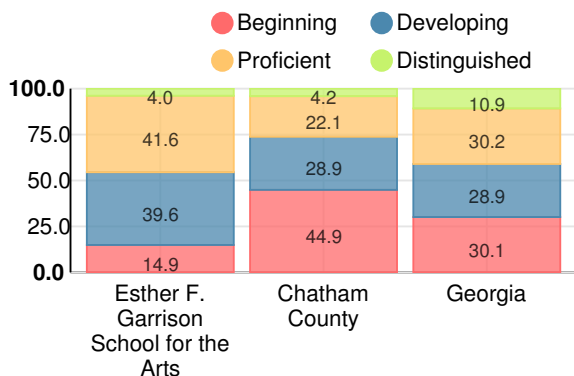
Mathematics

Percent of students scoring in each performance level on 2018 Georgia Milestones for middle school grades



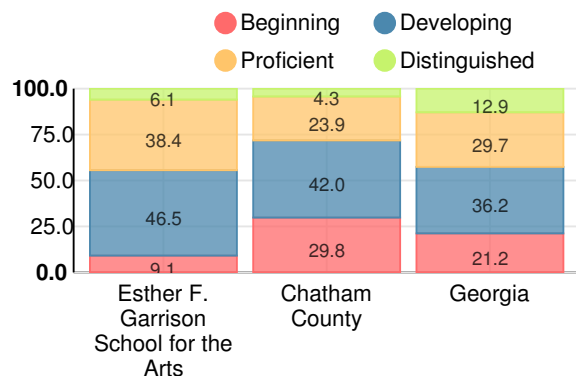
Science

Percent of students scoring in each performance level on 2018 Georgia Milestones for middle school grades



Social Studies

Percent of students scoring in each performance level on 2018 Georgia Milestones for middle school grades



Reading at or above the Grade Level Target (8th Grade)

Percent of students in grade 8 achieving Lexile measure greater than 1097

