


Holly Springs Elementary School

 1965 Hickory Rd, Canton, GA 30115

 (770)345-5035

 Grades: K-5

 Enrollment: 750 students

Note: For information on educator qualifications and other federal reporting requirements, [click here](#). Discipline data are available in the [K-12 Student Discipline Dashboard](#).

Performance Snapshot

- Holly Springs Elementary School's **overall performance is higher than 82% of schools in the state** and is higher than its district.
- Its students' **academic growth is higher than 91% of schools in the state** and higher than its district.
- 50.5% of its 3rd grade students are reading at or above the grade level target.**
- Holly Springs Elementary School is **Beating the Odds**, meaning that it performs better than similar schools.

School Wide

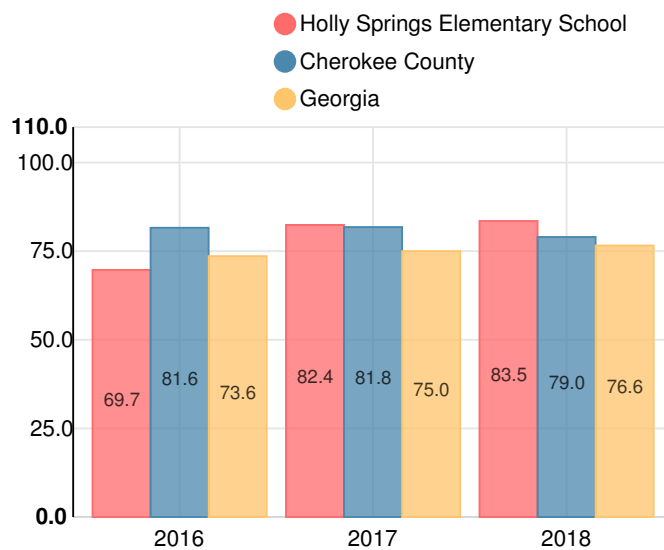
B

83.5

Year	Holly Springs Elementary School
2018	B
2017	B
2016	D
2015	F
2014	D

Grade conversion	
A	90 - 100
B	80 - 89.9
C	70 - 79.9
D	60 - 69.9
F	0 - 59.9

CCRPI Single Score



Student Mobility Rate

11.2%

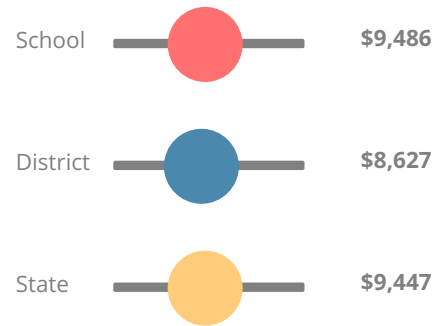
School Climate Star Rating



Financial Efficiency Star Rating

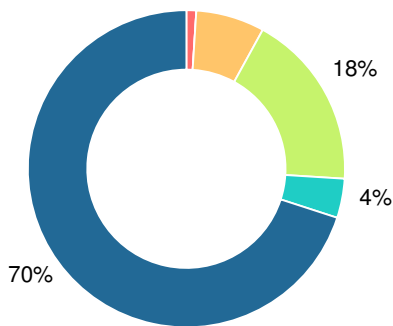


Per Pupil Expenditures



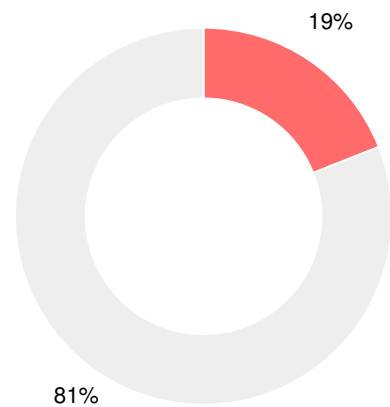
Race/Ethnicity

- Asian/Pacific Islander
- American Indian/Alaskan
- Black
- Hispanic
- Multi-racial
- White



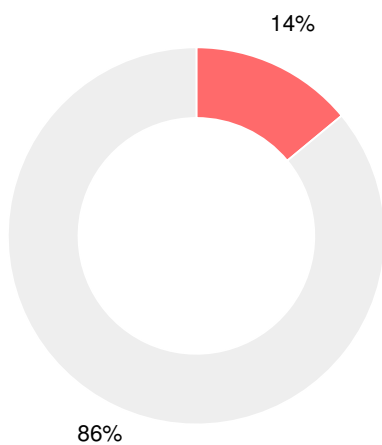
Economically Disadvantaged (ED)

- ED
- Not ED



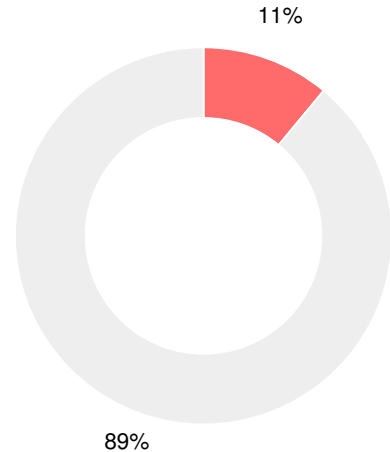
Students with Disability (SWD)

- SWD
- Not SWD



English Language Learners (ELL)

- ELL
- Not ELL



Elementary

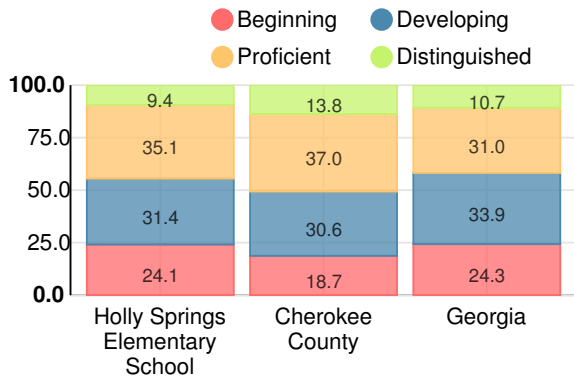
CCRPI Score

Holly Springs Elementary School

Indicator	2018
Content Mastery	70.8
Progress	95.5
Closing Gaps	83.3
Readiness	81.8
CCRPI Score	83.5

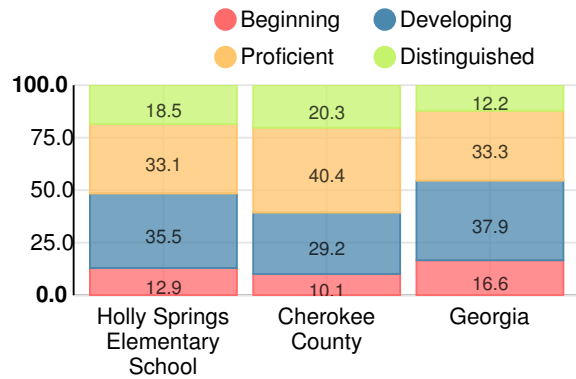
English

Percent of students scoring in each performance level on 2018 Georgia Milestones for elementary grades



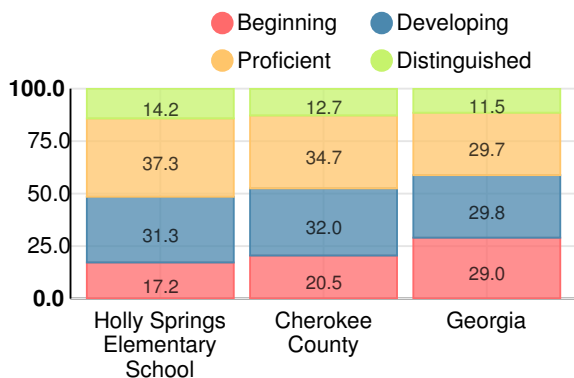
Mathematics

Percent of students scoring in each performance level on 2018 Georgia Milestones for elementary grades



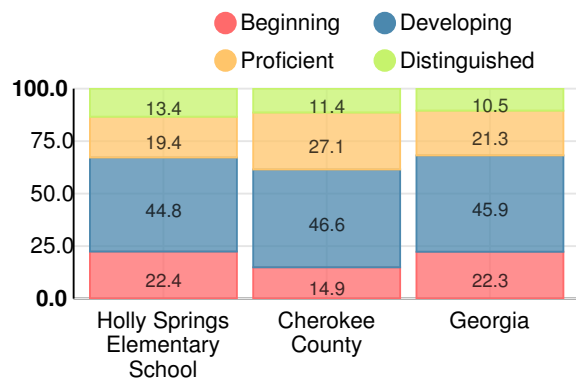
Science

Percent of students scoring in each performance level on 2018 Georgia Milestones for elementary grades



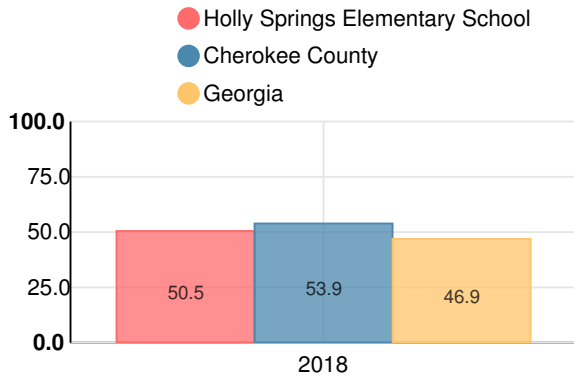
Social Studies

Percent of students scoring in each performance level on 2018 Georgia Milestones for elementary grades



Reading at or above the Grade Level Target (3rd Grade)

Percent of students in grade 3 achieving Lexile measure equal to or greater than 670



Reading at or above the Grade Level Target (5th Grade)

Percent of students in grade 5 achieving Lexile measure equal to or greater than 920

