





Riverside Intermediate School

 285 S Gordon Rd SW, Mableton, GA 30126

 (770)819-2553

 Grades: 2-5

 Enrollment: 1164 students

Note: For information on educator qualifications and other federal reporting requirements, [click here](#). Discipline data are available in the [K-12 Student Discipline Dashboard](#).

Performance Snapshot

- Riverside Intermediate School's **overall performance is higher than 20% of schools in the state** and is lower than its district.
- Its students' **academic growth is higher than 46% of schools in the state** and lower than its district.
- 28.5% of its 3rd grade students are reading at or above the grade level target.**

School Wide

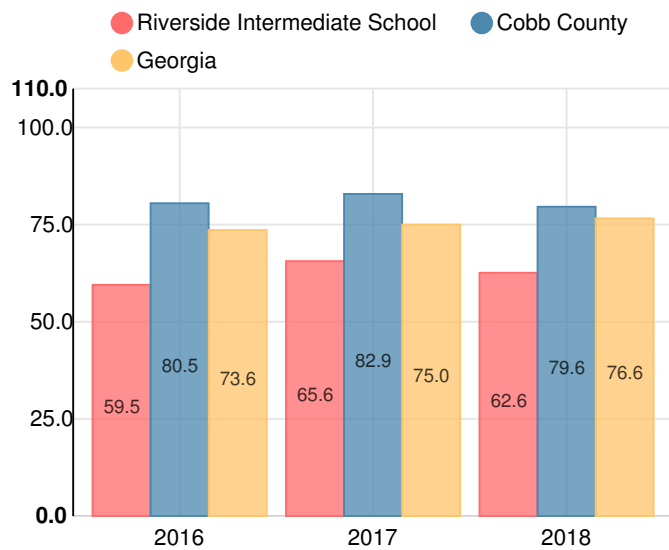
D

62.6

Year	Riverside Intermediate School
2018	D
2017	D
2016	F
2015	F
2014	F

Grade conversion	
A	90 - 100
B	80 - 89.9
C	70 - 79.9
D	60 - 69.9
F	0 - 59.9

CCRPI Single Score



Student Mobility Rate

26.2%

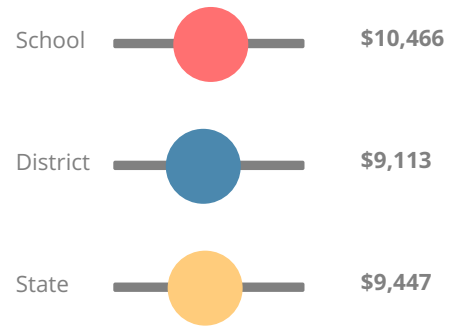
School Climate Star Rating



Financial Efficiency Star Rating

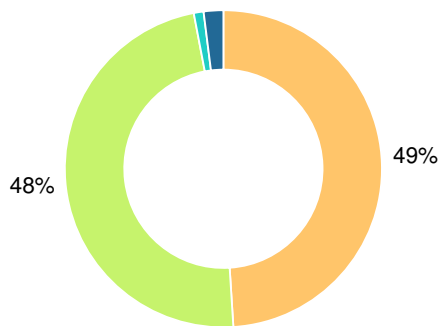


Per Pupil Expenditures



Race/Ethnicity

- Asian/Pacific Islander
- American Indian/Alaskan
- Black
- Hispanic
- Multi-racial
- 2%
- White



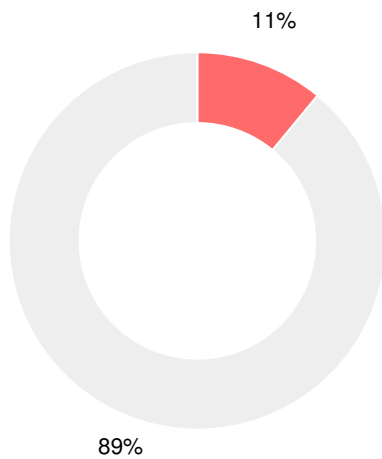
Economically Disadvantaged (ED)

- ED
- Not ED



Students with Disability (SWD)

- SWD
- Not SWD



English Language Learners (ELL)

- ELL
- Not ELL



Elementary

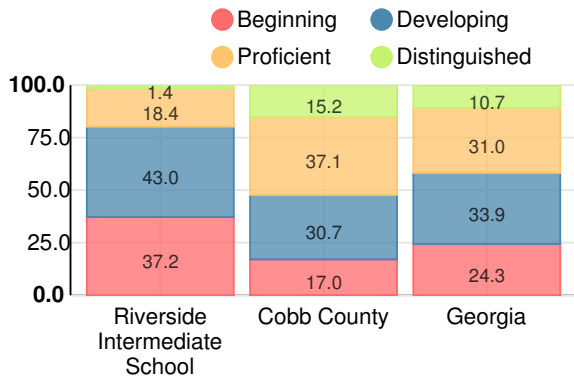
CCRPI Score

Riverside Intermediate School

Indicator	2018
Content Mastery	40.7
Progress	82.0
Closing Gaps	47.9
Readiness	72.4
CCRPI Score	62.6

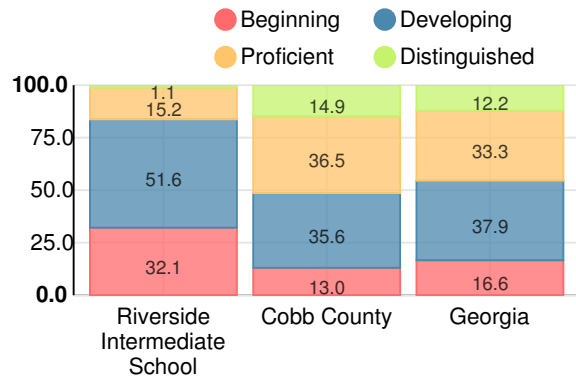
English

Percent of students scoring in each performance level on 2018 Georgia Milestones for elementary grades



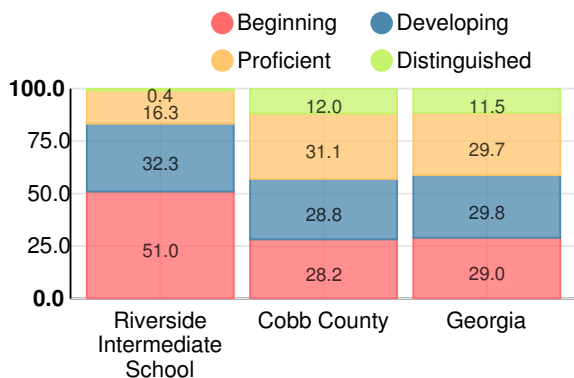
Mathematics

Percent of students scoring in each performance level on 2018 Georgia Milestones for elementary grades



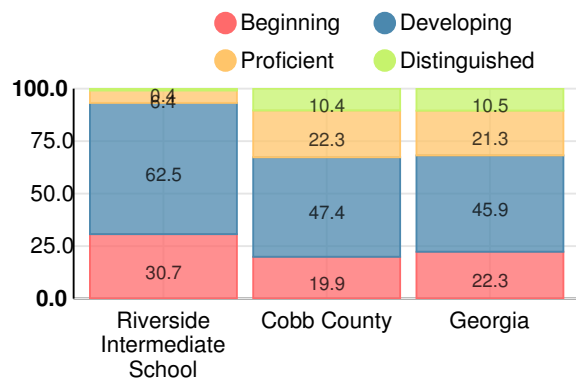
Science

Percent of students scoring in each performance level on 2018 Georgia Milestones for elementary grades



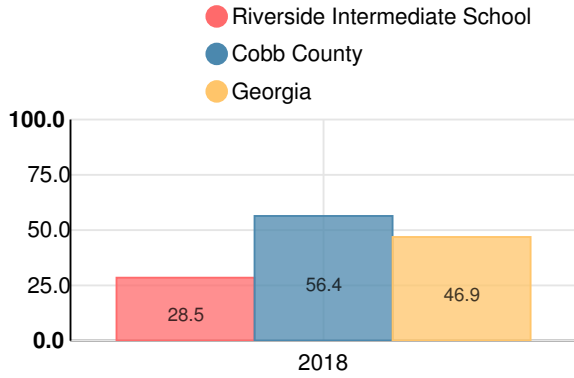
Social Studies

Percent of students scoring in each performance level on 2018 Georgia Milestones for elementary grades



**Reading at or above the Grade Level Target
(3rd Grade)**

Percent of students in grade 3 achieving Lexile measure equal to or greater than 670



**Reading at or above the Grade Level Target
(5th Grade)**

Percent of students in grade 5 achieving Lexile measure equal to or greater than 920

