


# Still Elementary School

 870 Casteel Rd, Powder Springs, GA 30127

 (678)594-8287

 Grades: K-5

 Enrollment: 750 students

Note: For information on educator qualifications and other federal reporting requirements, [click here](#). Discipline data are available in the [K-12 Student Discipline Dashboard](#).

### Performance Snapshot

- Still Elementary School's **overall performance is higher than 47% of schools in the state** and is lower than its district.
- Its students' **academic growth is higher than 26% of schools in the state** and lower than its district.
- **65.9% of its 3rd grade students are reading at or above the grade level target**.

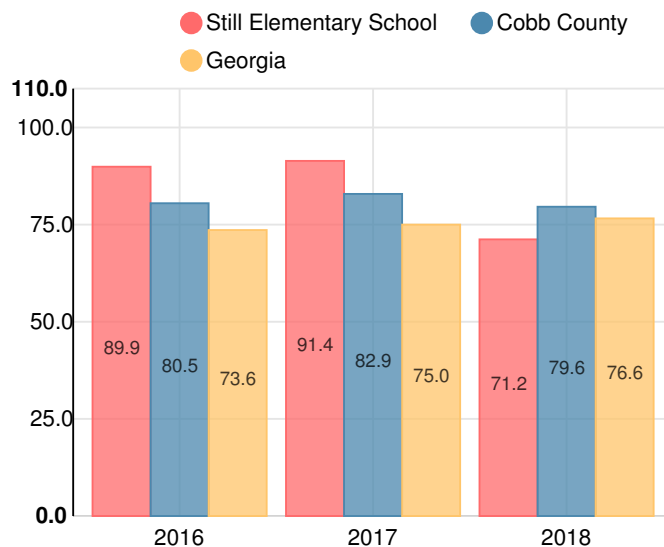
## School Wide

**C**  
**71.2**

Year	Still Elementary School
2018	C
2017	A
2016	B
2015	B
2014	A

Grade conversion	
A	90 - 100
B	80 - 89.9
C	70 - 79.9
D	60 - 69.9
F	0 - 59.9

### CCRPI Single Score



Student Mobility Rate

6.7%

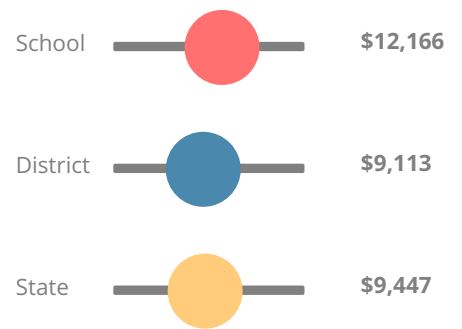
School Climate Star Rating



Financial Efficiency Star Rating

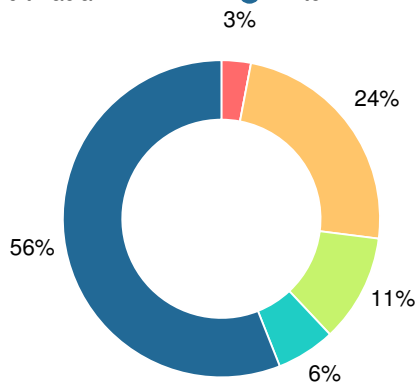


Per Pupil Expenditures

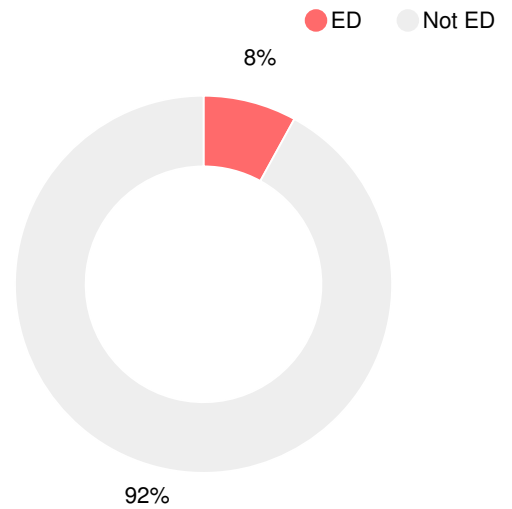


Race/Ethnicity

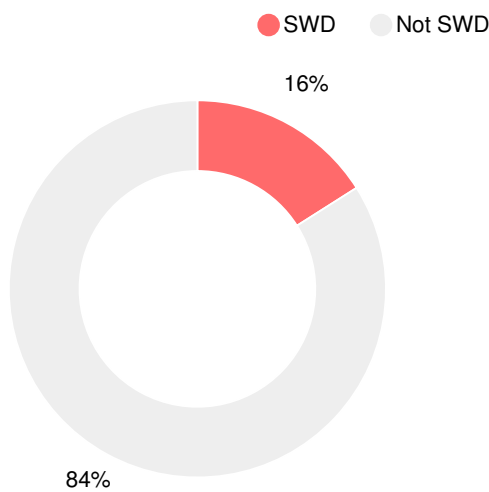
- Asian/Pacific Islander
- American Indian/Alaskan
- Black
- Hispanic
- Multi-racial
- White



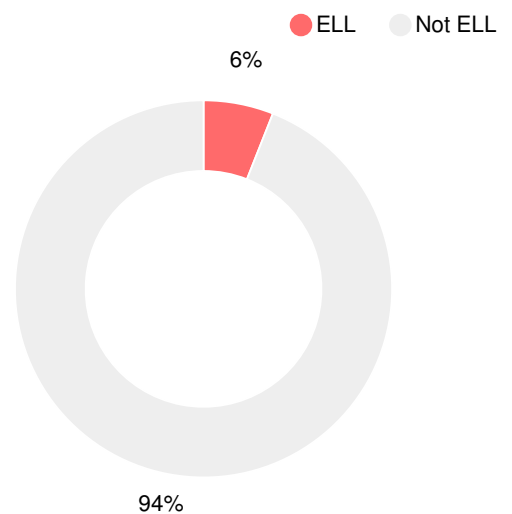
Economically Disadvantaged (ED)



Students with Disability (SWD)



English Language Learners (ELL)



# Elementary

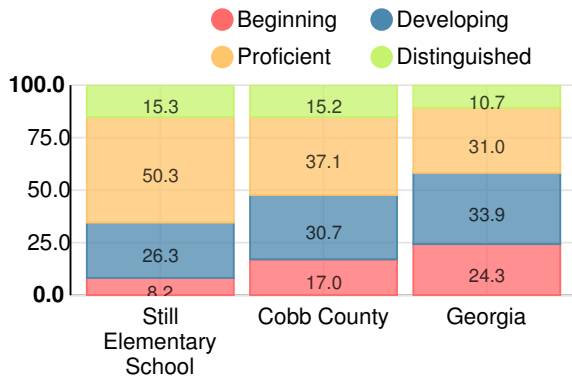
## CCRPI Score

### Still Elementary School

Indicator	2018
Content Mastery	80.9
Progress	75.9
Closing Gaps	16.7
Readiness	89.1
<b>CCRPI Score</b>	<b>71.2</b>

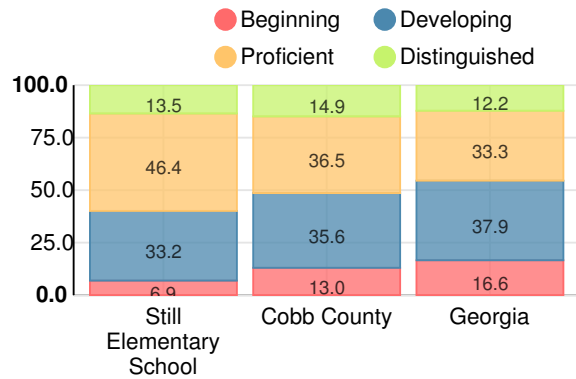
### English

Percent of students scoring in each performance level on 2018 Georgia Milestones for elementary grades



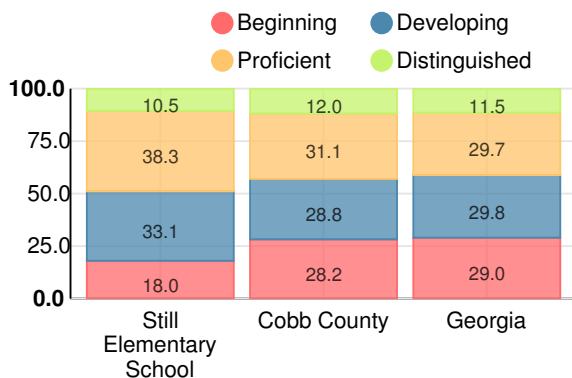
### Mathematics

Percent of students scoring in each performance level on 2018 Georgia Milestones for elementary grades



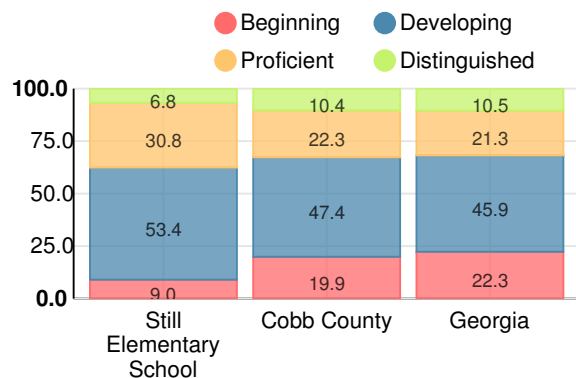
### Science

Percent of students scoring in each performance level on 2018 Georgia Milestones for elementary grades



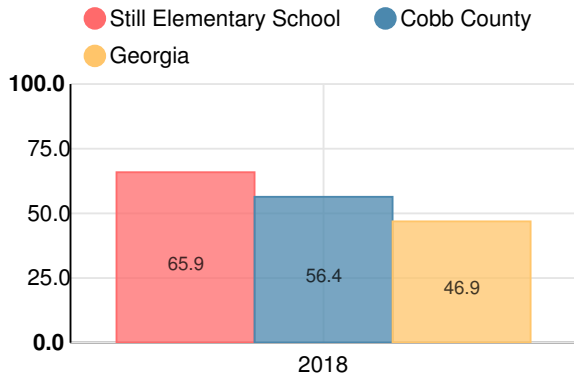
### Social Studies

Percent of students scoring in each performance level on 2018 Georgia Milestones for elementary grades



### Reading at or above the Grade Level Target (3rd Grade)

Percent of students in grade 3 achieving Lexile measure equal to or greater than 670



### Reading at or above the Grade Level Target (5th Grade)

Percent of students in grade 5 achieving Lexile measure equal to or greater than 920

