




Smitha Middle School

 514 Glover Street, Marietta, GA 30060

 (678)594-8267

 Grades: 6-8

 Enrollment: 1007 students

Note: For information on educator qualifications and other federal reporting requirements, [click here](#). Discipline data are available in the [K-12 Student Discipline Dashboard](#).

Performance Snapshot

- Smitha Middle School's **overall performance is higher than 51% of schools in the state** and is lower than its district.
- Its students' **academic growth is higher than 62% of schools in the state** and higher than its district.
- **59.3% of its 8th grade students are reading at or above the grade level target.**

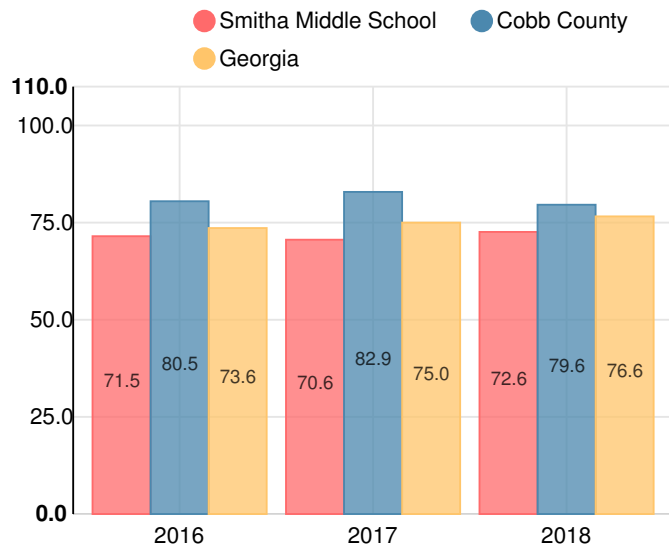
School Wide

C
72.6

| Year | Smitha Middle School |
|------|----------------------|
| 2018 | C |
| 2017 | C |
| 2016 | C |
| 2015 | D |
| 2014 | C |

| Grade conversion | |
|------------------|-----------|
| A | 90 - 100 |
| B | 80 - 89.9 |
| C | 70 - 79.9 |
| D | 60 - 69.9 |
| F | 0 - 59.9 |

CCRPI Single Score



Student Mobility Rate

18.5%

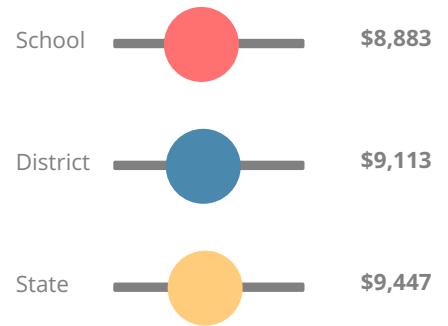
School Climate Star Rating



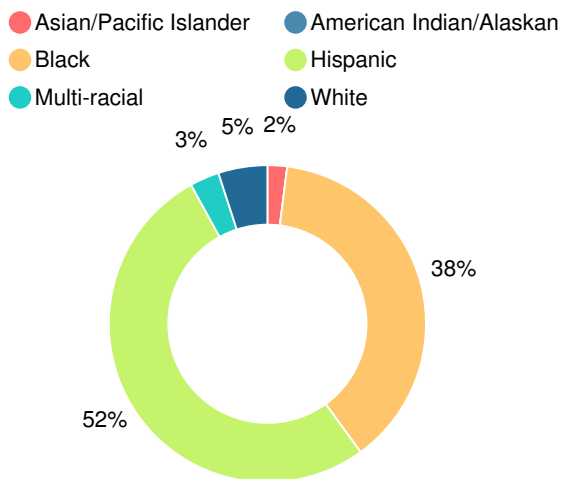
Financial Efficiency Star Rating



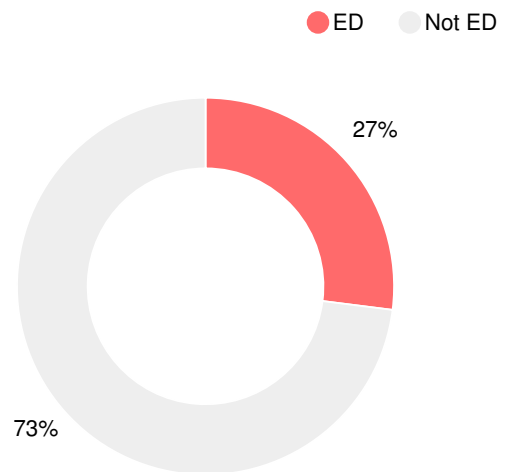
Per Pupil Expenditures



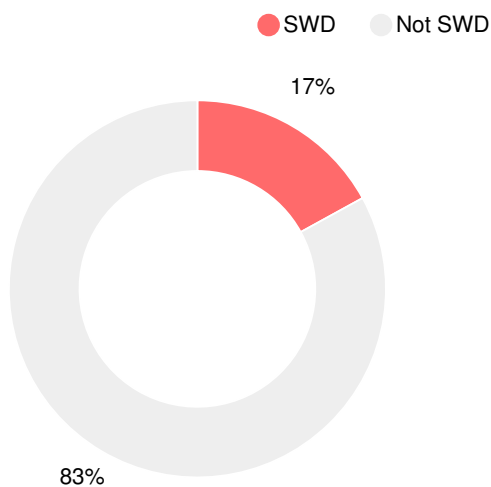
Race/Ethnicity



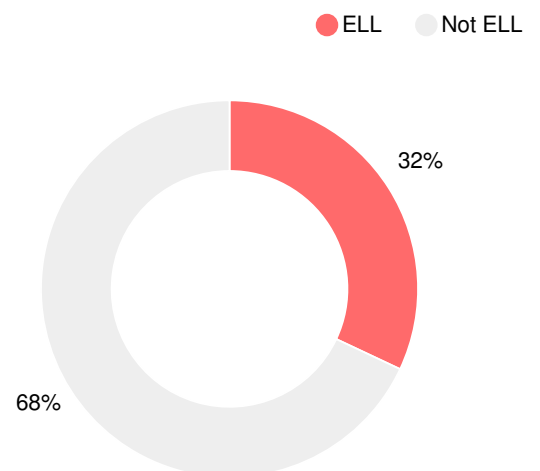
Economically Disadvantaged (ED)



Students with Disability (SWD)



English Language Learners (ELL)



Middle School

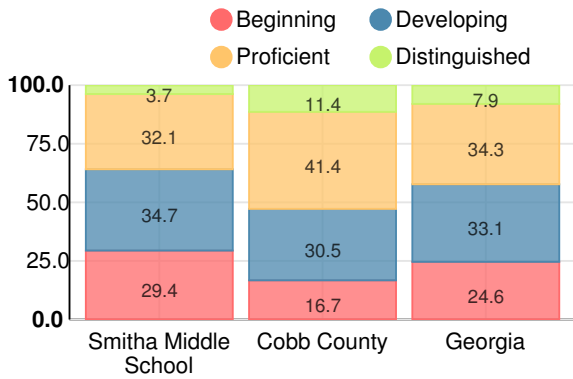
CCRPI Score

Smitha Middle School

| Indicator | 2018 |
|--------------------|-------------|
| Content Mastery | 53.8 |
| Progress | 84.8 |
| Closing Gaps | 71.9 |
| Readiness | 80.1 |
| CCRPI Score | 72.6 |

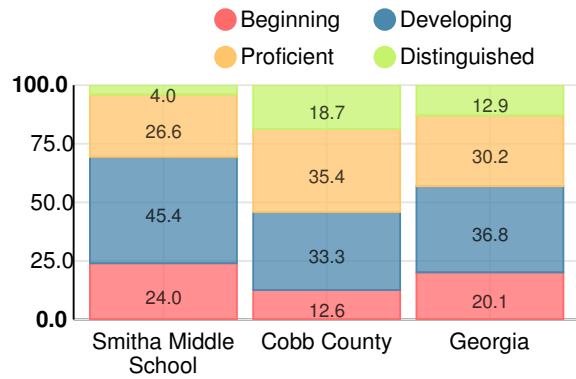
English

Percent of students scoring in each performance level on 2018 Georgia Milestones for middle school grades



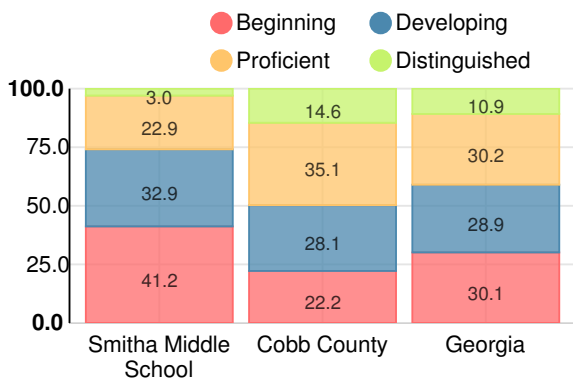
Mathematics

Percent of students scoring in each performance level on 2018 Georgia Milestones for middle school grades



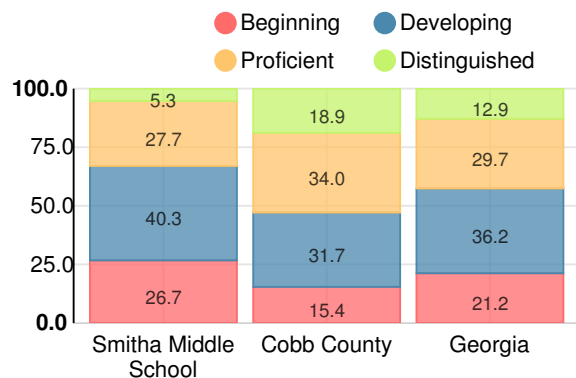
Science

Percent of students scoring in each performance level on 2018 Georgia Milestones for middle school grades



Social Studies

Percent of students scoring in each performance level on 2018 Georgia Milestones for middle school grades



Reading at or above the Grade Level Target (8th Grade)

Percent of students in grade 8 achieving Lexile measure greater than 1097

