



Cook Primary School

 1531 Patterson St, Adel, GA 31620

 (229)549-7713

 Grades: K-2

 Enrollment: 677 students

Performance Snapshot

- Cook Primary School's **overall performance is higher than 5% of schools in the state** and is lower than its district.
- Its students' **academic growth is higher than 56% of schools in the state** and higher than its district.

Note: For information on educator qualifications and other federal reporting requirements, [click here](#). Discipline data are available in the [K-12 Student Discipline Dashboard](#).

School Wide

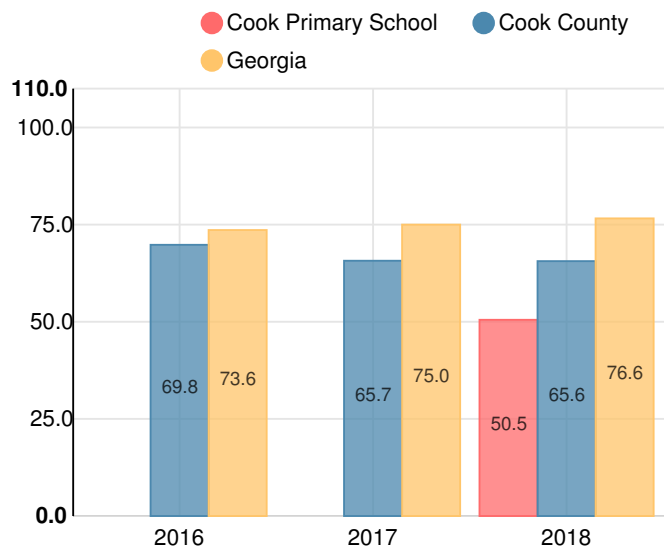
F

50.5

| Year | Cook Primary School |
|------|---------------------|
| 2018 | F |
| 2017 | - |
| 2016 | - |
| 2015 | - |
| 2014 | A |

| Grade conversion | |
|------------------|-----------|
| A | 90 - 100 |
| B | 80 - 89.9 |
| C | 70 - 79.9 |
| D | 60 - 69.9 |
| F | 0 - 59.9 |

CCRPI Single Score



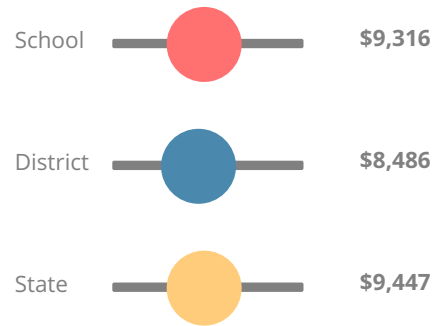
Student Mobility Rate

17.8%

School Climate Star Rating

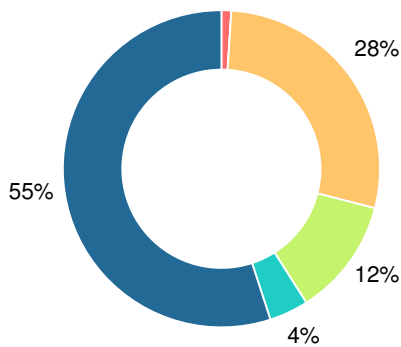


Per Pupil Expenditures



Race/Ethnicity

- Asian/Pacific Islander
- American Indian/Alaskan
- Black
- Hispanic
- Multi-racial
- White



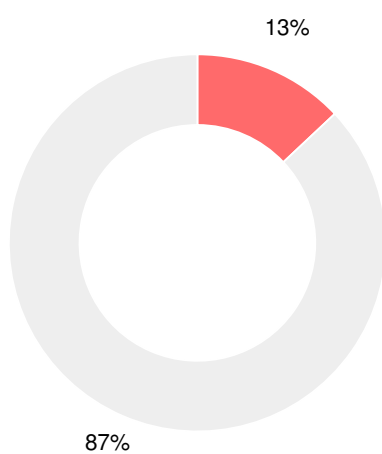
Economically Disadvantaged (ED)

- ED
- Not ED



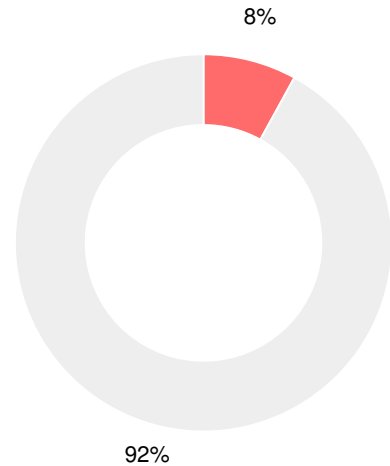
Students with Disability (SWD)

- SWD
- Not SWD



English Language Learners (ELL)

- ELL
- Not ELL



Elementary

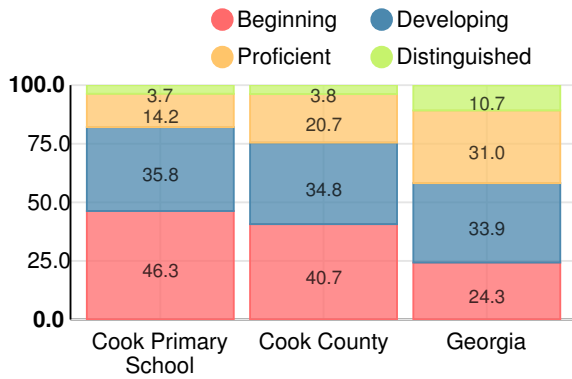
CCRPI Score

Cook Primary School

| Indicator | 2018 |
|--------------------|-------------|
| Content Mastery | 46.1 |
| Progress | 84.5 |
| Closing Gaps | 28.6 |
| Readiness | 70.9 |
| CCRPI Score | 50.5 |

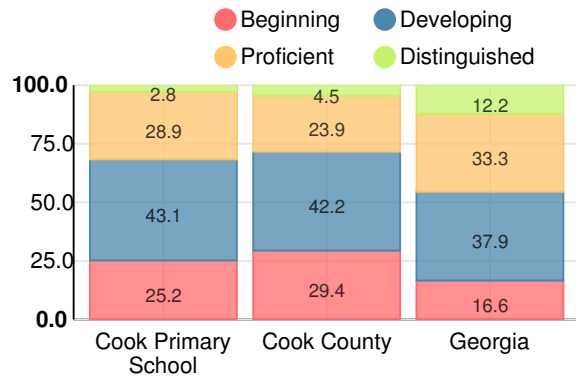
English

Percent of students scoring in each performance level on 2018 Georgia Milestones for elementary grades



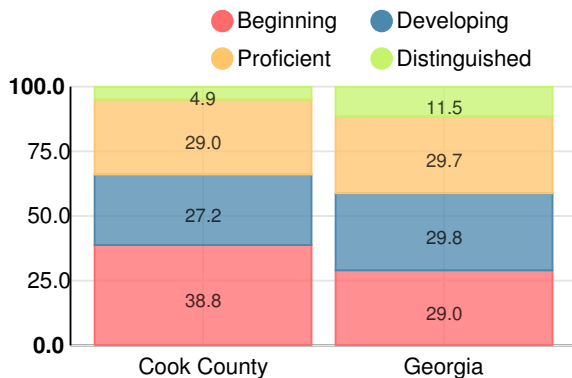
Mathematics

Percent of students scoring in each performance level on 2018 Georgia Milestones for elementary grades



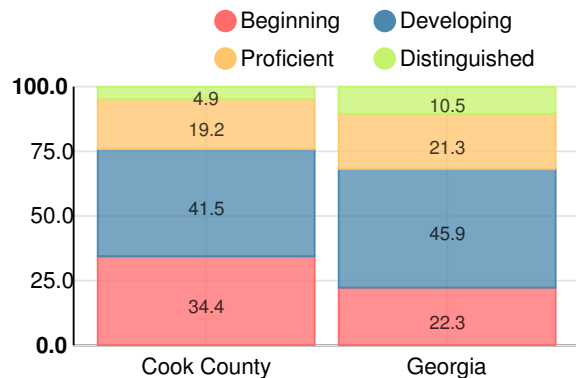
Science

Percent of students scoring in each performance level on 2018 Georgia Milestones for elementary grades



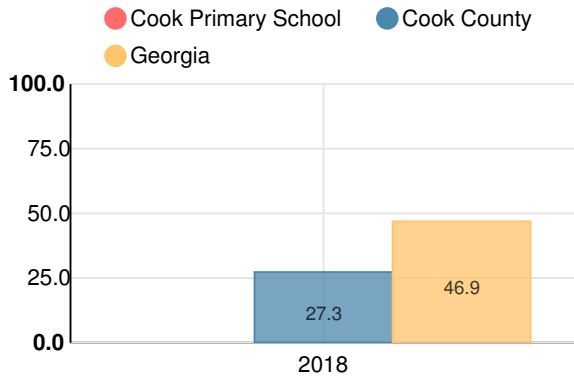
Social Studies

Percent of students scoring in each performance level on 2018 Georgia Milestones for elementary grades



Reading at or above the Grade Level Target (3rd Grade)

Percent of students in grade 3 achieving Lexile measure equal to or greater than 670



Reading at or above the Grade Level Target (5th Grade)

Percent of students in grade 5 achieving Lexile measure equal to or greater than 920

