




# Welch Elementary School

 240 Mary Freeman Rd, Newnan, GA 30265

 (770)254-2597

 Grades: K-5

 Enrollment: 738 students

Note: For information on educator qualifications and other federal reporting requirements, [click here](#). Discipline data are available in the [K-12 Student Discipline Dashboard](#).

### Performance Snapshot

- Welch Elementary School's **overall performance is higher than 35% of schools in the state** and is lower than its district.
- Its students' **academic growth is higher than 19% of schools in the state** and lower than its district.
- **45.6% of its 3rd grade students are reading at or above the grade level target.**

## School Wide

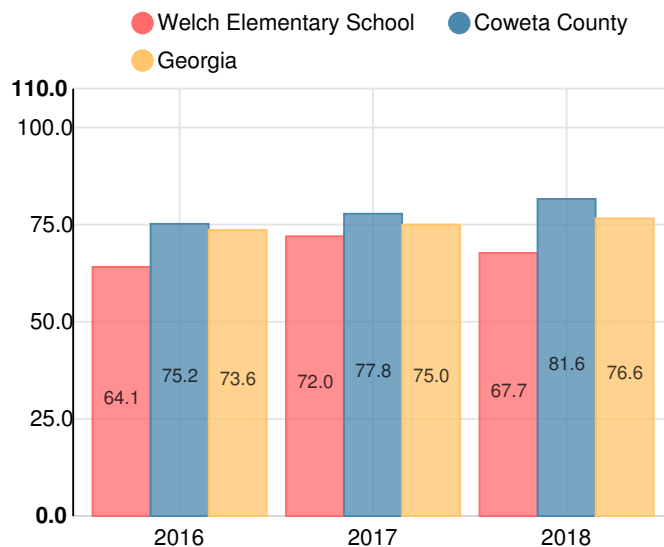
**D**

**67.7**

Year	Welch Elementary School
2018	D
2017	C
2016	D
2015	D
2014	D

Grade conversion	
A	90 - 100
B	80 - 89.9
C	70 - 79.9
D	60 - 69.9
F	0 - 59.9

### CCRPI Single Score



Student Mobility Rate

23.0%

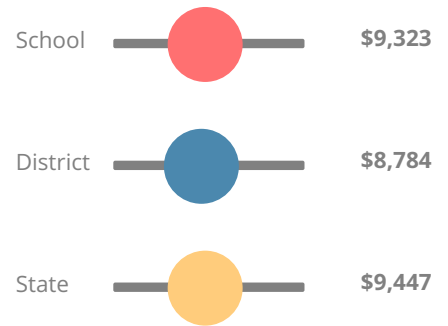
School Climate Star Rating



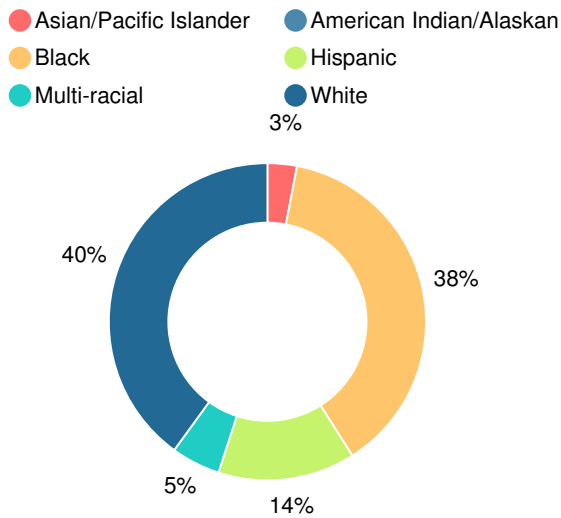
Financial Efficiency Star Rating



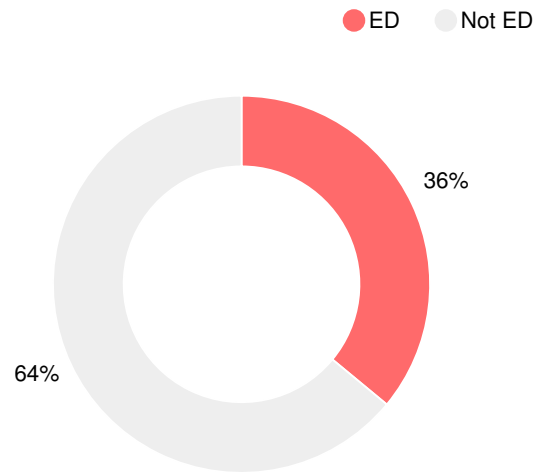
Per Pupil Expenditures



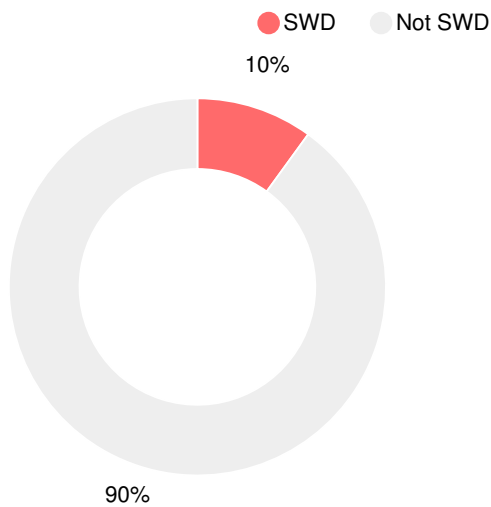
Race/Ethnicity



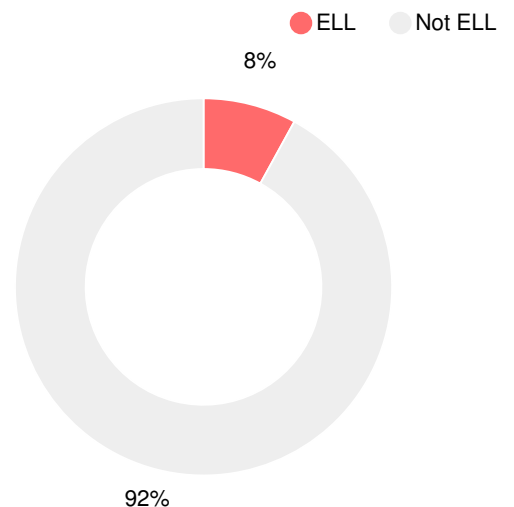
Economically Disadvantaged (ED)



Students with Disability (SWD)



English Language Learners (ELL)



# Elementary

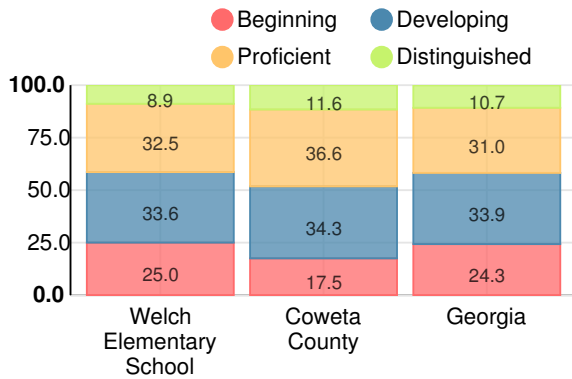
## CCRPI Score

### Welch Elementary School

Indicator	2018
Content Mastery	60.5
Progress	73.1
Closing Gaps	52.1
Readiness	80.9
<b>CCRPI Score</b>	<b>67.7</b>

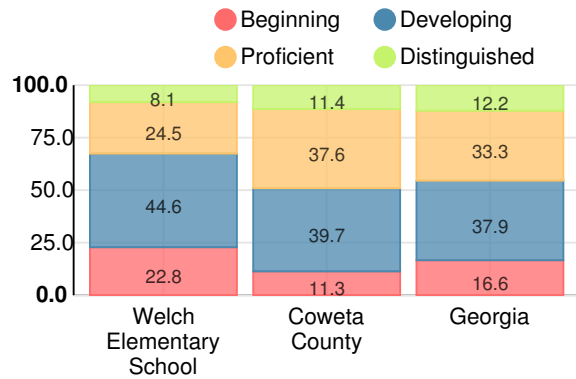
### English

Percent of students scoring in each performance level on 2018 Georgia Milestones for elementary grades



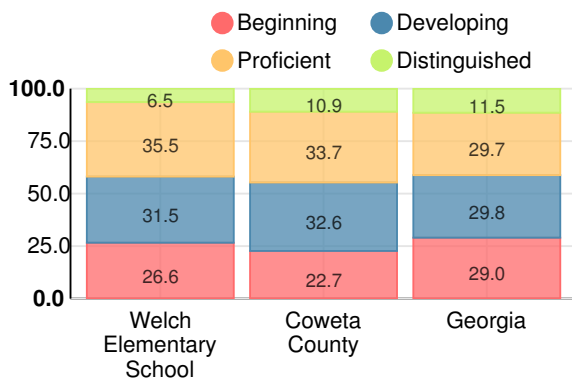
### Mathematics

Percent of students scoring in each performance level on 2018 Georgia Milestones for elementary grades



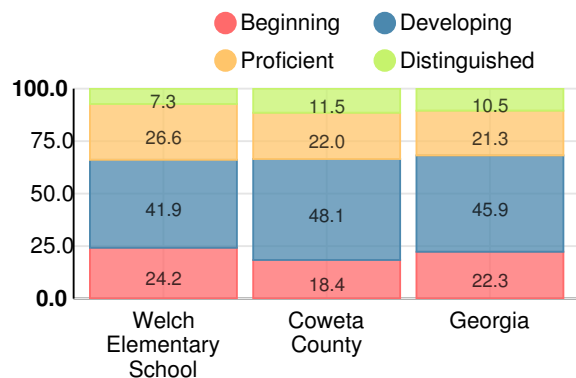
### Science

Percent of students scoring in each performance level on 2018 Georgia Milestones for elementary grades



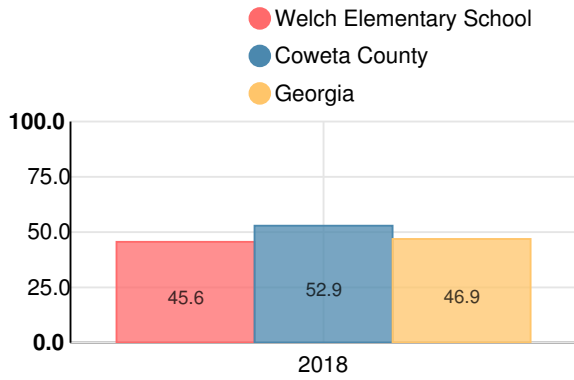
### Social Studies

Percent of students scoring in each performance level on 2018 Georgia Milestones for elementary grades



### Reading at or above the Grade Level Target (3rd Grade)

Percent of students in grade 3 achieving Lexile measure equal to or greater than 670



### Reading at or above the Grade Level Target (5th Grade)

Percent of students in grade 5 achieving Lexile measure equal to or greater than 920

