


Dade Elementary School

 306 Wolverine Dr, Trenton, GA 30752

 (706)657-8253

 Grades: K-5

 Enrollment: 654 students

Note: For information on educator qualifications and other federal reporting requirements, [click here](#). Discipline data are available in the [K-12 Student Discipline Dashboard](#).

Performance Snapshot

- Dade Elementary School's **overall performance is higher than 79% of schools in the state** and is higher than its district.
- Its students' **academic growth is higher than 59% of schools in the state** and lower than its district.
- **60.9% of its 3rd grade students are reading at or above the grade level target.**

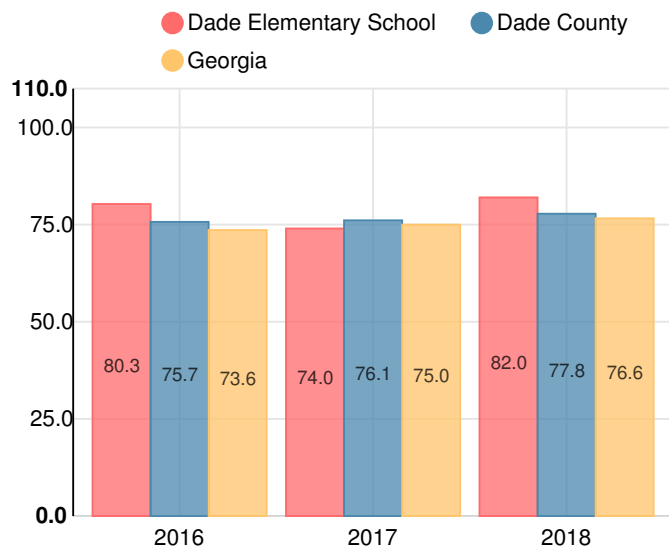
School Wide

B
82

Year	Dade Elementary School
2018	B
2017	C
2016	B
2015	B
2014	C

Grade conversion	
A	90 - 100
B	80 - 89.9
C	70 - 79.9
D	60 - 69.9
F	0 - 59.9

CCRPI Single Score



Student Mobility Rate

14.2%

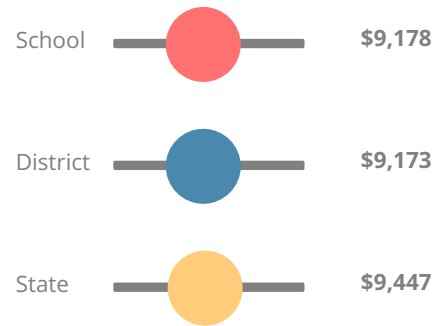
School Climate Star Rating



Financial Efficiency Star Rating

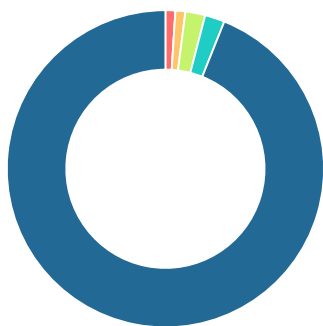


Per Pupil Expenditures



Race/Ethnicity

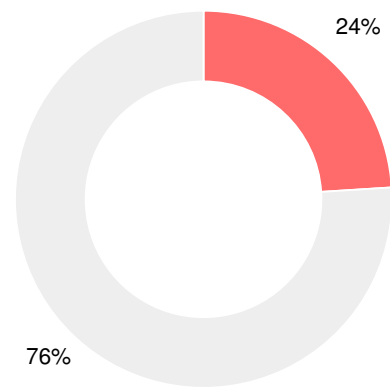
- Asian/Pacific Islander
- American Indian/Alaskan
- Black
- Hispanic
- Multi-racial
- White



94%

Economically Disadvantaged (ED)

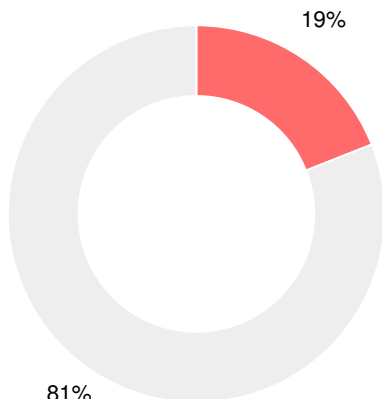
- ED
- Not ED



76%

Students with Disability (SWD)


- SWD
- Not SWD



81%

English Language Learners (ELL)

- ELL
- Not ELL



99%

Elementary

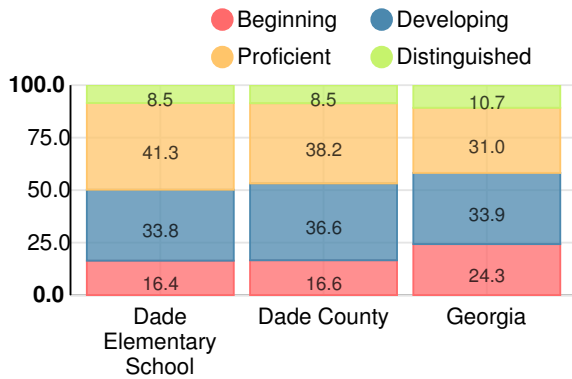
CCRPI Score

Dade Elementary School

Indicator	2018
Content Mastery	73.3
Progress	85.3
Closing Gaps	90.6
Readiness	82.7
CCRPI Score	82.0

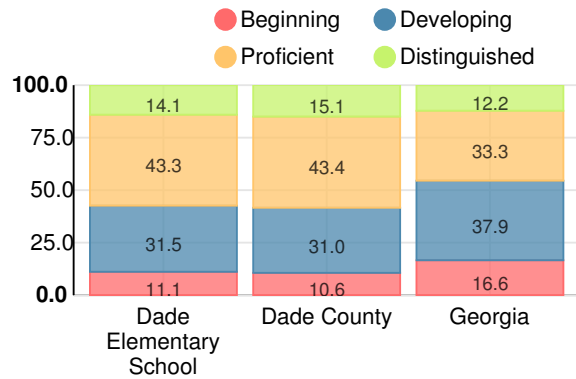
English

Percent of students scoring in each performance level on 2018 Georgia Milestones for elementary grades



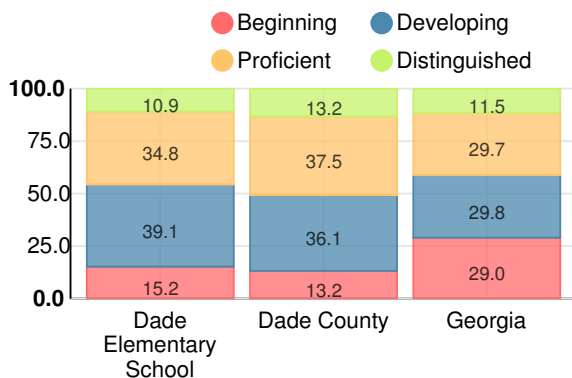
Mathematics

Percent of students scoring in each performance level on 2018 Georgia Milestones for elementary grades



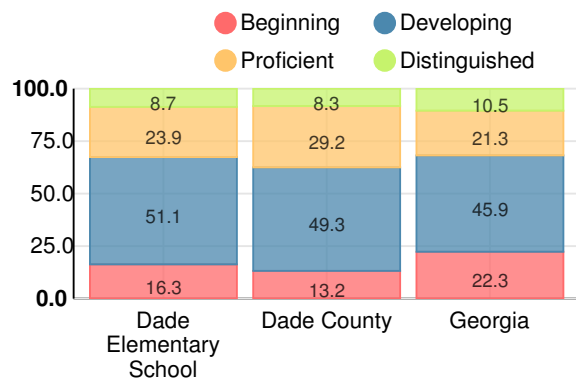
Science

Percent of students scoring in each performance level on 2018 Georgia Milestones for elementary grades



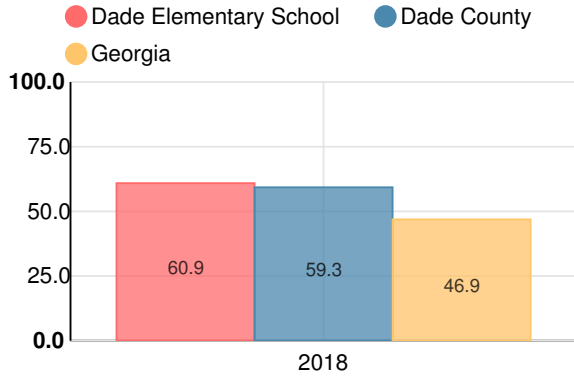
Social Studies

Percent of students scoring in each performance level on 2018 Georgia Milestones for elementary grades



Reading at or above the Grade Level Target (3rd Grade)

Percent of students in grade 3 achieving Lexile measure equal to or greater than 670



Reading at or above the Grade Level Target (5th Grade)

Percent of students in grade 5 achieving Lexile measure equal to or greater than 920

