




Tapestry Public Charter School

 3130 Raymond Dr, Doraville, GA 30340

 (678)676-1200

 Grades: 6-11

 Enrollment: 205 students

Note: For information on educator qualifications and other federal reporting requirements, [click here](#). Discipline data are available in the [K-12 Student Discipline Dashboard](#).

Performance Snapshot

- Tapestry Public Charter School's **overall performance is higher than 21% of schools in the state** and is lower than its district.
- Its middle school students' **academic growth is higher than 12% of middle schools in the state** and lower than its district.
- Its high school students' **academic growth is higher than 66% of high schools in the state** and higher than its district.
- **40.0% of its 8th grade students are reading at or above the grade level target.**

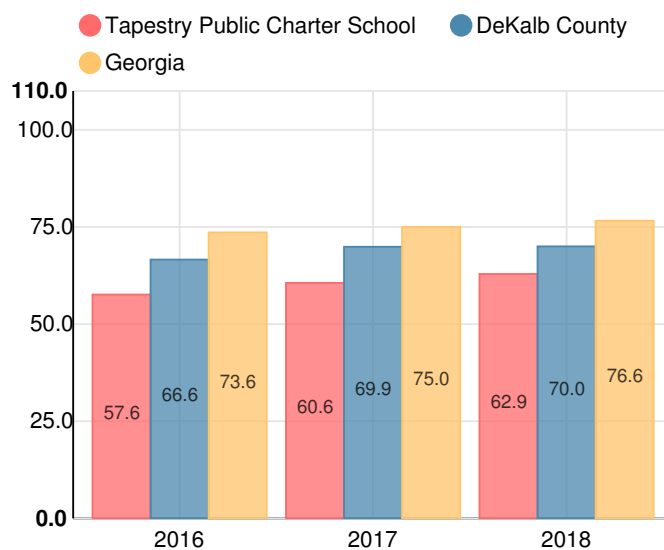
School Wide

D
62.9

Year	Tapestry Public Charter School
2018	D
2017	D
2016	F
2015	D

Grade conversion	
A	90 - 100
B	80 - 89.9
C	70 - 79.9
D	60 - 69.9
F	0 - 59.9

CCRPI Single Score



Student Mobility Rate

8.8%

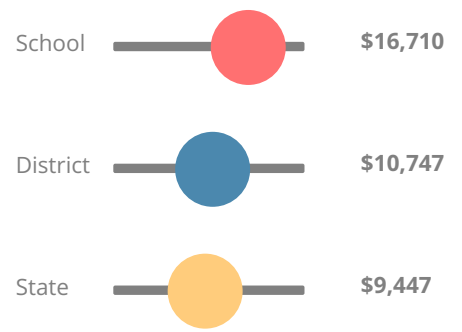
School Climate Star Rating



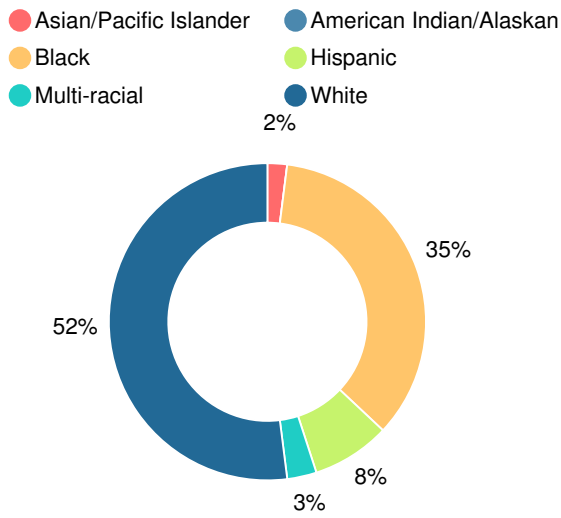
Financial Efficiency Star Rating



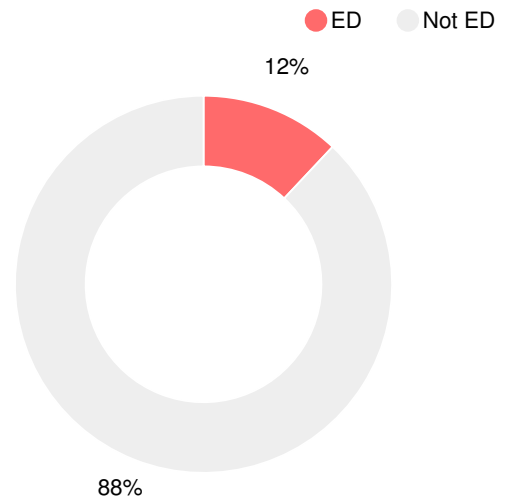
Per Pupil Expenditures



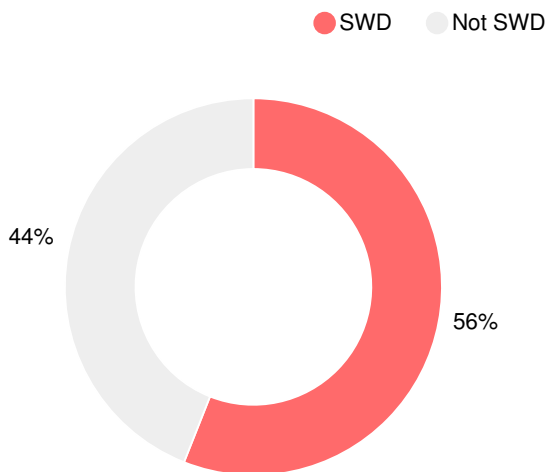
Race/Ethnicity



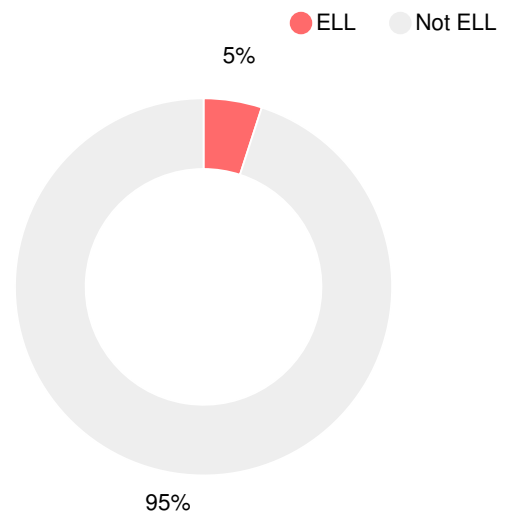
Economically Disadvantaged (ED)



Students with Disability (SWD)



English Language Learners (ELL)



Middle School

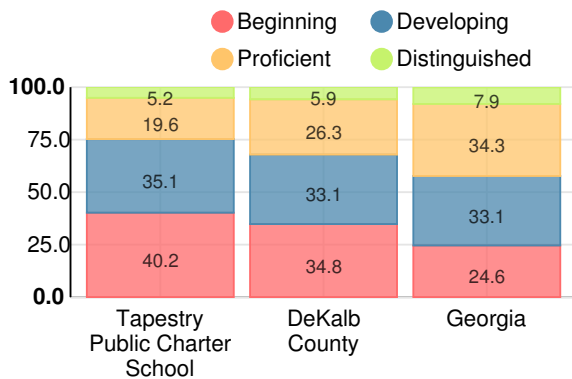
CCRPI Score

Tapestry Public Charter School

Indicator	2018
Content Mastery	42.2
Progress	69.0
Closing Gaps	54.2
Readiness	78.5
CCRPI Score	60.6

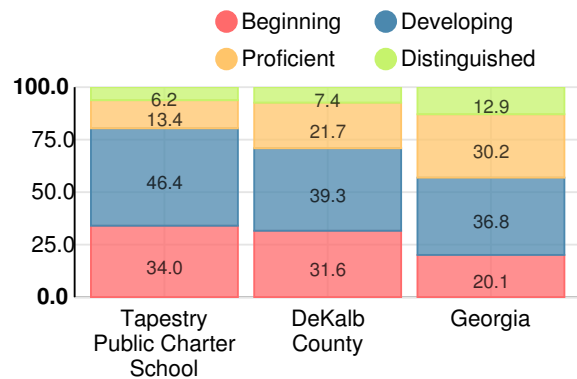
English

Percent of students scoring in each performance level on 2018 Georgia Milestones for middle school grades



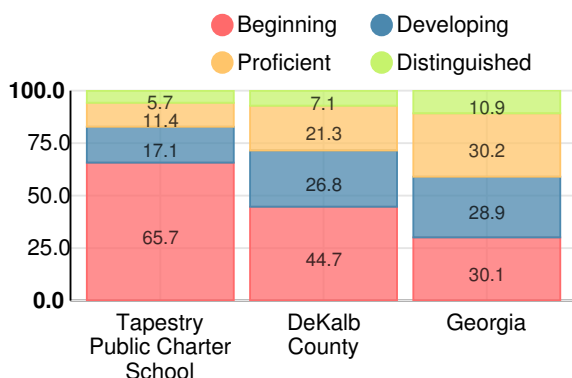
Mathematics

Percent of students scoring in each performance level on 2018 Georgia Milestones for middle school grades



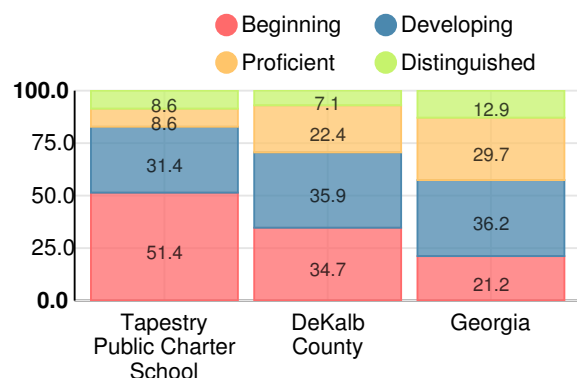
Science

Percent of students scoring in each performance level on 2018 Georgia Milestones for middle school grades



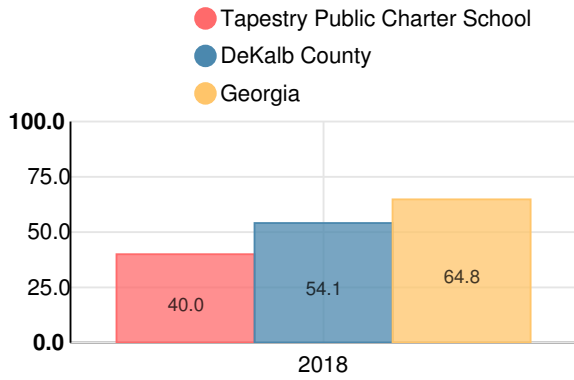
Social Studies

Percent of students scoring in each performance level on 2018 Georgia Milestones for middle school grades



Reading at or above the Grade Level Target (8th Grade)

Percent of students in grade 8 achieving Lexile measure greater than 1097



High School

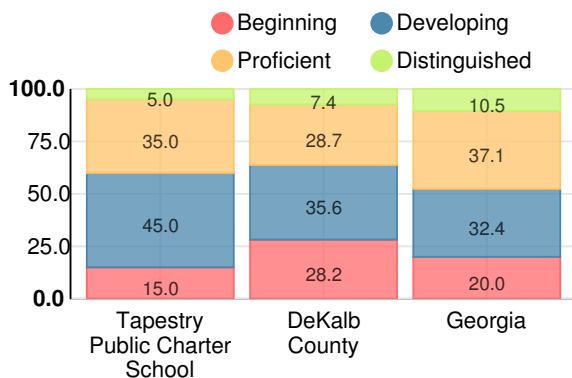
CCRPI Score

Tapestry Public Charter School

Indicator	2018
Content Mastery	50.7
Progress	86.4
Closing Gaps	36.4
Readiness	72.3
Graduation Rate	n/a
CCRPI Score	65.4

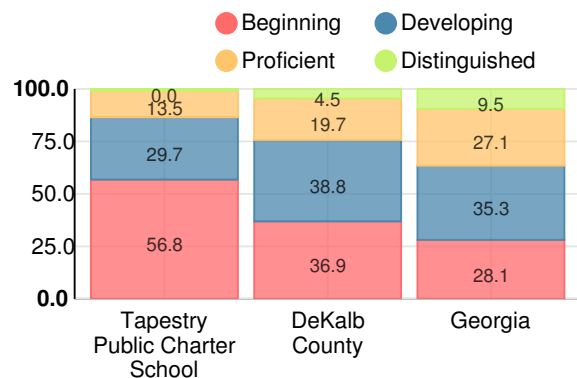
American Literature & Composition

Percent of students scoring in each performance level on 2018 Georgia Milestones



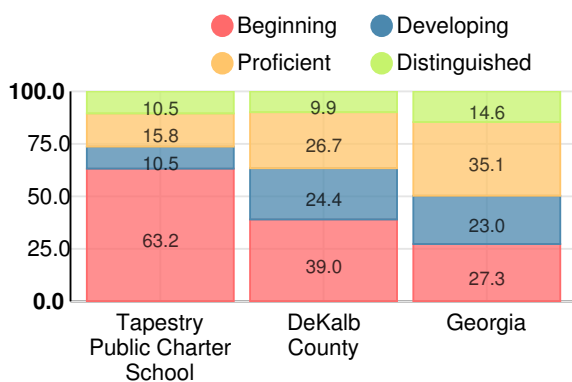
Coordinate Algebra/Algebra I

Percent of students scoring in each performance level on 2018 Georgia Milestones



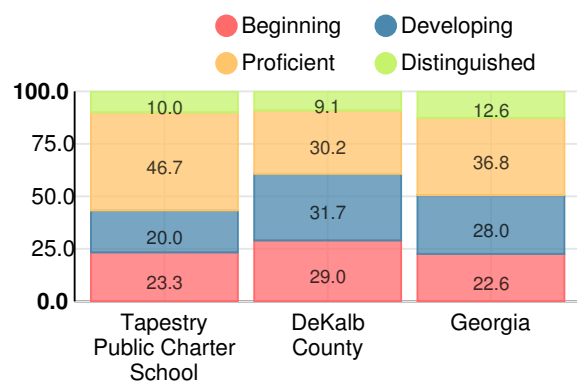
Biology

Percent of students scoring in each performance level on 2018 Georgia Milestones



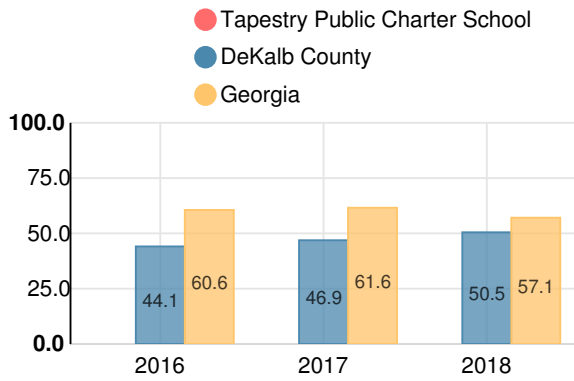
US History

Percent of students scoring in each performance level on 2018 Georgia Milestones



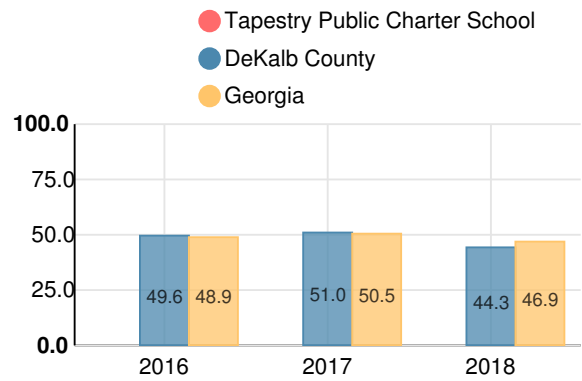
College & Career Readiness

Percent of 12th grade students who are college and career ready

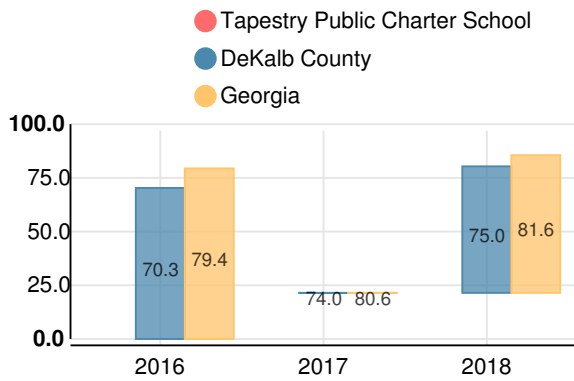


Accelerated Course Taking

Percent of high school graduates earning high school credit for accelerated enrollment



Four-Year Graduation Rate



College Enrollment Rate

