


# Johnson Elementary School

 1839 Morrison Camp Ground Rd NE, Rome, GA 30161

 (706)236-1830

 Grades: K-5

 Enrollment: 502 students

Note: For information on educator qualifications and other federal reporting requirements, [click here](#). Discipline data are available in the [K-12 Student Discipline Dashboard](#).

### Performance Snapshot

- Johnson Elementary School's **overall performance is higher than 89% of schools in the state** and is higher than its district.
- Its students' **academic growth is higher than 64% of schools in the state** and higher than its district.
- **62.0% of its 3rd grade students are reading at or above the grade level target.**
- Johnson Elementary School is **Beating the Odds**, meaning that it performs better than similar schools.

## School Wide

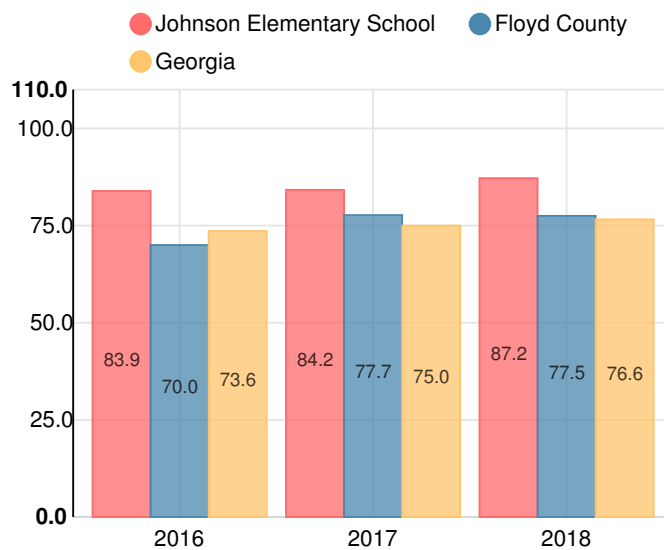
# B

## 87.2

Year	Johnson Elementary School
2018	B
2017	B
2016	B
2015	C
2014	B

Grade conversion	
A	90 - 100
B	80 - 89.9
C	70 - 79.9
D	60 - 69.9
F	0 - 59.9

### CCRPI Single Score



Student Mobility Rate

9.0%

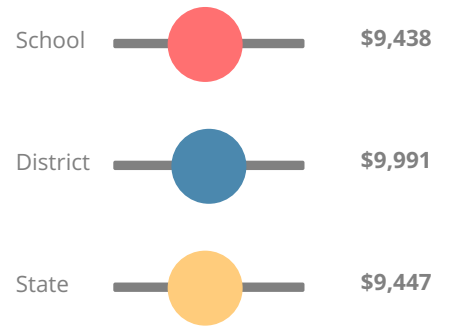
School Climate Star Rating



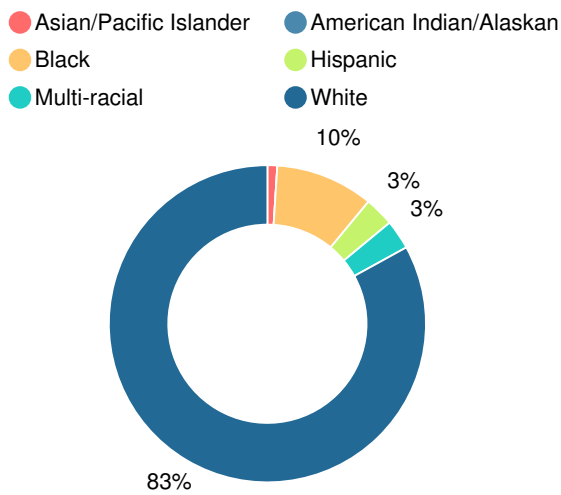
Financial Efficiency Star Rating



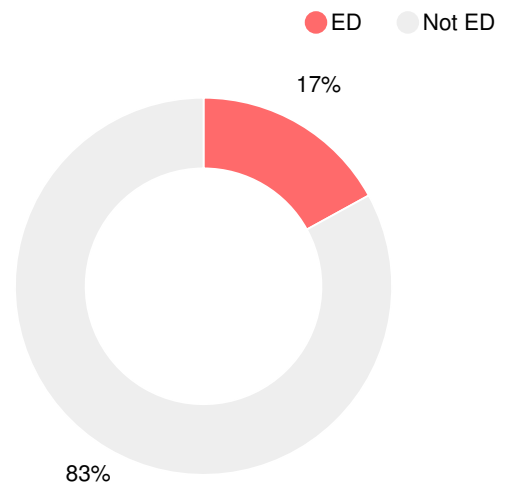
Per Pupil Expenditures



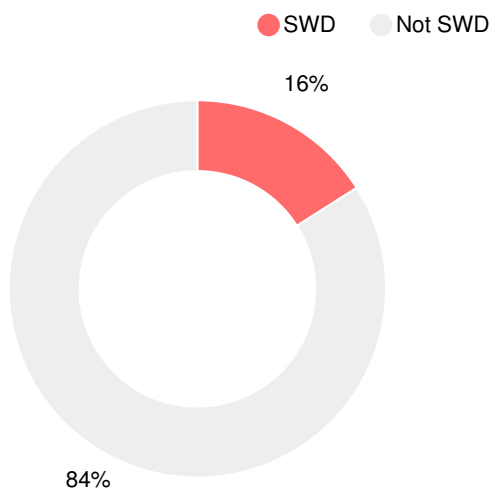
Race/Ethnicity



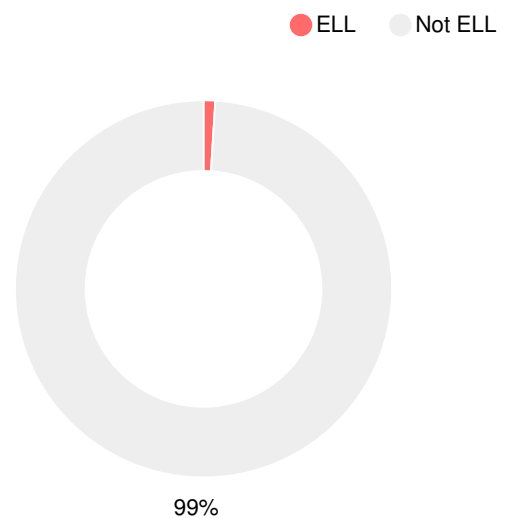
Economically Disadvantaged (ED)



Students with Disability (SWD)



English Language Learners (ELL)



# Elementary

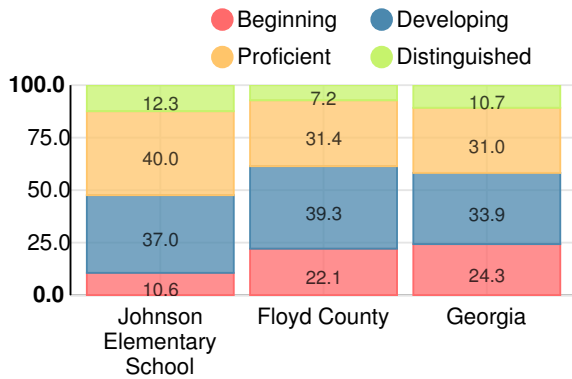
## CCRPI Score

### Johnson Elementary School

Indicator	2018
Content Mastery	80.6
Progress	87.2
Closing Gaps	100.0
Readiness	87.3
<b>CCRPI Score</b>	<b>87.2</b>

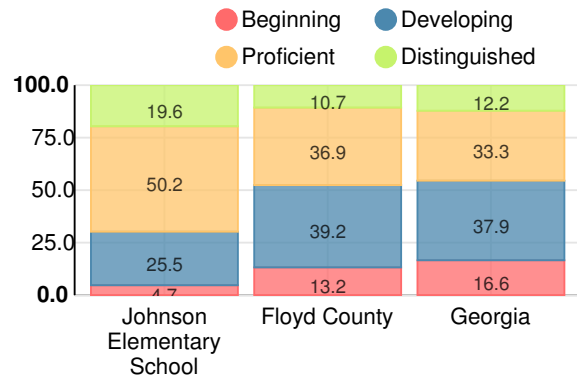
### English

Percent of students scoring in each performance level on 2018 Georgia Milestones for elementary grades



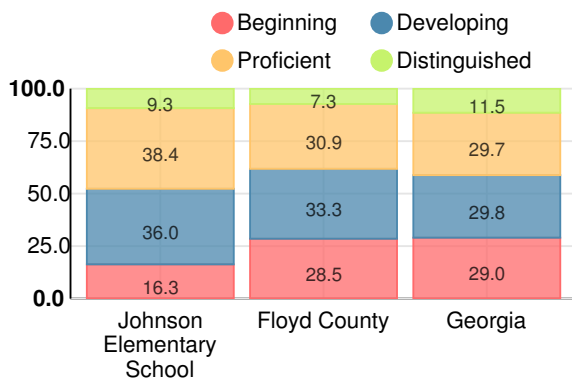
### Mathematics

Percent of students scoring in each performance level on 2018 Georgia Milestones for elementary grades



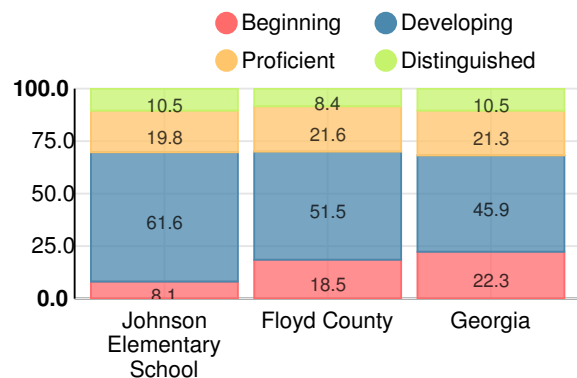
### Science

Percent of students scoring in each performance level on 2018 Georgia Milestones for elementary grades



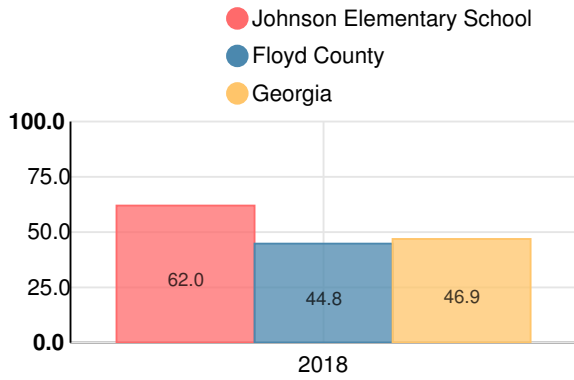
### Social Studies

Percent of students scoring in each performance level on 2018 Georgia Milestones for elementary grades



**Reading at or above the Grade Level Target (3rd Grade)**

Percent of students in grade 3 achieving Lexile measure equal to or greater than 670



**Reading at or above the Grade Level Target (5th Grade)**

Percent of students in grade 5 achieving Lexile measure equal to or greater than 920

