



# Chattahoochee Hills Charter School

 9670 Rivertown Rd, Chattahoochee Hills, GA 30213

 (678)466-7285

 Grades: K-8

 Enrollment: 468 students

Note: For information on educator qualifications and other federal reporting requirements, [click here](#). Discipline data are available in the [K-12 Student Discipline Dashboard](#).

## Performance Snapshot

- Chattahoochee Hills Charter School's **overall performance is higher than 12% of schools in the state** and is lower than its district.
- Its elementary students' **academic growth is higher than 1% of elementary schools in the state** and lower than its district.
- Its middle school students' **academic growth is higher than 10% of middle schools in the state** and lower than its district.
- **45.3% of its 3rd grade students are reading at or above the grade level target.**
- **64.5% of its 8th grade students are reading at or above the grade level target.**

## School Wide

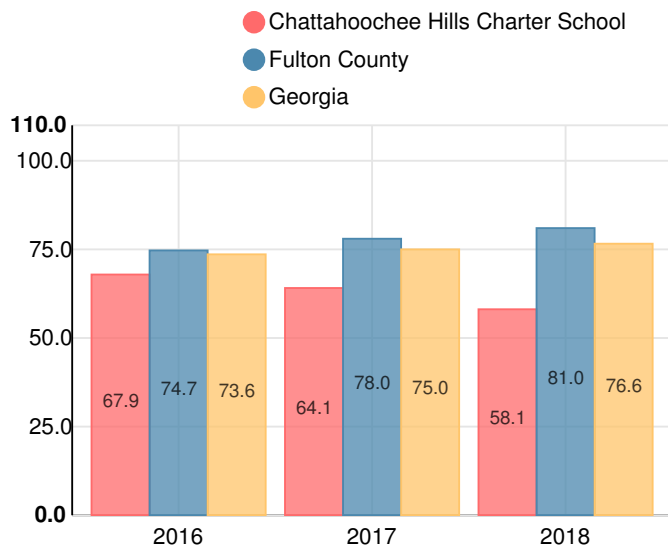
**F**

**58.1**

Year	Chattahoochee Hills Charter School
2018	F
2017	D
2016	D
2015	D

Grade conversion	
A	90 - 100
B	80 - 89.9
C	70 - 79.9
D	60 - 69.9
F	0 - 59.9

## CCRPI Single Score



Student Mobility Rate

15.5%

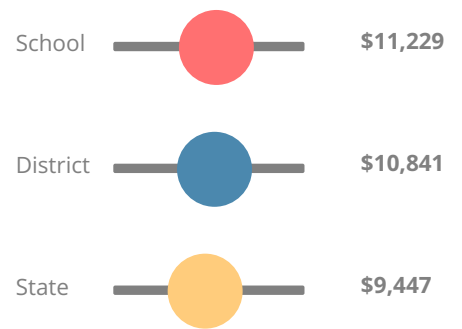
School Climate Star Rating



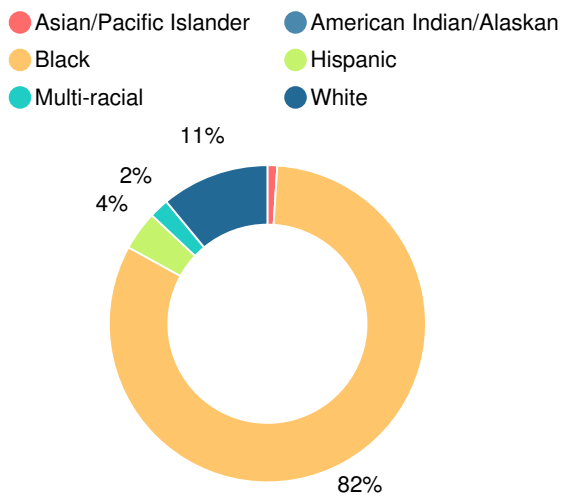
Financial Efficiency Star Rating



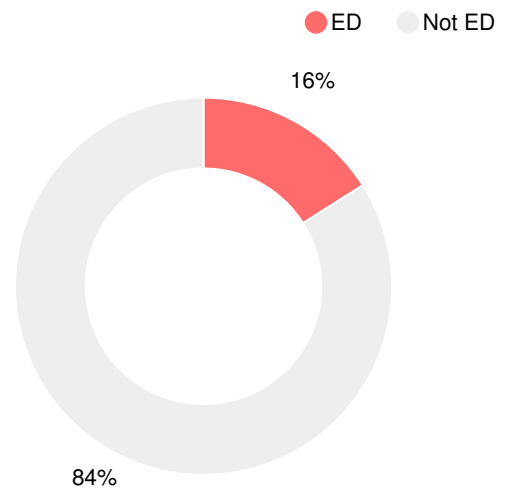
Per Pupil Expenditures



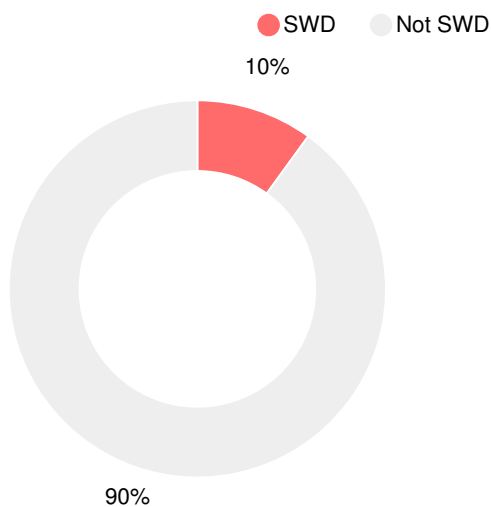
Race/Ethnicity



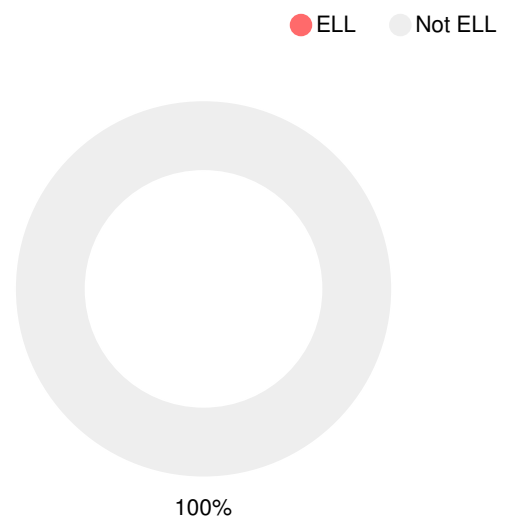
Economically Disadvantaged (ED)



Students with Disability (SWD)



English Language Learners (ELL)



# Elementary

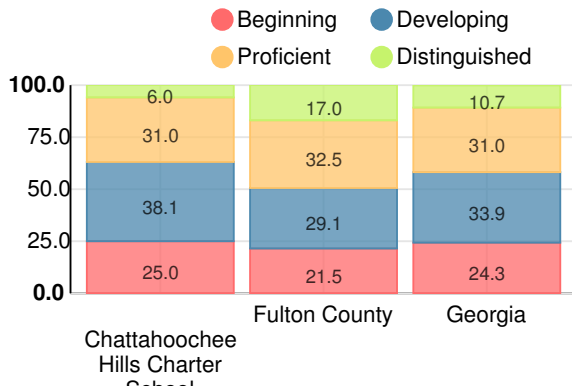
## CCRPI Score

### Chattahoochee Hills Charter School

Indicator	2018
Content Mastery	54.0
Progress	57.0
Closing Gaps	43.8
Readiness	80.0
<b>CCRPI Score</b>	<b>58.7</b>

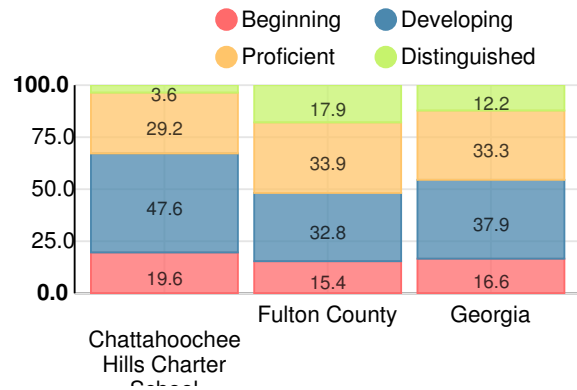
### English

Percent of students scoring in each performance level on 2018 Georgia Milestones for elementary grades



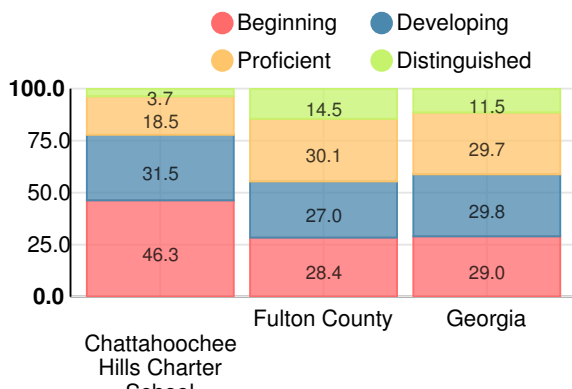
### Mathematics

Percent of students scoring in each performance level on 2018 Georgia Milestones for elementary grades



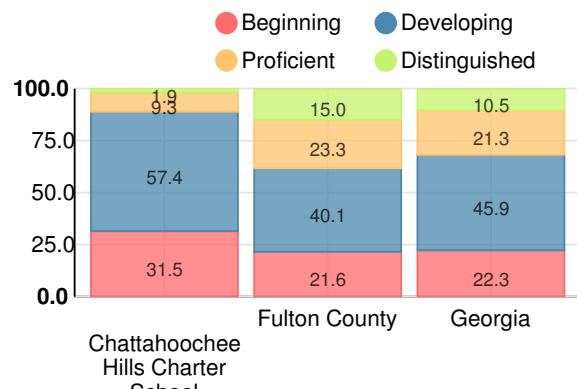
### Science

Percent of students scoring in each performance level on 2018 Georgia Milestones for elementary grades



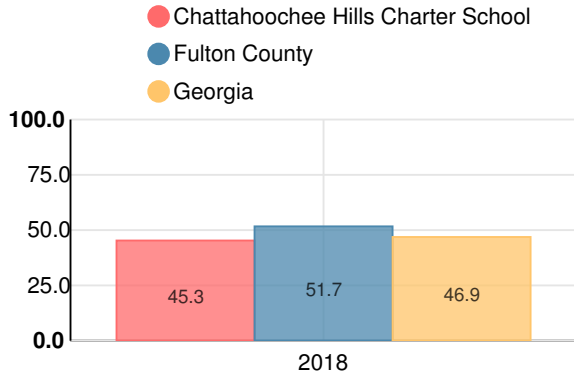
### Social Studies

Percent of students scoring in each performance level on 2018 Georgia Milestones for elementary grades



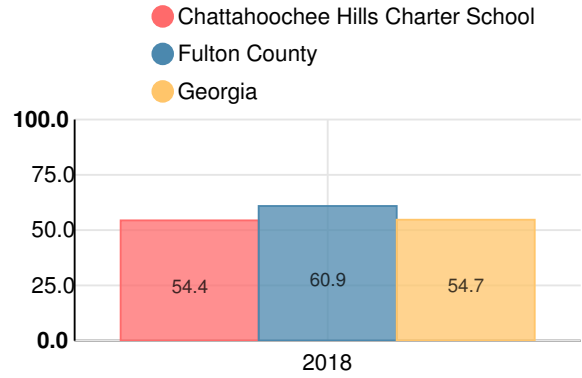
**Reading at or above the Grade Level Target (3rd Grade)**

Percent of students in grade 3 achieving Lexile measure equal to or greater than 670



**Reading at or above the Grade Level Target (5th Grade)**

Percent of students in grade 5 achieving Lexile measure equal to or greater than 920



## Middle School

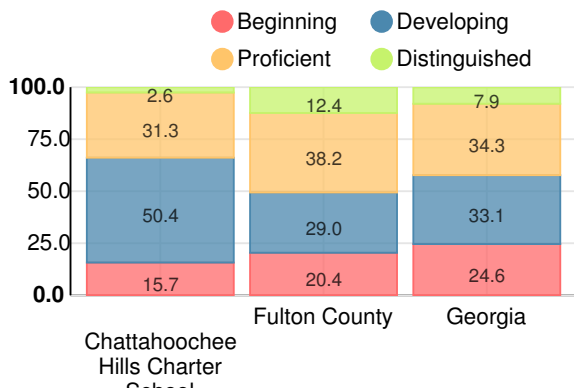
### CCRPI Score

#### Chattahoochee Hills Charter School

Indicator	2018
Content Mastery	51.8
Progress	68.1
Closing Gaps	0.0
Readiness	83.9
<b>CCRPI Score</b>	<b>56.2</b>

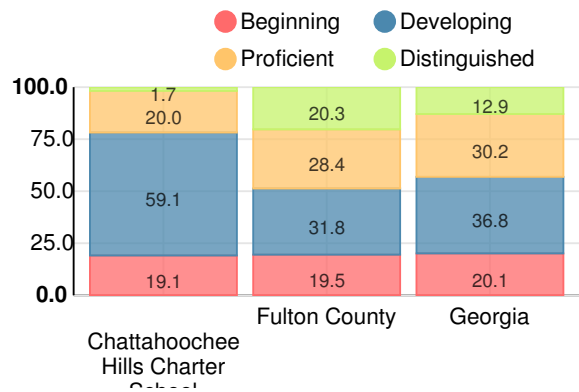
### English

Percent of students scoring in each performance level on 2018 Georgia Milestones for middle school grades



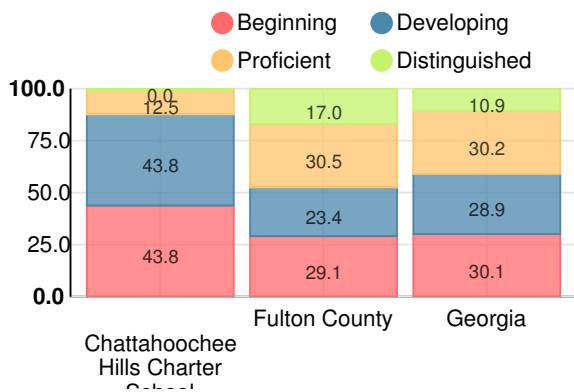
### Mathematics

Percent of students scoring in each performance level on 2018 Georgia Milestones for middle school grades



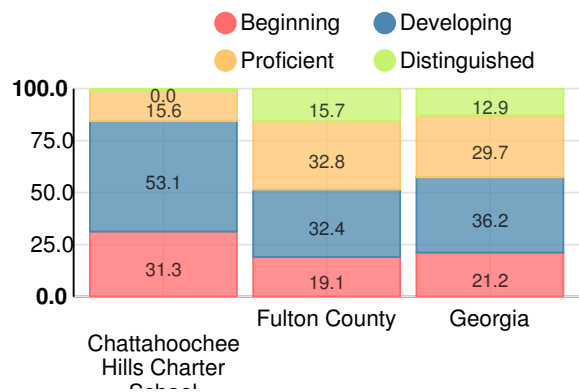
### Science

Percent of students scoring in each performance level on 2018 Georgia Milestones for middle school grades



### Social Studies

Percent of students scoring in each performance level on 2018 Georgia Milestones for middle school grades



### Reading at or above the Grade Level Target (8th Grade)

Percent of students in grade 8 achieving Lexile measure greater than 1097

