


# Manning Oaks Elementary School

 405 Cumming St, Alpharetta, GA 30004

 (470)254-2912

 Grades: K-5

 Enrollment: 837 students

Note: For information on educator qualifications and other federal reporting requirements, [click here](#). Discipline data are available in the [K-12 Student Discipline Dashboard](#).

### Performance Snapshot

- Manning Oaks Elementary School 's **overall performance is higher than 73% of schools in the state** and is similar to its district.
- Its students' **academic growth is higher than 52% of schools in the state** and similar to its district.
- **53.1% of its 3rd grade students are reading at or above the grade level target.**

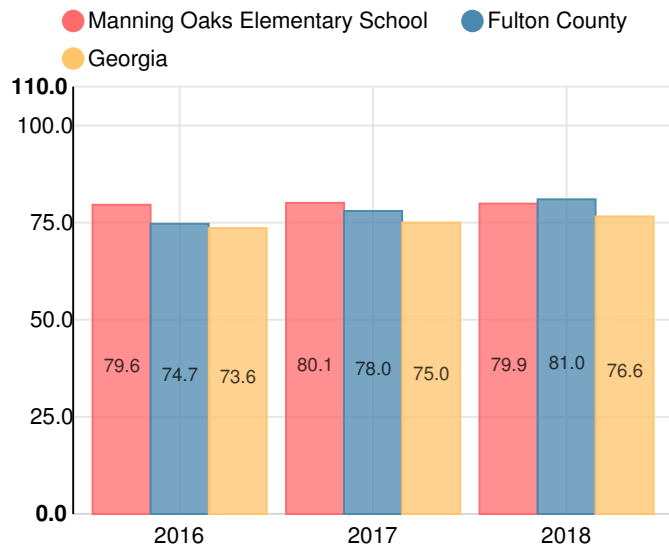
## School Wide

**C**  
**79.9**

Year	Manning Oaks Elementary School
2018	C
2017	B
2016	C
2015	B
2014	B

Grade conversion	
A	90 - 100
B	80 - 89.9
C	70 - 79.9
D	60 - 69.9
F	0 - 59.9

### CCRPI Single Score



Student Mobility Rate

28.1%

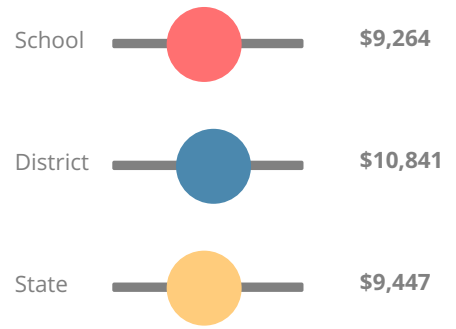
School Climate Star Rating



Financial Efficiency Star Rating

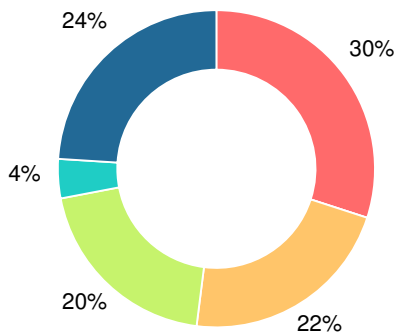


Per Pupil Expenditures



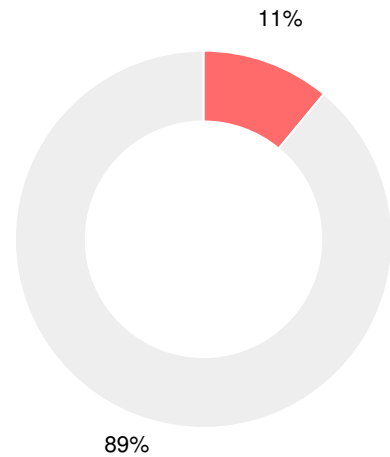
Race/Ethnicity

- Asian/Pacific Islander
- American Indian/Alaskan
- Black
- Hispanic
- Multi-racial
- White



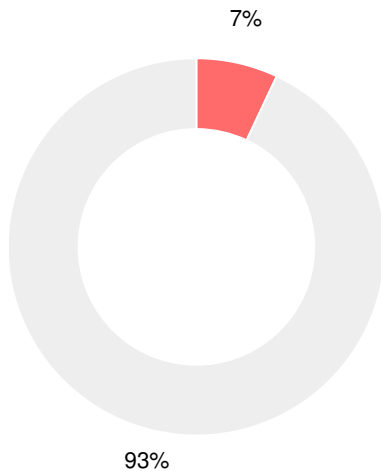
Economically Disadvantaged (ED)

- ED
- Not ED



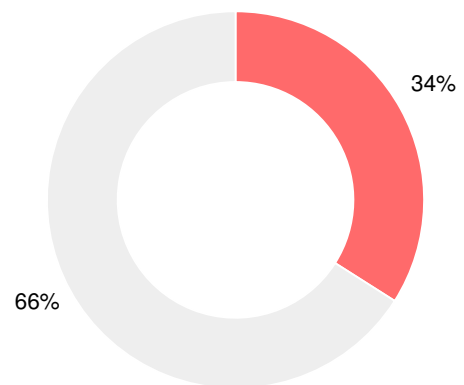
Students with Disability (SWD)

- SWD
- Not SWD



English Language Learners (ELL)

- ELL
- Not ELL



# Elementary

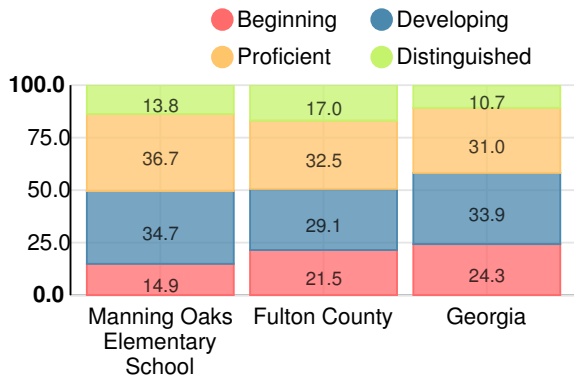
## CCRPI Score

### Manning Oaks Elementary School

Indicator	2018
Content Mastery	75.5
Progress	83.5
Closing Gaps	75.0
Readiness	83.9
<b>CCRPI Score</b>	<b>79.9</b>

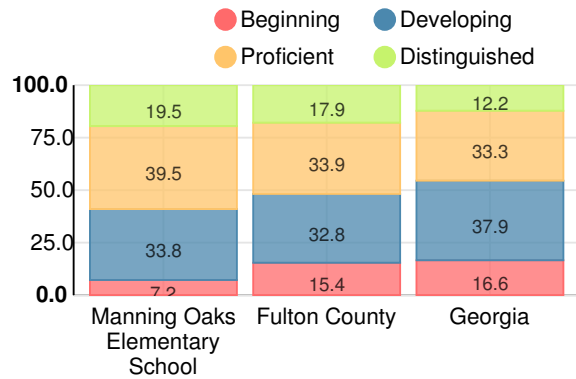
### English

Percent of students scoring in each performance level on 2018 Georgia Milestones for elementary grades



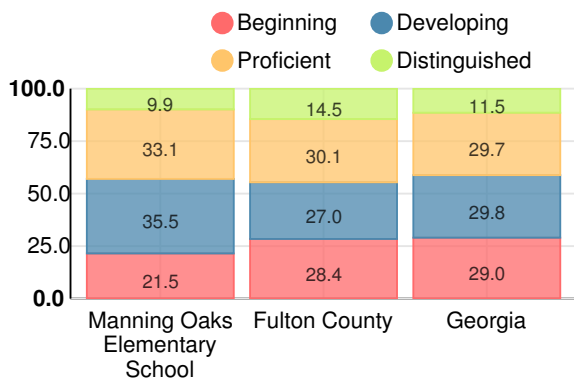
### Mathematics

Percent of students scoring in each performance level on 2018 Georgia Milestones for elementary grades



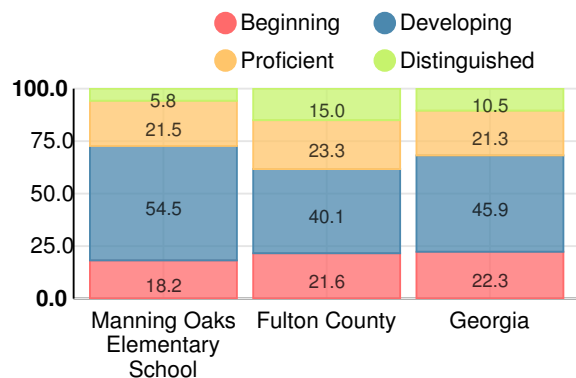
### Science

Percent of students scoring in each performance level on 2018 Georgia Milestones for elementary grades



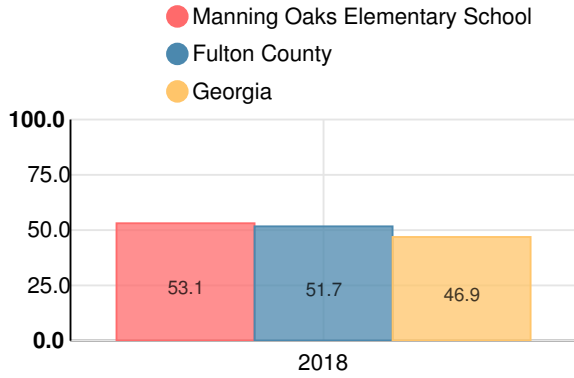
### Social Studies

Percent of students scoring in each performance level on 2018 Georgia Milestones for elementary grades



### Reading at or above the Grade Level Target (3rd Grade)

Percent of students in grade 3 achieving Lexile measure equal to or greater than 670



### Reading at or above the Grade Level Target (5th Grade)

Percent of students in grade 5 achieving Lexile measure equal to or greater than 920

