



Rock Springs Elementary School

 888 Rock Springs Rd, Lawrenceville, GA 30043

 (770)932-7474

 Grades: K-5

 Enrollment: 811 students

Note: For information on educator qualifications and other federal reporting requirements, [click here](#). Discipline data are available in the [K-12 Student Discipline Dashboard](#).

Performance Snapshot

- Rock Springs Elementary School's **overall performance is higher than 84% of schools in the state** and is similar to its district.
- Its students' **academic growth is higher than 81% of schools in the state** and similar to its district.
- **50.3% of its 3rd grade students are reading at or above the grade level target.**
- Rock Springs Elementary School is **Beating the Odds**, meaning that it performs better than similar schools.

School Wide

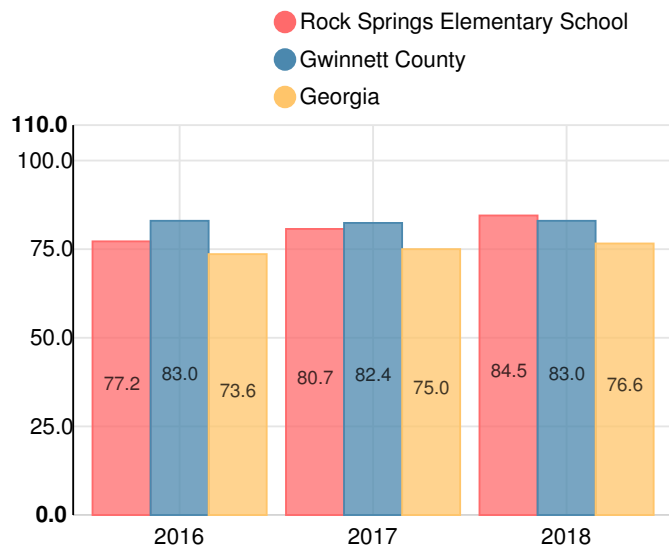
B

84.5

Year	Rock Springs Elementary School
2018	B
2017	B
2016	C
2015	B
2014	B

Grade conversion	
A	90 - 100
B	80 - 89.9
C	70 - 79.9
D	60 - 69.9
F	0 - 59.9

CCRPI Single Score



Student Mobility Rate

21.2%

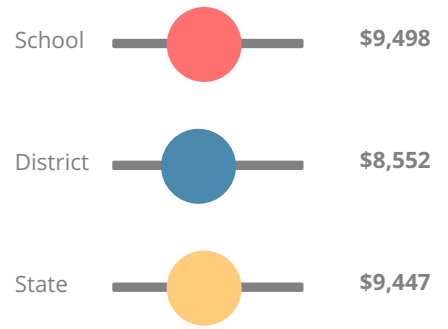
School Climate Star Rating



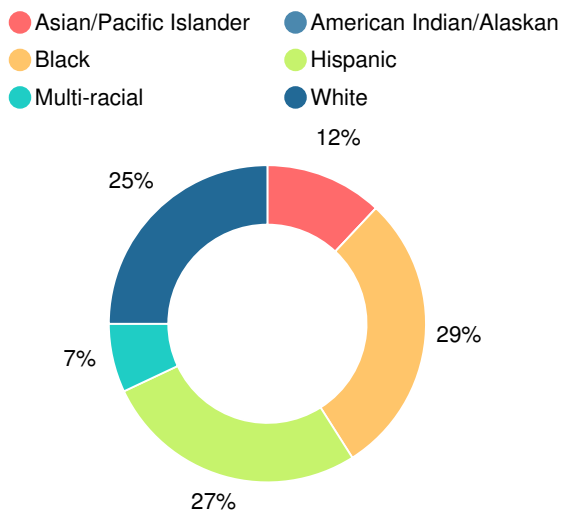
Financial Efficiency Star Rating



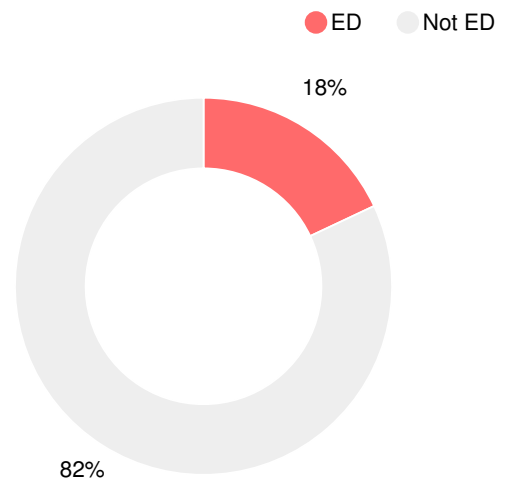
Per Pupil Expenditures



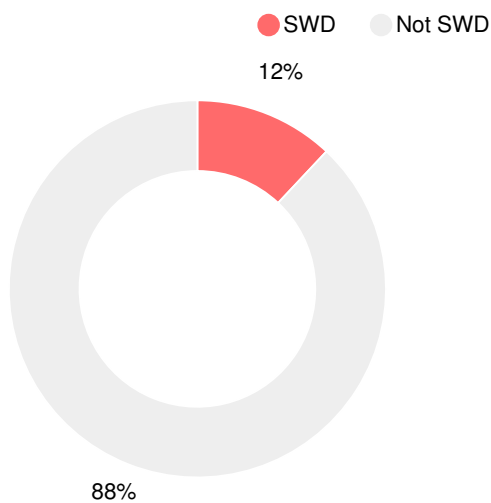
Race/Ethnicity



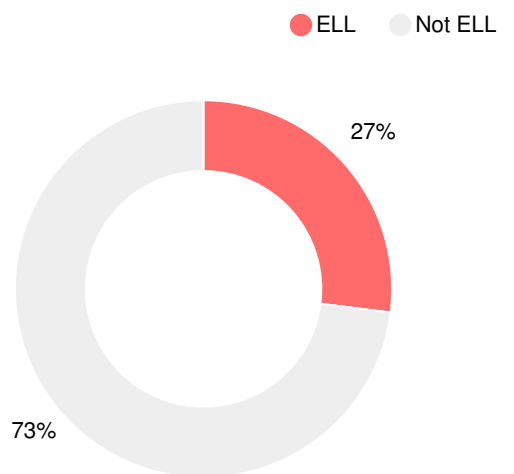
Economically Disadvantaged (ED)



Students with Disability (SWD)



English Language Learners (ELL)



Elementary

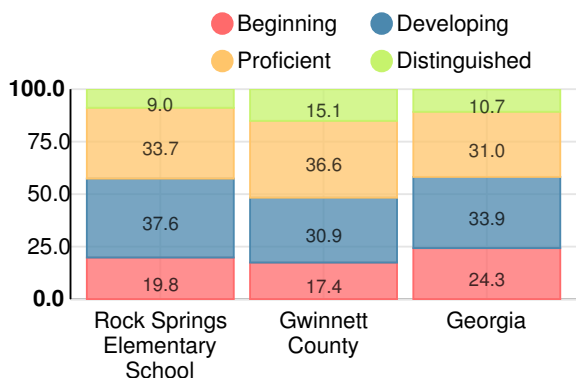
CCRPI Score

Rock Springs Elementary School

Indicator	2018
Content Mastery	74.7
Progress	92.0
Closing Gaps	89.1
Readiness	82.4
CCRPI Score	84.5

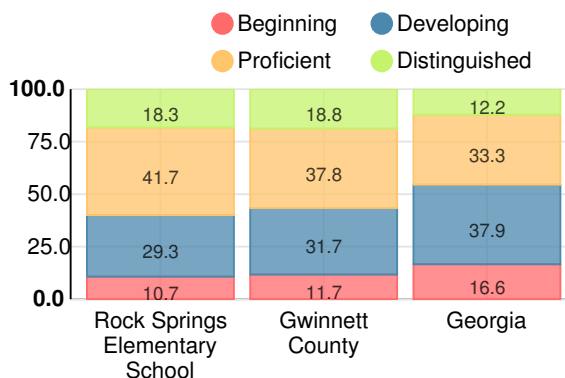
English

Percent of students scoring in each performance level on 2018 Georgia Milestones for elementary grades



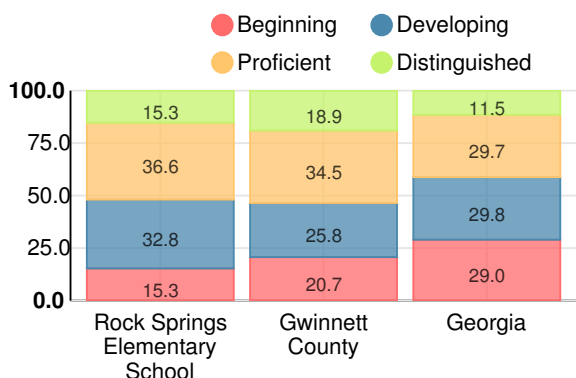
Mathematics

Percent of students scoring in each performance level on 2018 Georgia Milestones for elementary grades



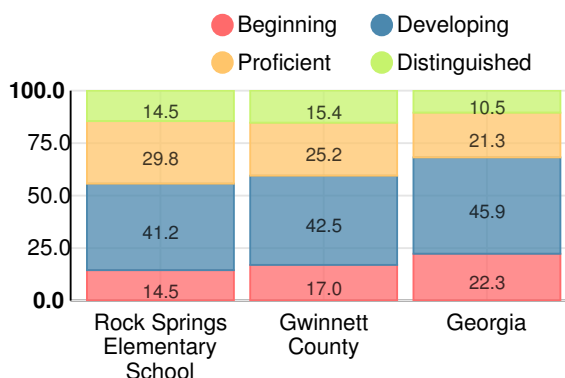
Science

Percent of students scoring in each performance level on 2018 Georgia Milestones for elementary grades



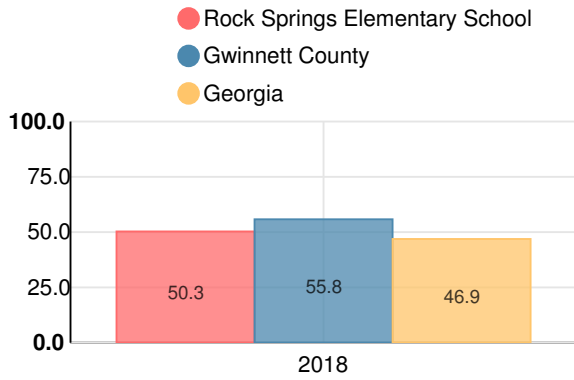
Social Studies

Percent of students scoring in each performance level on 2018 Georgia Milestones for elementary grades



**Reading at or above the Grade Level Target
(3rd Grade)**

Percent of students in grade 3 achieving Lexile measure equal to or greater than 670



**Reading at or above the Grade Level Target
(5th Grade)**

Percent of students in grade 5 achieving Lexile measure equal to or greater than 920

