



Harbins Elementary School

 3550 New Hope Rd, Dacula, GA 30019

 (770)682-4270

 Grades: K-5

 Enrollment: 1237 students

Note: For information on educator qualifications and other federal reporting requirements, [click here](#). Discipline data are available in the [K-12 Student Discipline Dashboard](#).

Performance Snapshot

- Harbins Elementary School's **overall performance is higher than 94% of schools in the state** and is higher than its district.
- Its students' **academic growth is higher than 93% of schools in the state** and higher than its district.
- **63.4% of its 3rd grade students are reading at or above the grade level target.**
- Harbins Elementary School is **Beating the Odds**, meaning that it performs better than similar schools.

School Wide

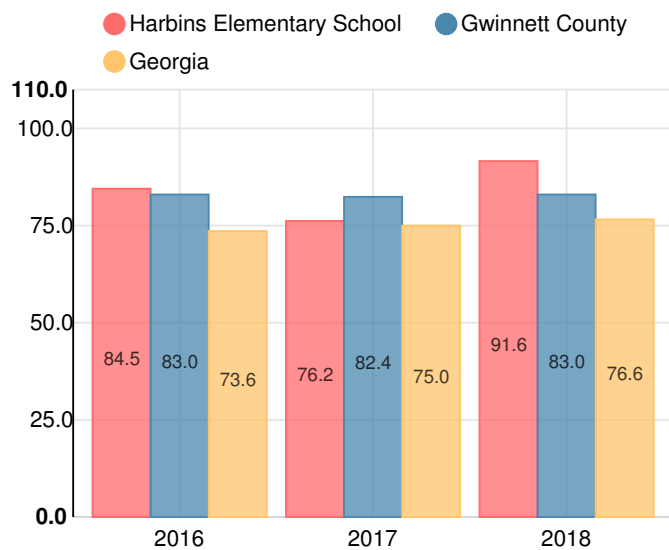
A

91.6

Year	Harbins Elementary School
2018	A
2017	C
2016	B
2015	B
2014	B

Grade conversion	
A	90 - 100
B	80 - 89.9
C	70 - 79.9
D	60 - 69.9
F	0 - 59.9

CCRPI Single Score



Student Mobility Rate

10.7%

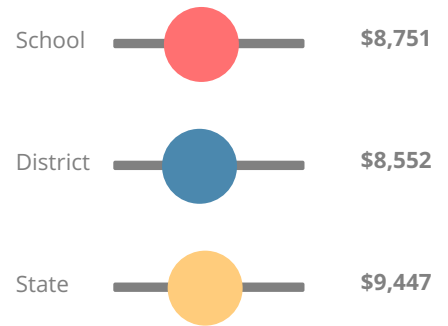
School Climate Star Rating



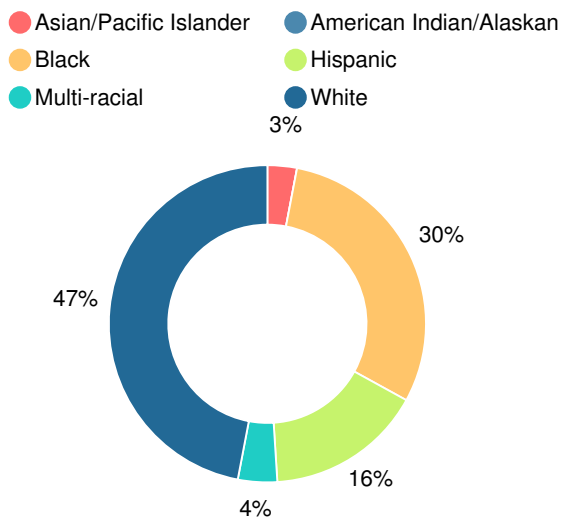
Financial Efficiency Star Rating



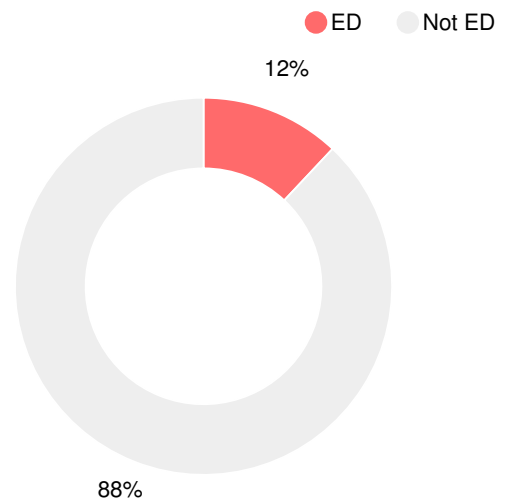
Per Pupil Expenditures



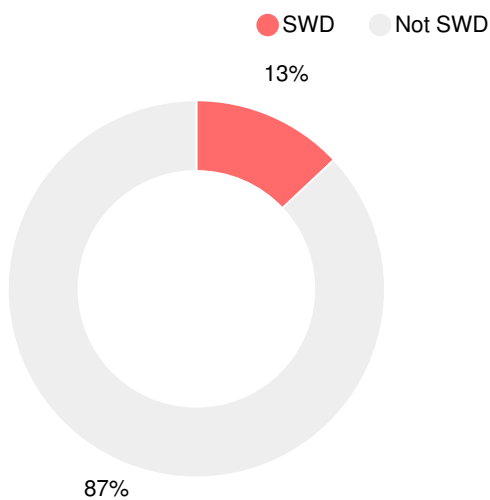
Race/Ethnicity



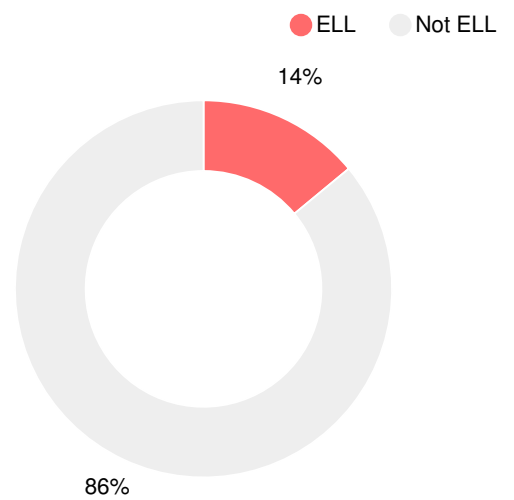
Economically Disadvantaged (ED)



Students with Disability (SWD)



English Language Learners (ELL)



Elementary

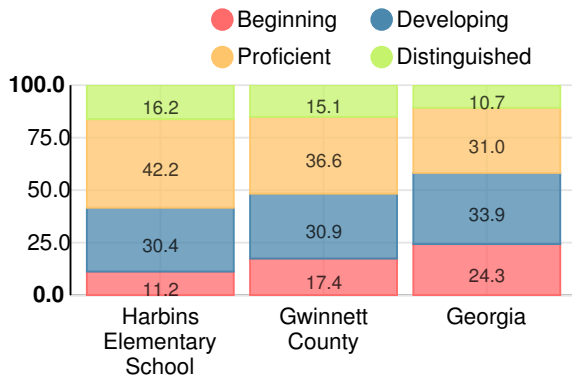
CCRPI Score

Harbins Elementary School

Indicator	2018
Content Mastery	84.2
Progress	96.8
Closing Gaps	100.0
Readiness	87.5
CCRPI Score	91.6

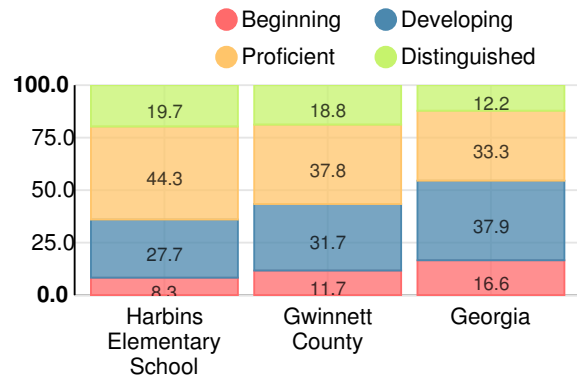
English

Percent of students scoring in each performance level on 2018 Georgia Milestones for elementary grades



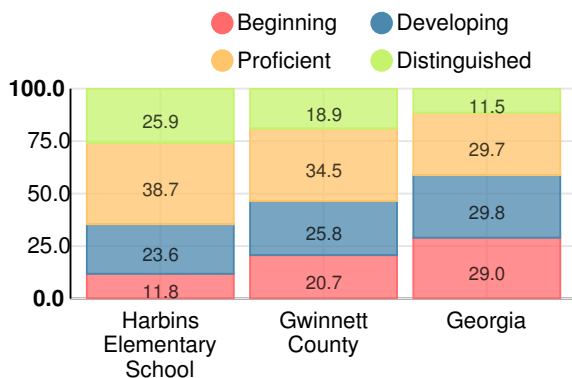
Mathematics

Percent of students scoring in each performance level on 2018 Georgia Milestones for elementary grades



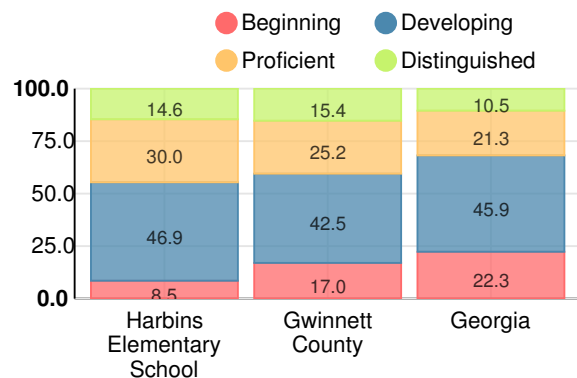
Science

Percent of students scoring in each performance level on 2018 Georgia Milestones for elementary grades



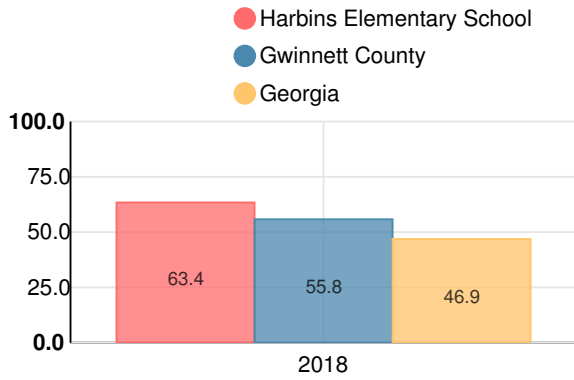
Social Studies

Percent of students scoring in each performance level on 2018 Georgia Milestones for elementary grades



Reading at or above the Grade Level Target (3rd Grade)

Percent of students in grade 3 achieving Lexile measure equal to or greater than 670



Reading at or above the Grade Level Target (5th Grade)

Percent of students in grade 5 achieving Lexile measure equal to or greater than 920

