


Freeman's Mill Elementary School

 2303 Old Peachtree Rd, Lawrenceville, GA 30043

 (678)377-8955

 Grades: K-5

 Enrollment: 856 students

Note: For information on educator qualifications and other federal reporting requirements, [click here](#). Discipline data are available in the [K-12 Student Discipline Dashboard](#).

Performance Snapshot

- Freeman's Mill Elementary School's **overall performance is higher than 78% of schools in the state** and is similar to its district.
- Its students' **academic growth is higher than 53% of schools in the state** and lower than its district.
- **72.3% of its 3rd grade students are reading at or above the grade level target.**

School Wide

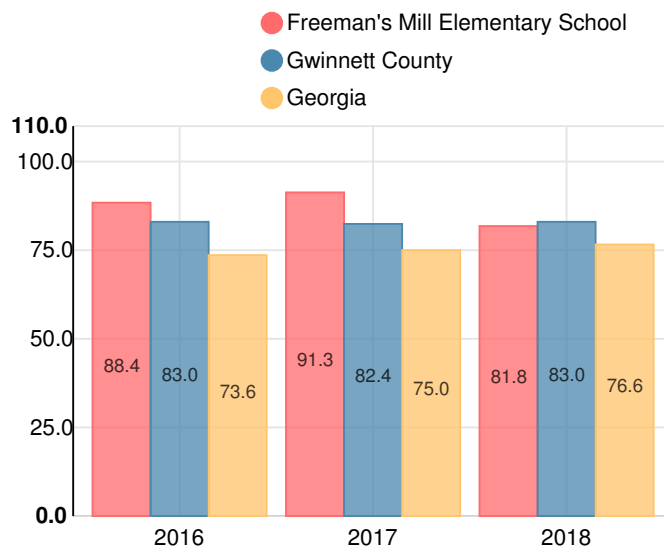
B

81.8

Year	Freeman's Mill Elementary School
2018	B
2017	A
2016	B
2015	B
2014	A

Grade conversion	
A	90 - 100
B	80 - 89.9
C	70 - 79.9
D	60 - 69.9
F	0 - 59.9

CCRPI Single Score



Student Mobility Rate

9.8%

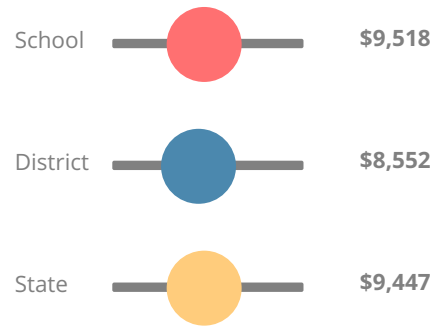
School Climate Star Rating



Financial Efficiency Star Rating

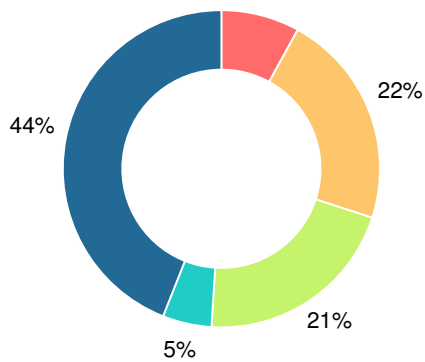


Per Pupil Expenditures

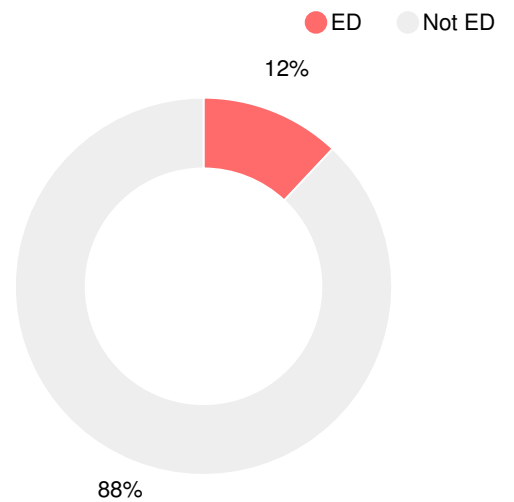


Race/Ethnicity

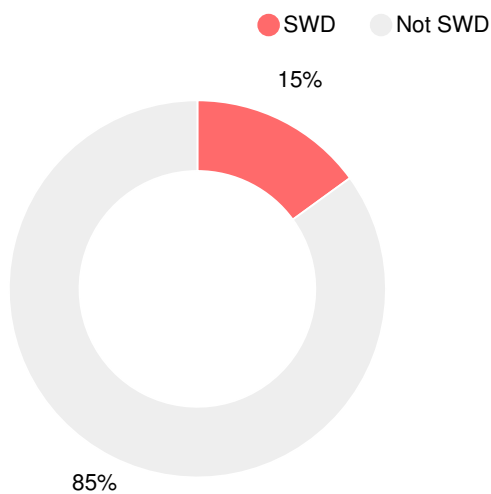
- Asian/Pacific Islander
- American Indian/Alaskan
- Black
- Hispanic
- Multi-racial
- White



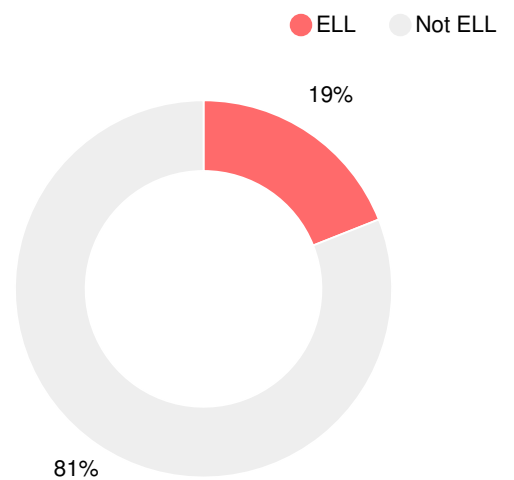
Economically Disadvantaged (ED)



Students with Disability (SWD)



English Language Learners (ELL)



Elementary

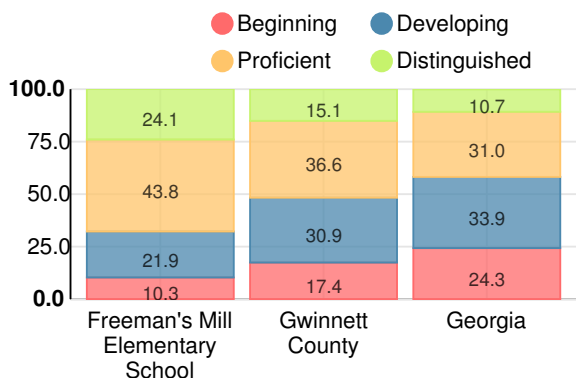
CCRPI Score

Freeman's Mill Elementary School

Indicator	2018
Content Mastery	87.9
Progress	83.8
Closing Gaps	62.5
Readiness	83.8
CCRPI Score	81.8

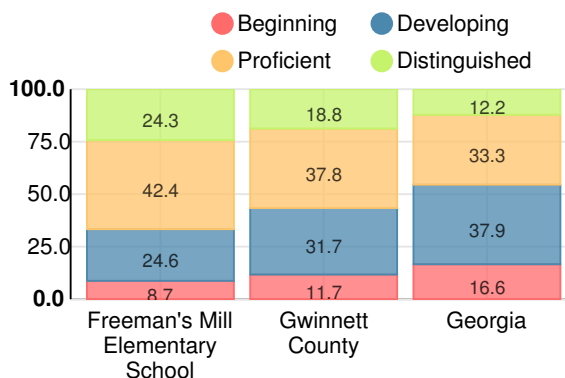
English

Percent of students scoring in each performance level on 2018 Georgia Milestones for elementary grades



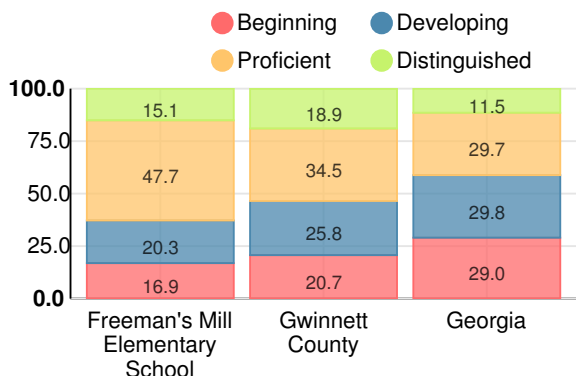
Mathematics

Percent of students scoring in each performance level on 2018 Georgia Milestones for elementary grades



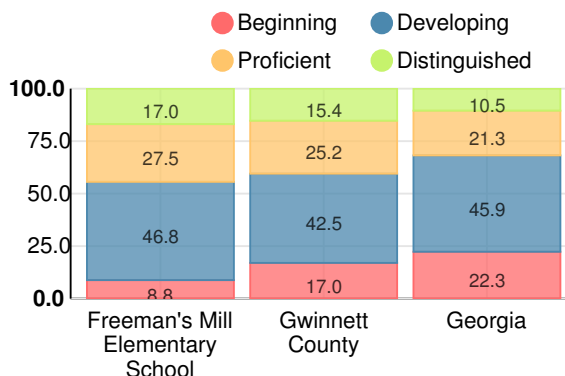
Science

Percent of students scoring in each performance level on 2018 Georgia Milestones for elementary grades



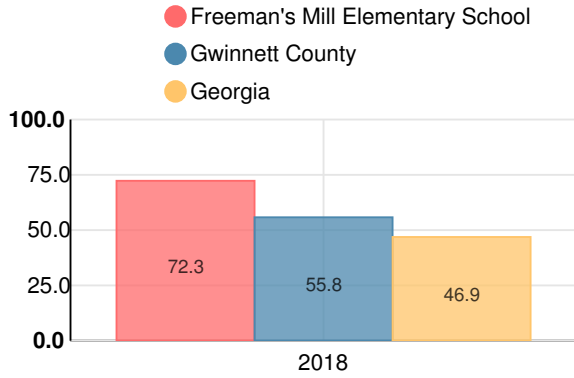
Social Studies

Percent of students scoring in each performance level on 2018 Georgia Milestones for elementary grades



**Reading at or above the Grade Level Target
(3rd Grade)**

Percent of students in grade 3 achieving Lexile measure equal to or greater than 670



**Reading at or above the Grade Level Target
(5th Grade)**

Percent of students in grade 5 achieving Lexile measure equal to or greater than 920

