



# Hopkins Elementary School

 1315 Dickens Rd NW, Lilburn, GA 30047

 (770)564-2661

 Grades: K-5

 Enrollment: 1239 students

Note: For information on educator qualifications and other federal reporting requirements, [click here](#). Discipline data are available in the [K-12 Student Discipline Dashboard](#).

### Performance Snapshot

- Hopkins Elementary School's **overall performance is higher than 73% of schools in the state** and is lower than its district.
- Its students' **academic growth is higher than 91% of schools in the state** and higher than its district.
- **34.9% of its 3rd grade students are reading at or above the grade level target.**
- Hopkins Elementary School is **Beating the Odds**, meaning that it performs better than similar schools.

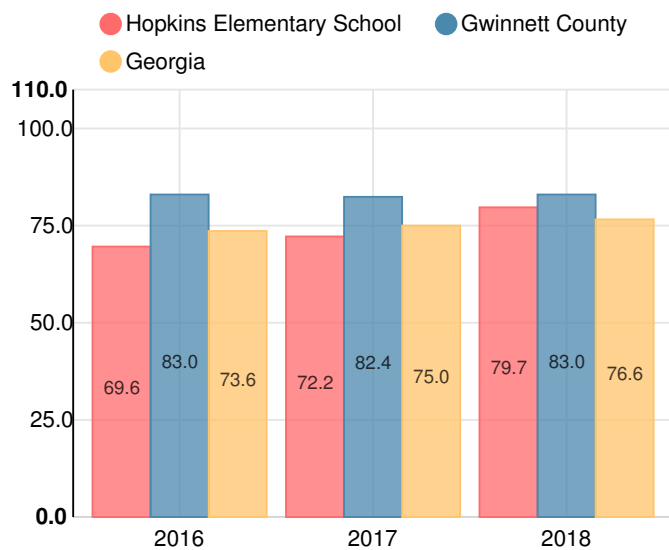
## School Wide

**C**  
**79.7**

Year	Hopkins Elementary School
2018	C
2017	C
2016	D
2015	D
2014	C

Grade conversion	
A	90 - 100
B	80 - 89.9
C	70 - 79.9
D	60 - 69.9
F	0 - 59.9

### CCRPI Single Score



Student Mobility Rate

19.0%

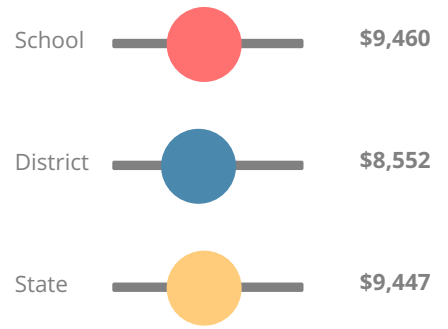
School Climate Star Rating



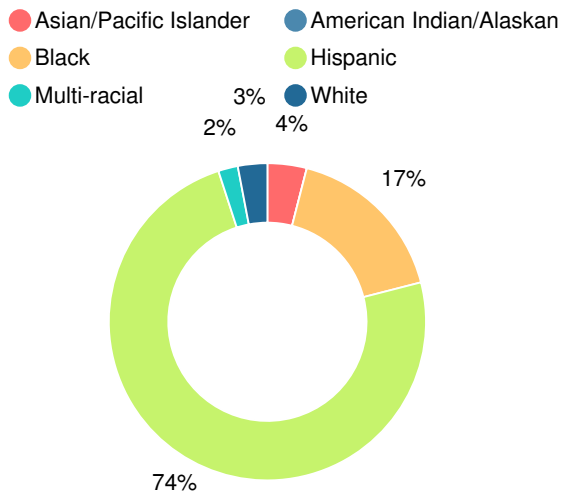
Financial Efficiency Star Rating



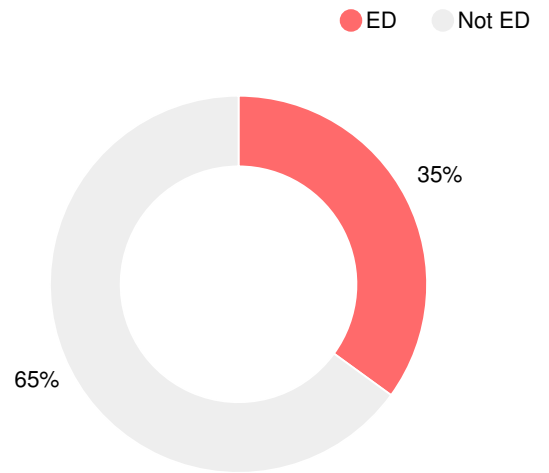
Per Pupil Expenditures



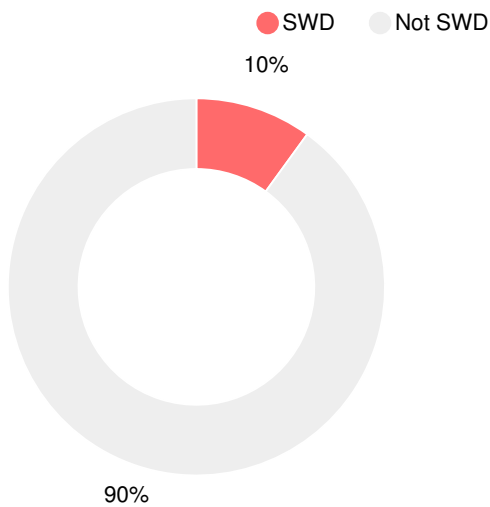
Race/Ethnicity



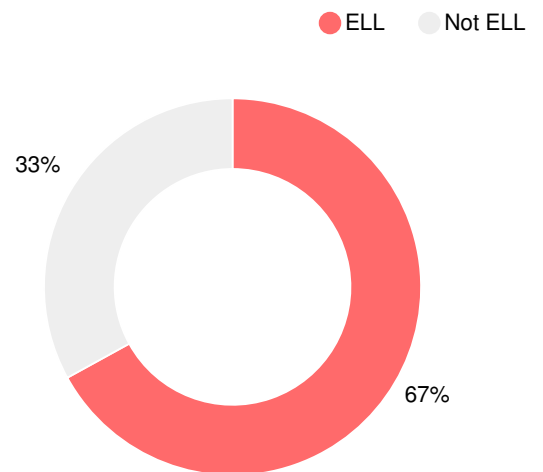
Economically Disadvantaged (ED)



Students with Disability (SWD)



English Language Learners (ELL)



# Elementary

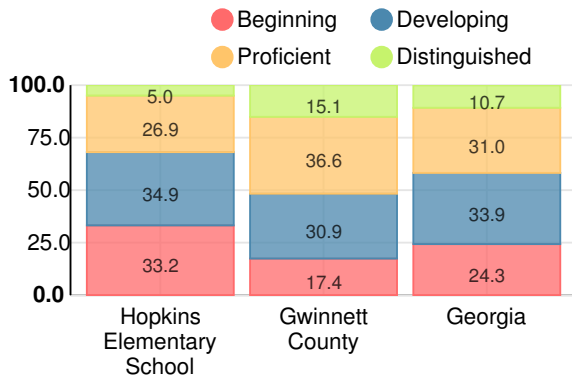
## CCRPI Score

### Hopkins Elementary School

Indicator	2018
Content Mastery	60.7
Progress	95.9
Closing Gaps	82.1
Readiness	78.0
<b>CCRPI Score</b>	<b>79.7</b>

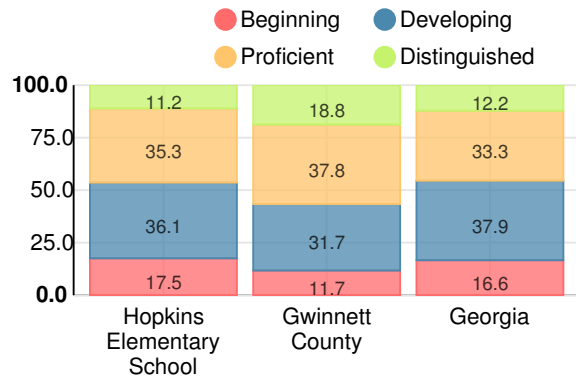
### English

Percent of students scoring in each performance level on 2018 Georgia Milestones for elementary grades



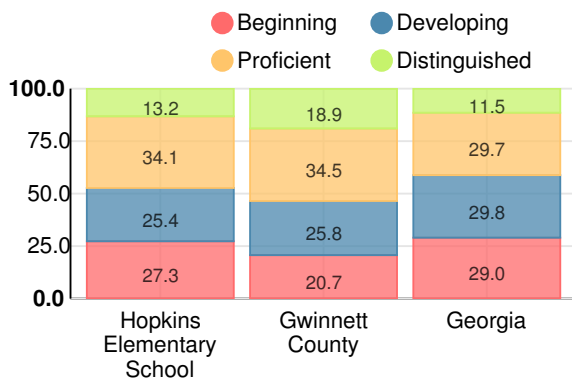
### Mathematics

Percent of students scoring in each performance level on 2018 Georgia Milestones for elementary grades



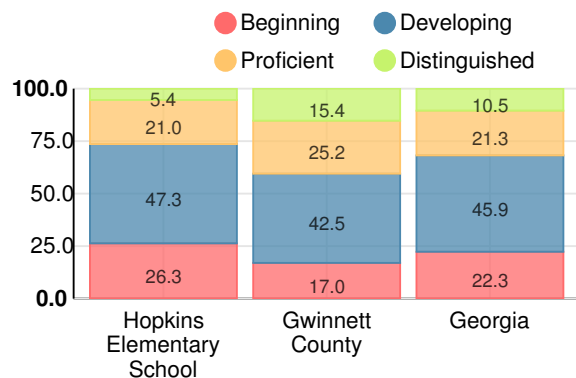
### Science

Percent of students scoring in each performance level on 2018 Georgia Milestones for elementary grades



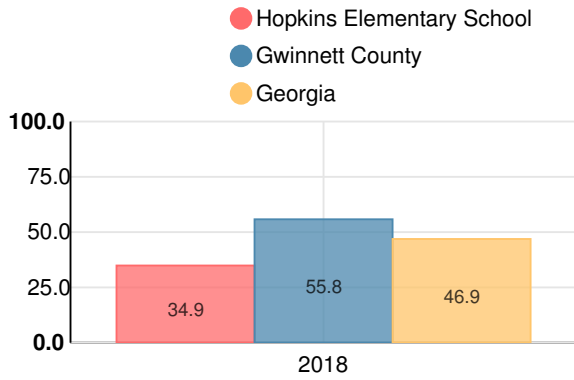
### Social Studies

Percent of students scoring in each performance level on 2018 Georgia Milestones for elementary grades



### Reading at or above the Grade Level Target (3rd Grade)

Percent of students in grade 3 achieving Lexile measure equal to or greater than 670



### Reading at or above the Grade Level Target (5th Grade)

Percent of students in grade 5 achieving Lexile measure equal to or greater than 920

