


# 9th Grade Academy

 171 Raider Cir, Mount Airy, GA 30563

 (706)778-0830

 Grades: 9

 Enrollment: 494 students

Note: For information on educator qualifications and other federal reporting requirements, [click here](#). Discipline data are available in the [K-12 Student Discipline Dashboard](#).

### Performance Snapshot

- 9th Grade Academy's **overall performance is higher than 89% of schools in the state** and is higher than its district.
- Its students' **academic growth is higher than 95% of schools in the state** and higher than its district.
- 9th Grade Academy is **Beating the Odds**, meaning that it performs better than similar schools.

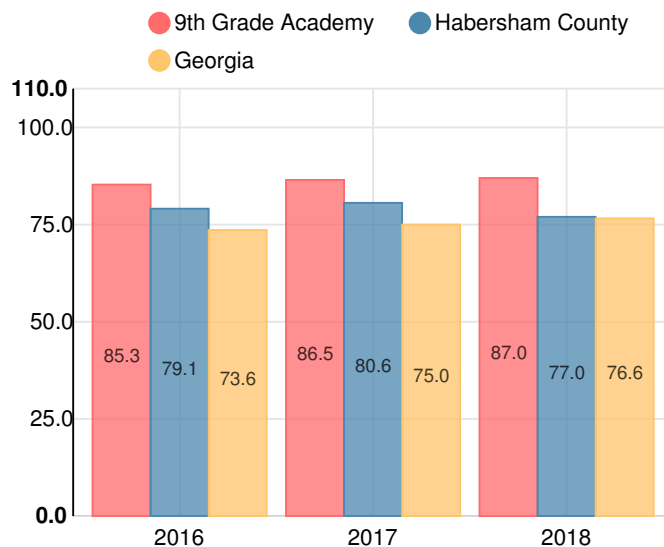
## School Wide

**B**  
**87**

Year	9th Grade Academy
2018	B
2017	B
2016	B
2015	C
2014	B

Grade conversion	
A	90 - 100
B	80 - 89.9
C	70 - 79.9
D	60 - 69.9
F	0 - 59.9

### CCRPI Single Score



Student Mobility Rate

7.0%

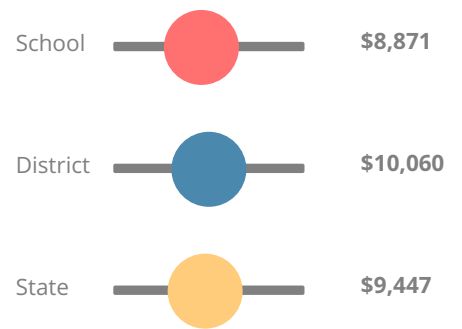
School Climate Star Rating



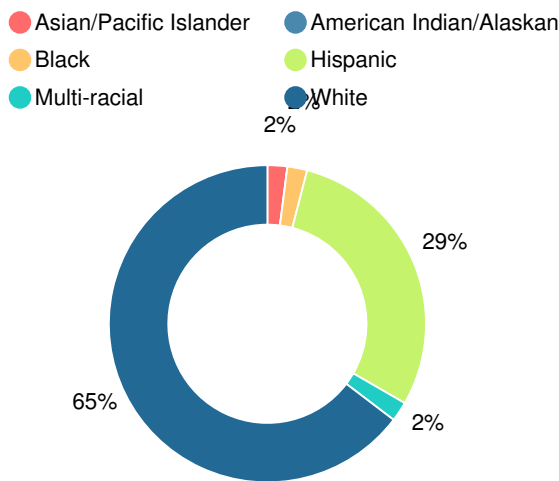
Financial Efficiency Star Rating



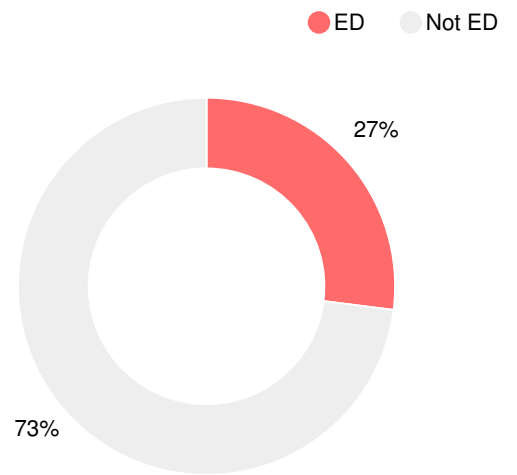
Per Pupil Expenditures



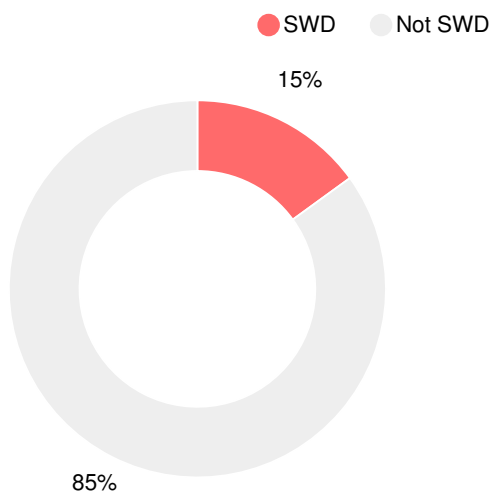
Race/Ethnicity



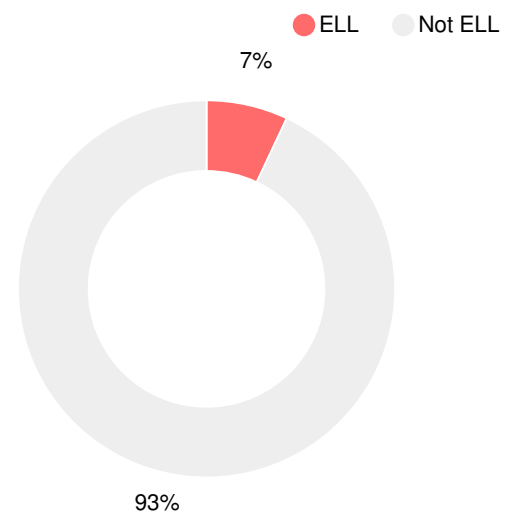
Economically Disadvantaged (ED)



Students with Disability (SWD)



English Language Learners (ELL)



# High School

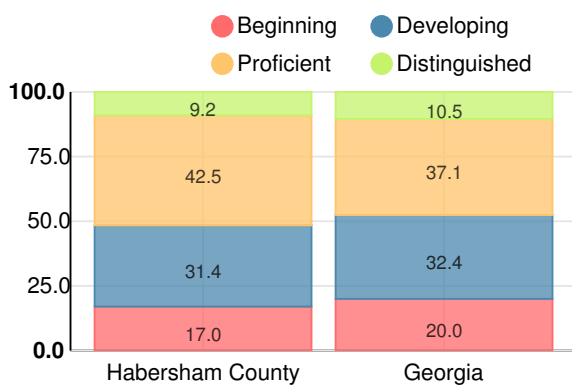
## CCRPI Score

### 9th Grade Academy

Indicator	2018
Content Mastery	82.0
Progress	96.2
Closing Gaps	84.4
Readiness	80.6
Graduation Rate	n/a
<b>CCRPI Score</b>	<b>87.0</b>

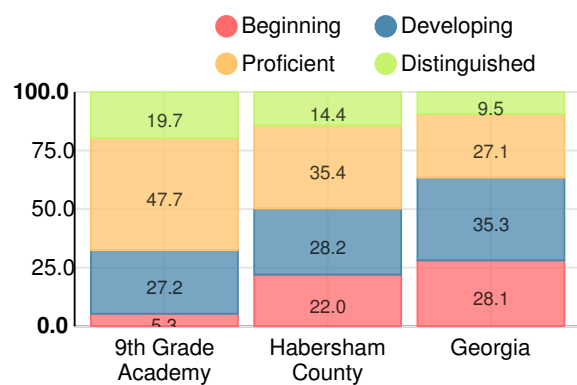
### American Literature & Composition

Percent of students scoring in each performance level on 2018 Georgia Milestones



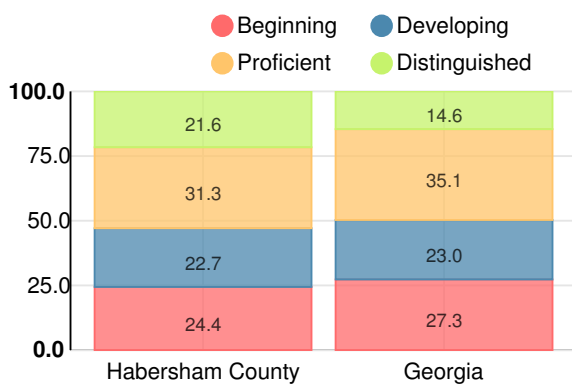
### Coordinate Algebra/Algebra I

Percent of students scoring in each performance level on 2018 Georgia Milestones



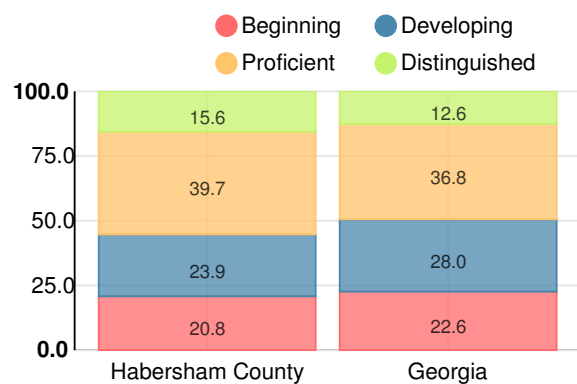
### Biology

Percent of students scoring in each performance level on 2018 Georgia Milestones



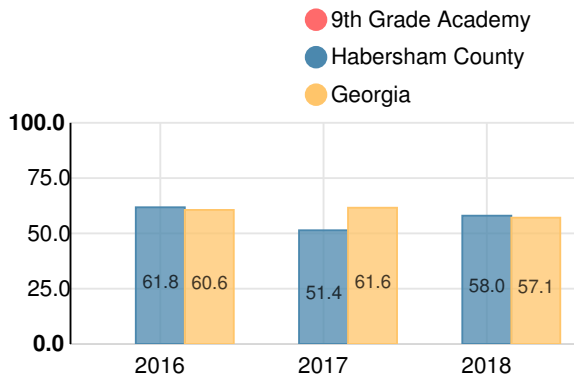
### US History

Percent of students scoring in each performance level on 2018 Georgia Milestones



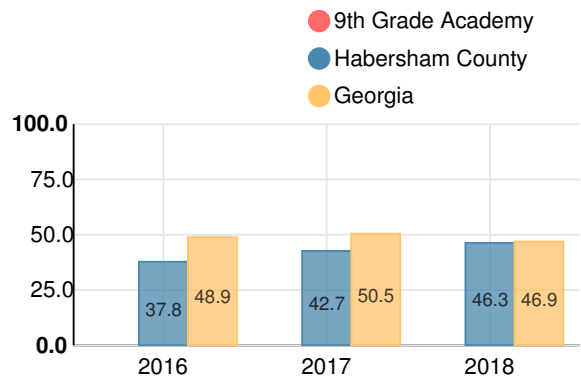
**College & Career Readiness**

Percent of 12th grade students who are college and career ready

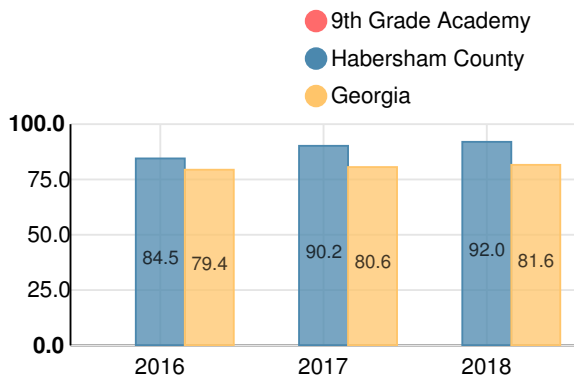


**Accelerated Course Taking**

Percent of high school graduates earning high school credit for accelerated enrollment



**Four-Year Graduation Rate**



**College Enrollment Rate**

