


# Clarkesville Elementary School

 6539 Highway 115, Clarkesville, GA 30523

 (706)754-2442

 Grades: K-5

 Enrollment: 395 students

Note: For information on educator qualifications and other federal reporting requirements, [click here](#). Discipline data are available in the [K-12 Student Discipline Dashboard](#).

## Performance Snapshot

- Clarkesville Elementary School's **overall performance is higher than 33% of schools in the state** and is lower than its district.
- Its students' **academic growth is higher than 42% of schools in the state** and similar to its district.
- **39.7% of its 3rd grade students are reading at or above the grade level target.**

## School Wide

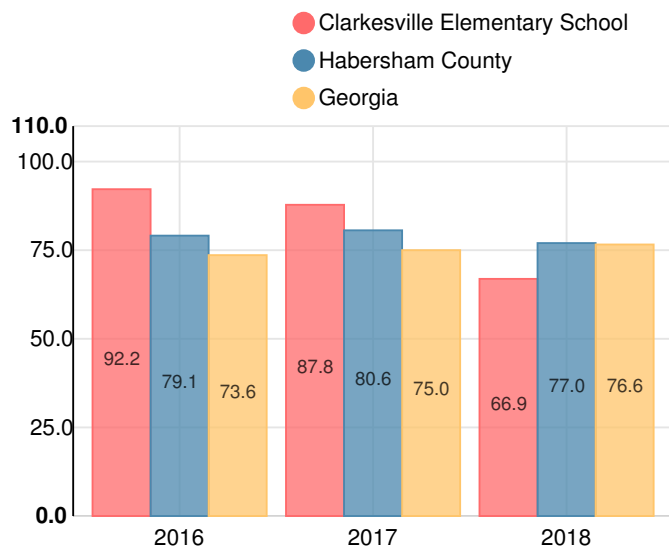
# D

## 66.9

Year	Clarkesville Elementary School
2018	D
2017	B
2016	A
2015	B
2014	B

Grade conversion	
A	90 - 100
B	80 - 89.9
C	70 - 79.9
D	60 - 69.9
F	0 - 59.9

## CCRPI Single Score



Student Mobility Rate

14.3%

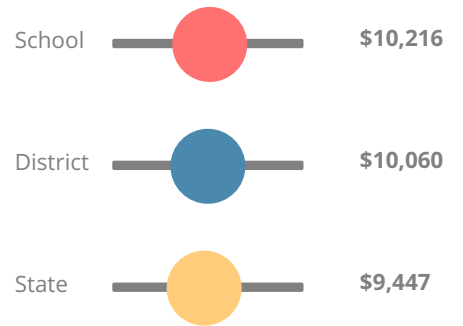
School Climate Star Rating



Financial Efficiency Star Rating

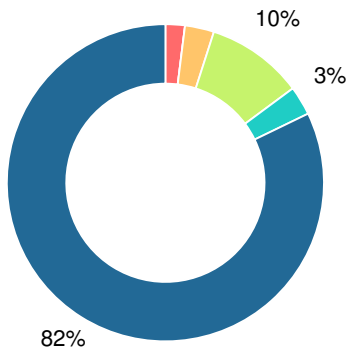


Per Pupil Expenditures



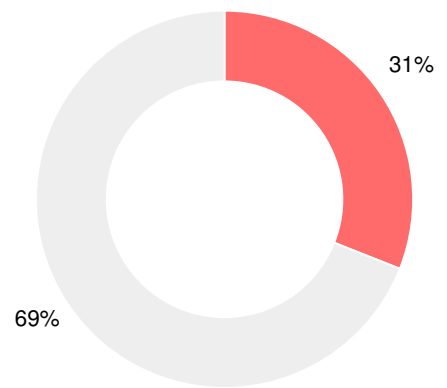
Race/Ethnicity

- Asian/Pacific Islander
- American Indian/Alaskan
- Black
- Hispanic
- Multi-racial
- White



Economically Disadvantaged (ED)

- ED
- Not ED



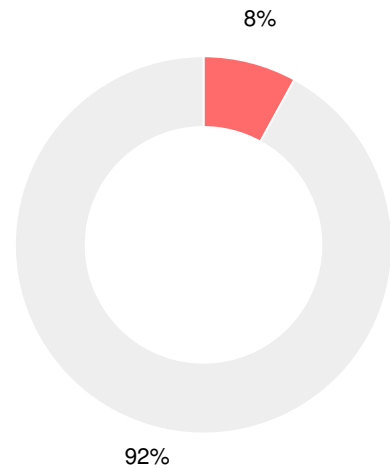
Students with Disability (SWD)

- SWD
- Not SWD



English Language Learners (ELL)

- ELL
- Not ELL



# Elementary

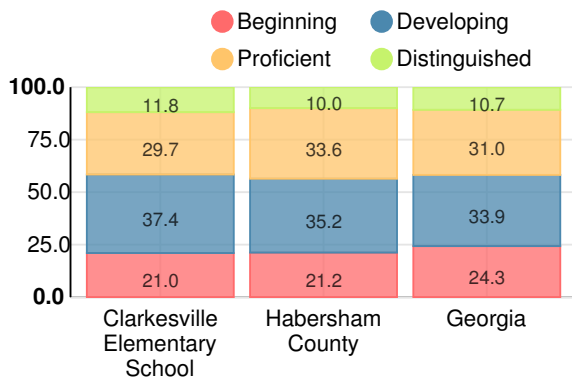
## CCRPI Score

### Clarkesville Elementary School

Indicator	2018
Content Mastery	71.5
Progress	80.8
Closing Gaps	6.3
Readiness	81.3
<b>CCRPI Score</b>	<b>66.9</b>

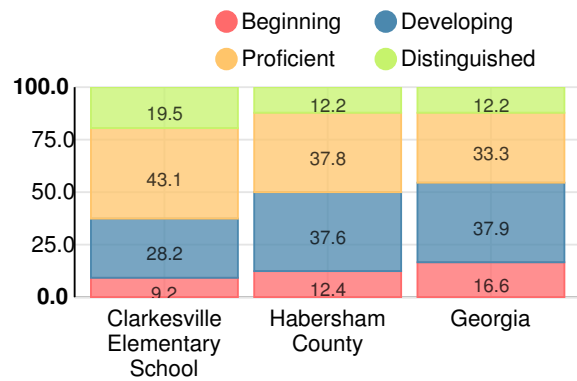
### English

Percent of students scoring in each performance level on 2018 Georgia Milestones for elementary grades



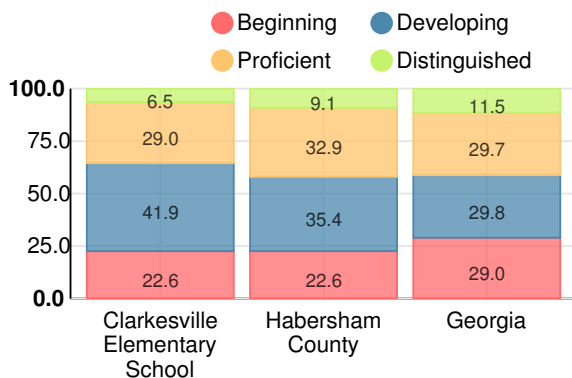
### Mathematics

Percent of students scoring in each performance level on 2018 Georgia Milestones for elementary grades



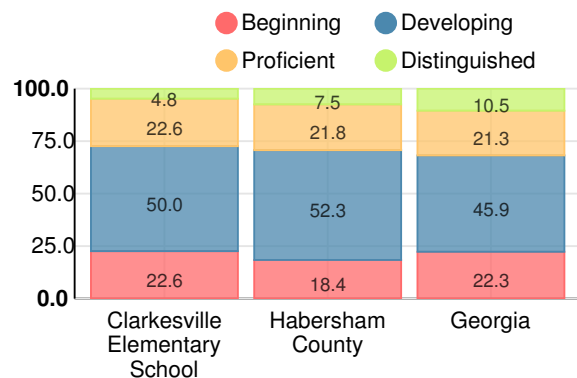
### Science

Percent of students scoring in each performance level on 2018 Georgia Milestones for elementary grades



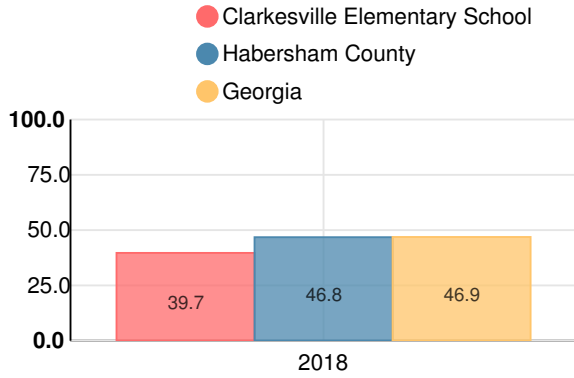
### Social Studies

Percent of students scoring in each performance level on 2018 Georgia Milestones for elementary grades



**Reading at or above the Grade Level Target (3rd Grade)**

Percent of students in grade 3 achieving Lexile measure equal to or greater than 670



**Reading at or above the Grade Level Target (5th Grade)**

Percent of students in grade 5 achieving Lexile measure equal to or greater than 920

