




# Martin Elementary School

 4216 Martin Rd, Flowery Branch, GA 30542

 (770)965-1578

 Grades: K-5

 Enrollment: 696 students

Note: For information on educator qualifications and other federal reporting requirements, [click here](#). Discipline data are available in the [K-12 Student Discipline Dashboard](#).

## Performance Snapshot

- Martin Elementary School's **overall performance is higher than 47% of schools in the state** and is similar to its district.
- Its students' **academic growth is higher than 70% of schools in the state** and higher than its district.
- **49.6% of its 3rd grade students are reading at or above the grade level target**.

## School Wide

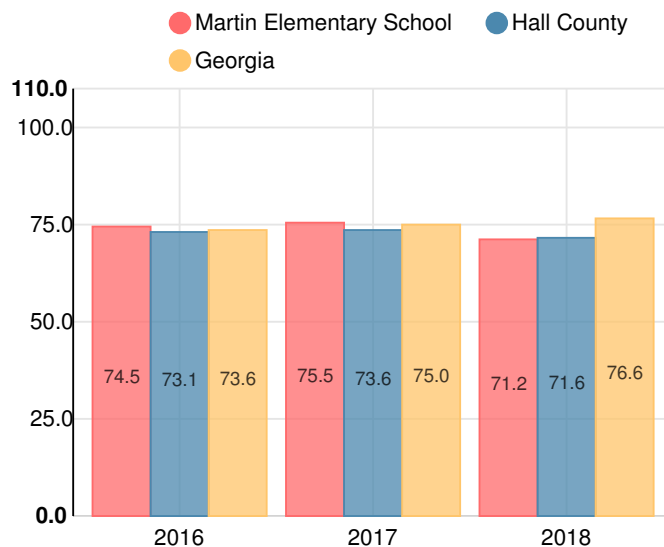
**C**

**71.2**

Year	Martin Elementary School
2018	C
2017	C
2016	C
2015	C
2014	C

Grade conversion	
A	90 - 100
B	80 - 89.9
C	70 - 79.9
D	60 - 69.9
F	0 - 59.9

## CCRPI Single Score



Student Mobility Rate

16.4%

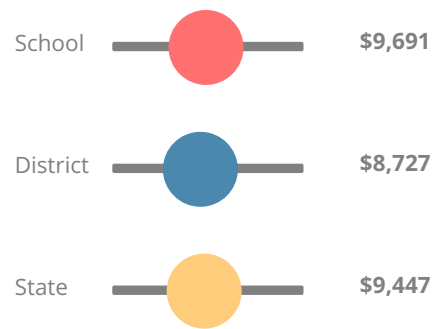
School Climate Star Rating



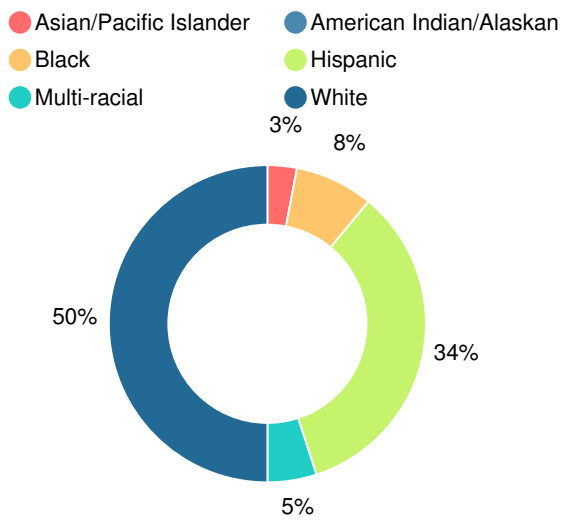
Financial Efficiency Star Rating



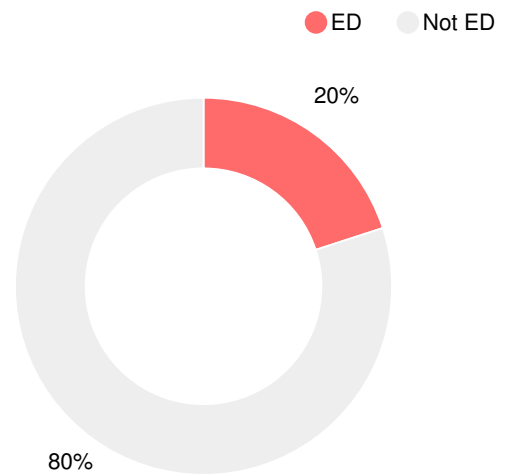
Per Pupil Expenditures



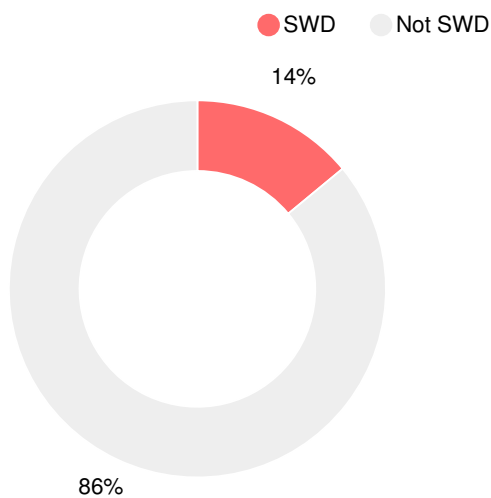
Race/Ethnicity



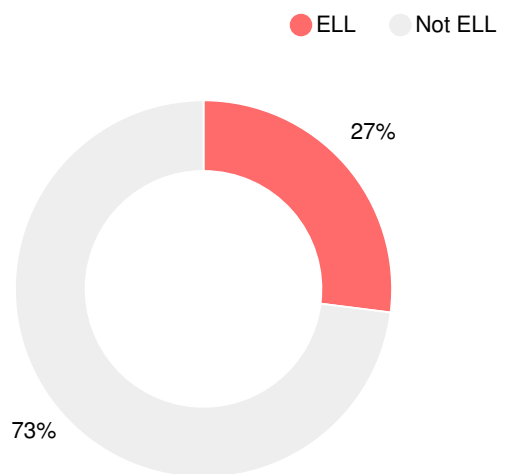
Economically Disadvantaged (ED)



Students with Disability (SWD)



English Language Learners (ELL)



# Elementary

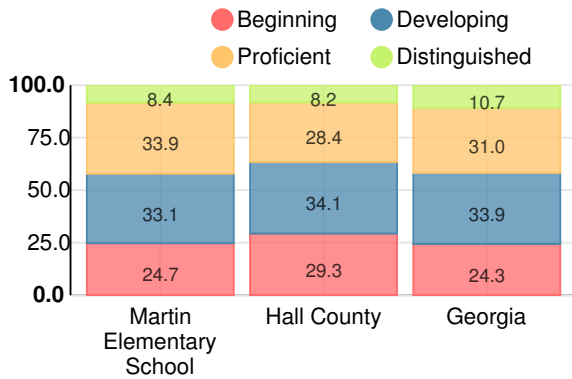
## CCRPI Score

### Martin Elementary School

Indicator	2018
Content Mastery	61.2
Progress	88.8
Closing Gaps	39.3
Readiness	79.2
<b>CCRPI Score</b>	<b>71.2</b>

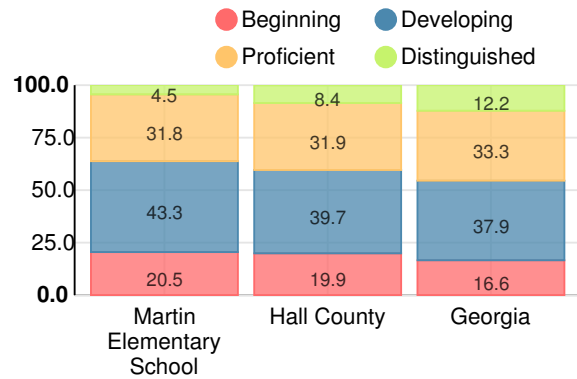
### English

Percent of students scoring in each performance level on 2018 Georgia Milestones for elementary grades



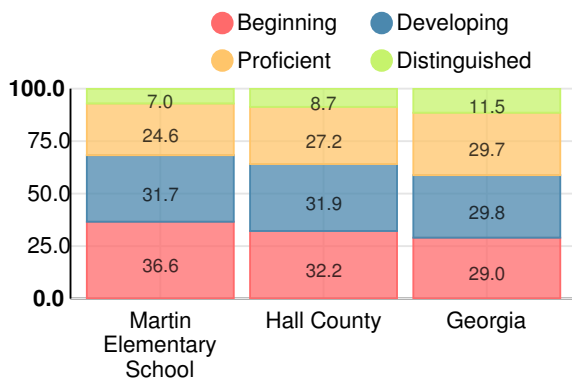
### Mathematics

Percent of students scoring in each performance level on 2018 Georgia Milestones for elementary grades



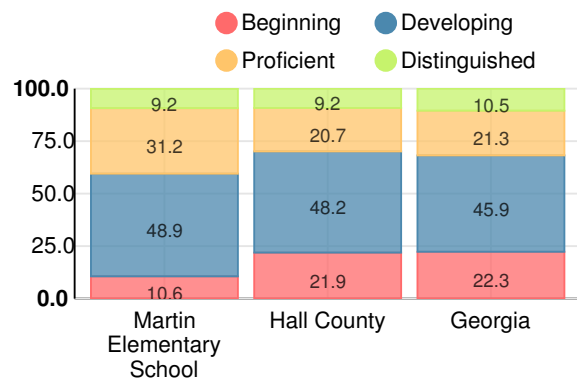
### Science

Percent of students scoring in each performance level on 2018 Georgia Milestones for elementary grades



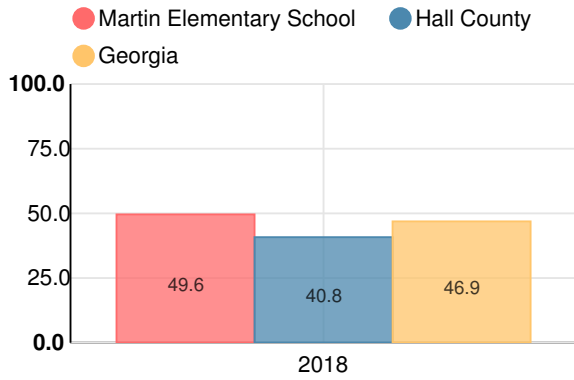
### Social Studies

Percent of students scoring in each performance level on 2018 Georgia Milestones for elementary grades



### Reading at or above the Grade Level Target (3rd Grade)

Percent of students in grade 3 achieving Lexile measure equal to or greater than 670



### Reading at or above the Grade Level Target (5th Grade)

Percent of students in grade 5 achieving Lexile measure equal to or greater than 920

