



# East Jackson Comprehensive High School

 1435 Hoods Mill Rd, Commerce, GA 30529

 (706)336-8900

 Grades: 8-12

 Enrollment: 1203 students

Note: For information on educator qualifications and other federal reporting requirements, [click here](#). Discipline data are available in the [K-12 Student Discipline Dashboard](#).

## Performance Snapshot

- East Jackson Comprehensive High School's **overall performance is higher than 79% of schools in the state** and is similar to its district.
- Its middle school students' **academic growth is higher than 59% of middle schools in the state** and higher than its district.
- Its high school students' **academic growth is higher than 87% of high schools in the state** and higher than its district.
- **61.2% of its 8th grade students are reading at or above the grade level target.**
- **Its four-year graduation rate is 96.4%**, which is **higher than 93% of high schools in the state** and higher than its district.
- **54.0% of graduates are college and career ready.**

## School Wide

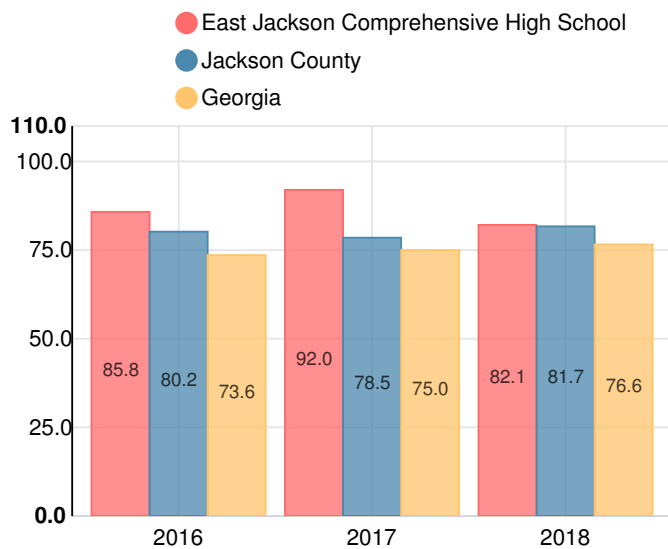
# B

## 82.1

Year	East Jackson Comprehensive High School
2018	B
2017	A
2016	B
2015	B
2014	C

Grade conversion	
A	90 - 100
B	80 - 89.9
C	70 - 79.9
D	60 - 69.9
F	0 - 59.9

## CCRPI Single Score



Student Mobility Rate

11.8%

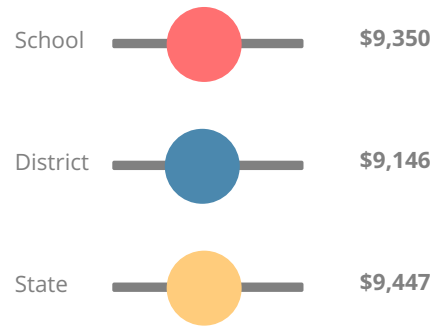
School Climate Star Rating



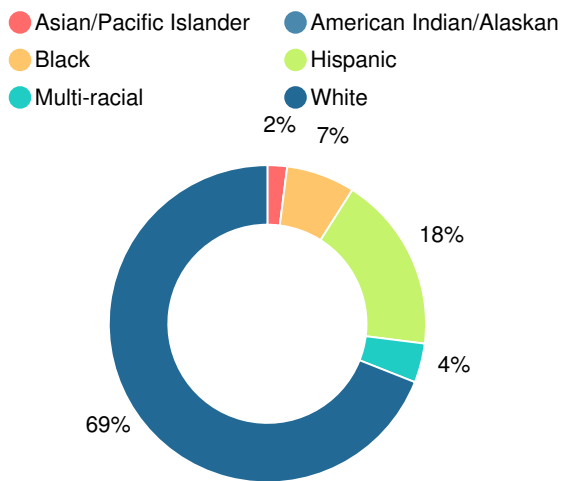
Financial Efficiency Star Rating



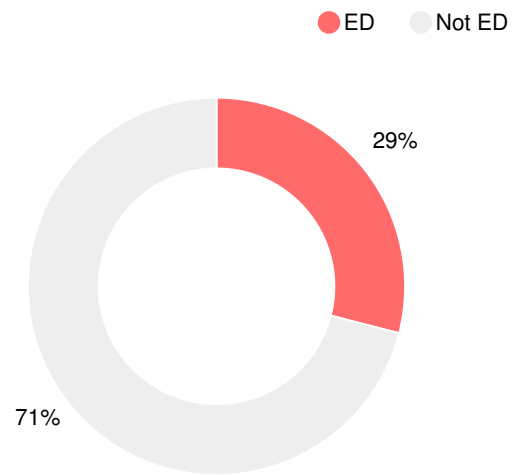
Per Pupil Expenditures



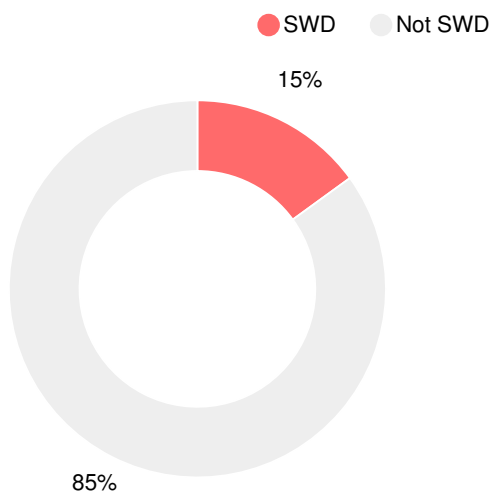
Race/Ethnicity



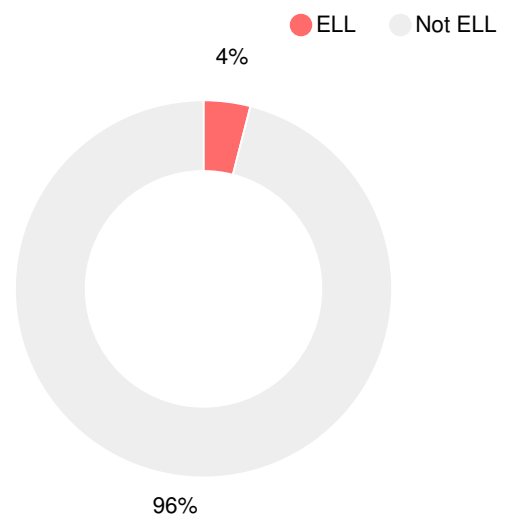
Economically Disadvantaged (ED)



Students with Disability (SWD)



English Language Learners (ELL)



## Middle School

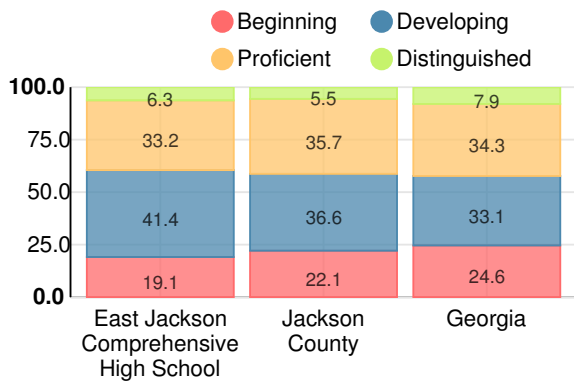
### CCRPI Score

#### East Jackson Comprehensive High School

Indicator	2018
Content Mastery	64.2
Progress	84.0
Closing Gaps	n/a
Readiness	81.6
<b>CCRPI Score</b>	<b>76.4</b>

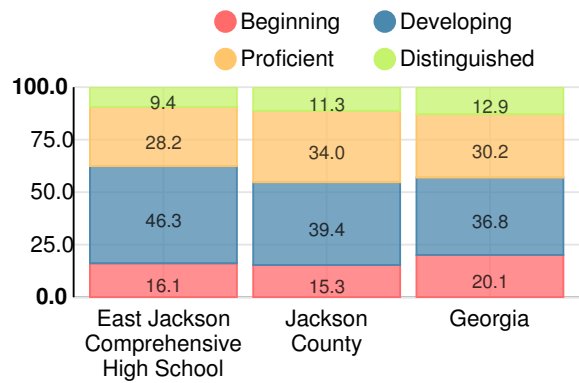
### English

Percent of students scoring in each performance level on 2018 Georgia Milestones for middle school grades



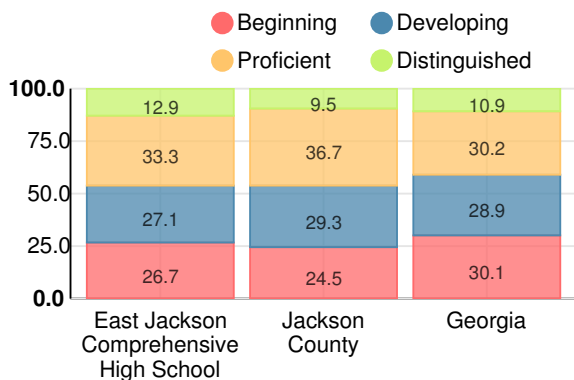
### Mathematics

Percent of students scoring in each performance level on 2018 Georgia Milestones for middle school grades



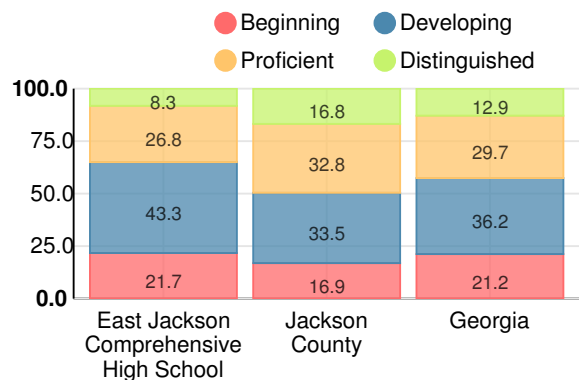
### Science

Percent of students scoring in each performance level on 2018 Georgia Milestones for middle school grades



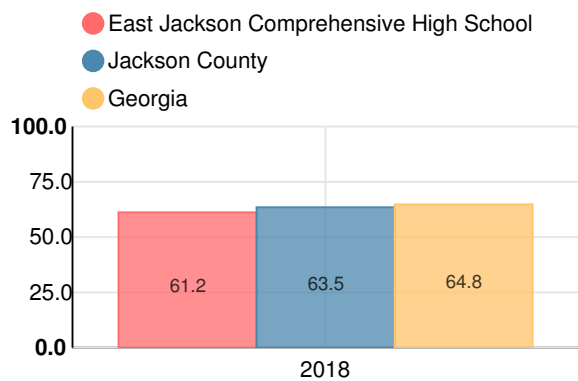
### Social Studies

Percent of students scoring in each performance level on 2018 Georgia Milestones for middle school grades



### Reading at or above the Grade Level Target (8th Grade)

Percent of students in grade 8 achieving Lexile measure greater than 1097



# High School

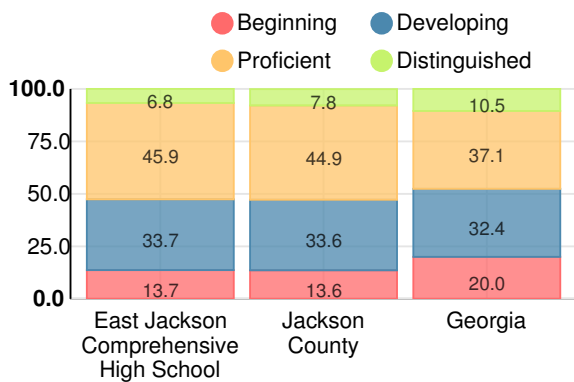
## CCRPI Score

### East Jackson Comprehensive High School

Indicator	2018
Content Mastery	77.7
Progress	93.0
Closing Gaps	75.9
Readiness	69.8
Graduation Rate	96.3
<b>CCRPI Score</b>	<b>83.7</b>

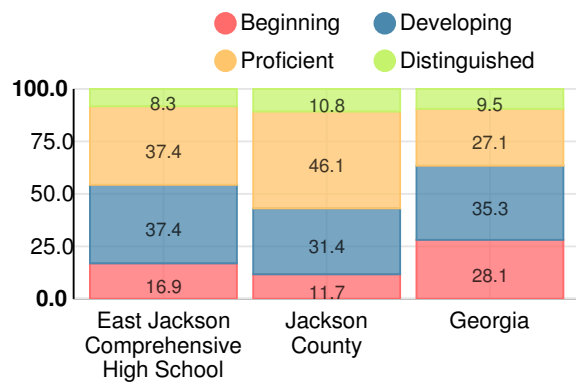
### American Literature & Composition

Percent of students scoring in each performance level on 2018 Georgia Milestones



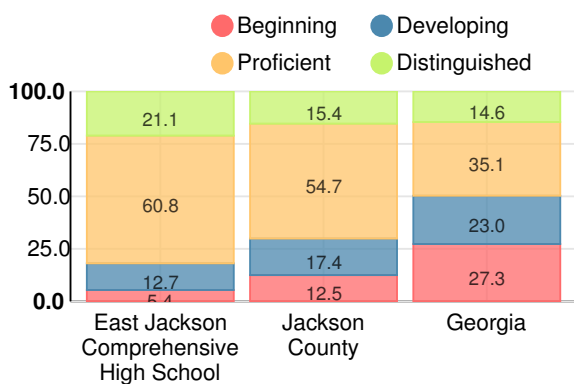
### Coordinate Algebra/Algebra I

Percent of students scoring in each performance level on 2018 Georgia Milestones



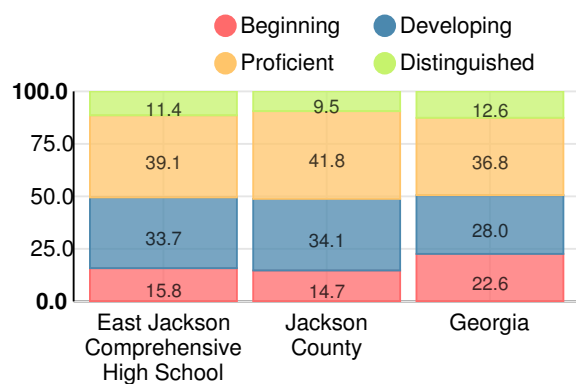
### Biology

Percent of students scoring in each performance level on 2018 Georgia Milestones



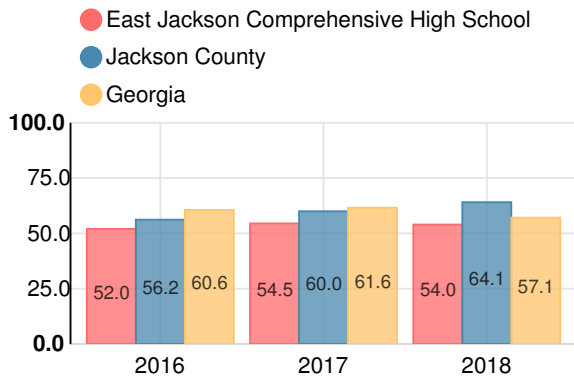
### US History

Percent of students scoring in each performance level on 2018 Georgia Milestones



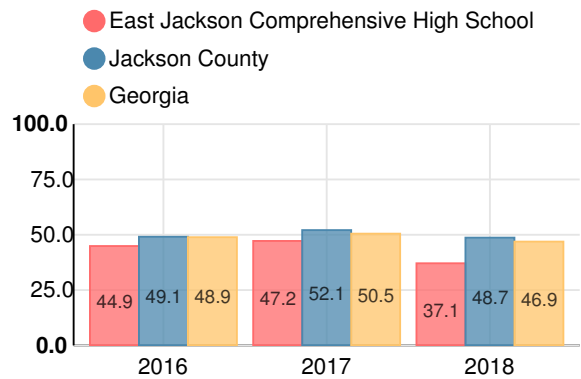
### College & Career Readiness

Percent of 12th grade students who are college and career ready

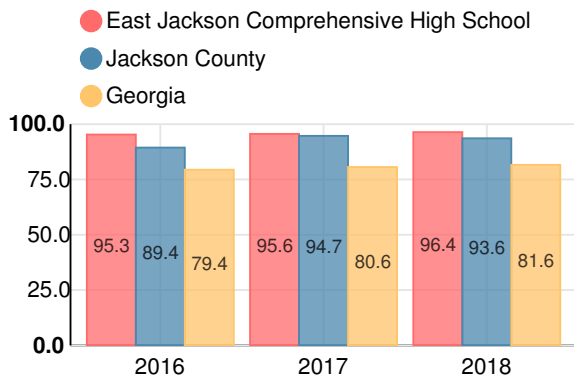


### Accelerated Course Taking

Percent of high school graduates earning high school credit for accelerated enrollment



### Four-Year Graduation Rate



### College Enrollment Rate

