


# Hull-Sanford Elementary School

 9193 Fortson Store Rd, Hull, GA 30646

 (706)353-7888

 Grades: K-5

 Enrollment: 543 students

Note: For information on educator qualifications and other federal reporting requirements, [click here](#). Discipline data are available in the [K-12 Student Discipline Dashboard](#).

## Performance Snapshot

- Hull-Sanford Elementary School's **overall performance is higher than 68% of schools in the state** and is lower than its district.
- Its students' **academic growth is higher than 31% of schools in the state** and lower than its district.
- 43.5% of its 3rd grade students are reading at or above the grade level target.**
- Hull-Sanford Elementary School is **Beating the Odds**, meaning that it performs better than similar schools.

## School Wide

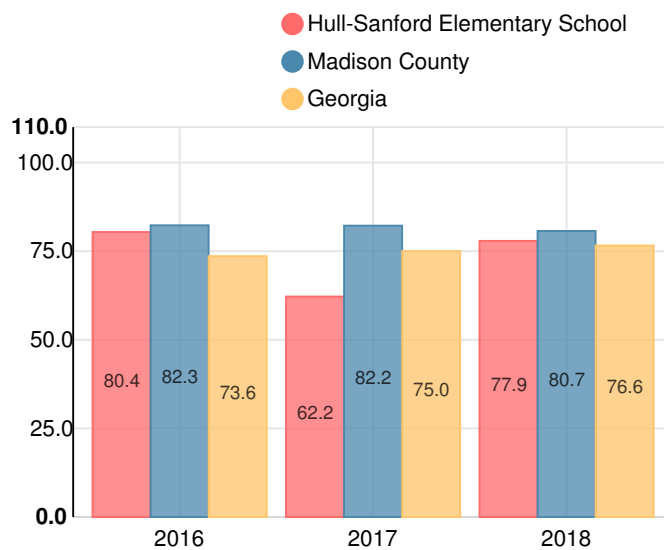
**C**

**77.9**

Year	Hull-Sanford Elementary School
2018	C
2017	D
2016	B
2015	B
2014	B

Grade conversion	
A	90 - 100
B	80 - 89.9
C	70 - 79.9
D	60 - 69.9
F	0 - 59.9

## CCRPI Single Score



Student Mobility Rate

17.3%

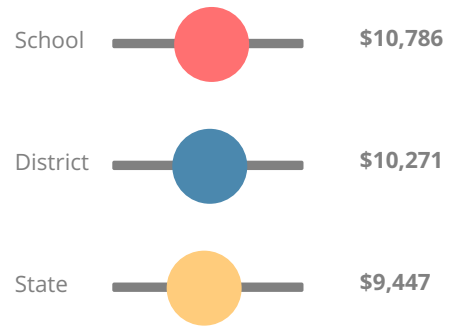
School Climate Star Rating



Financial Efficiency Star Rating

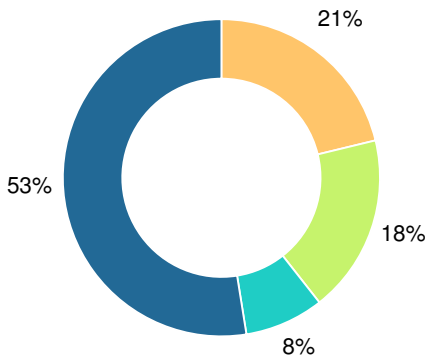


Per Pupil Expenditures



Race/Ethnicity

- Asian/Pacific Islander
- American Indian/Alaskan
- Black
- Hispanic
- Multi-racial
- White



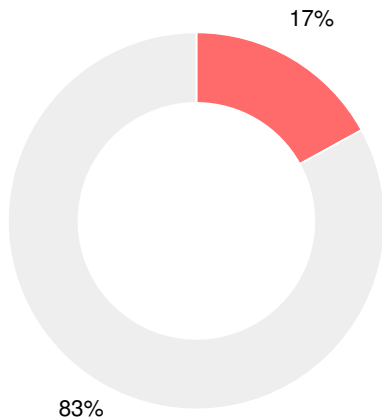
Economically Disadvantaged (ED)

- ED
- Not ED



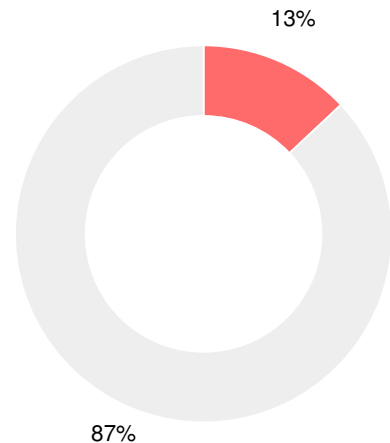
Students with Disability (SWD)

- SWD
- Not SWD



English Language Learners (ELL)

- ELL
- Not ELL



# Elementary

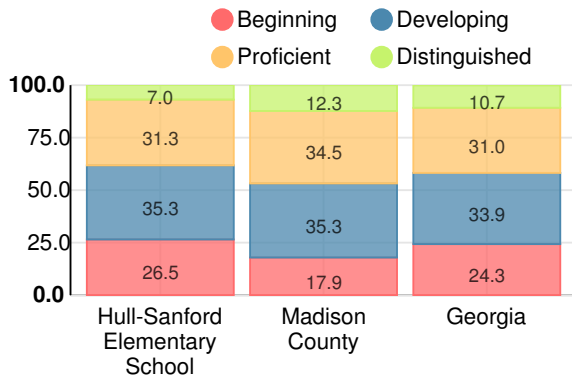
## CCRPI Score

### Hull-Sanford Elementary School

Indicator	2018
Content Mastery	69.8
Progress	77.6
Closing Gaps	93.8
Readiness	78.4
<b>CCRPI Score</b>	<b>77.9</b>

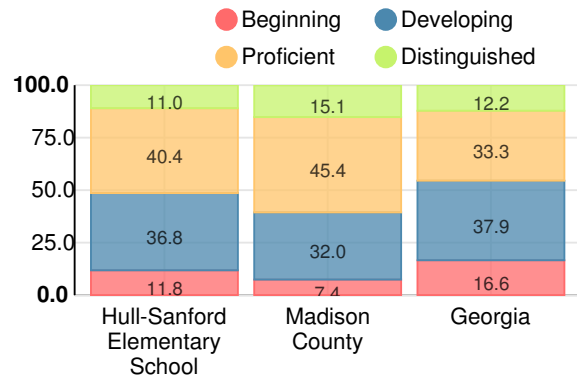
### English

Percent of students scoring in each performance level on 2018 Georgia Milestones for elementary grades



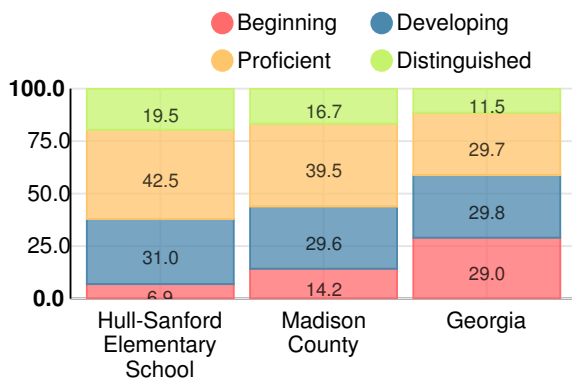
### Mathematics

Percent of students scoring in each performance level on 2018 Georgia Milestones for elementary grades



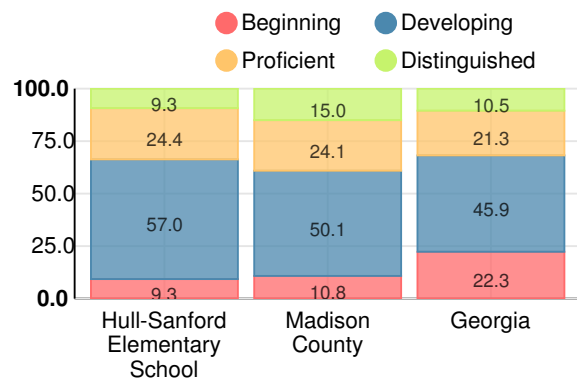
### Science

Percent of students scoring in each performance level on 2018 Georgia Milestones for elementary grades



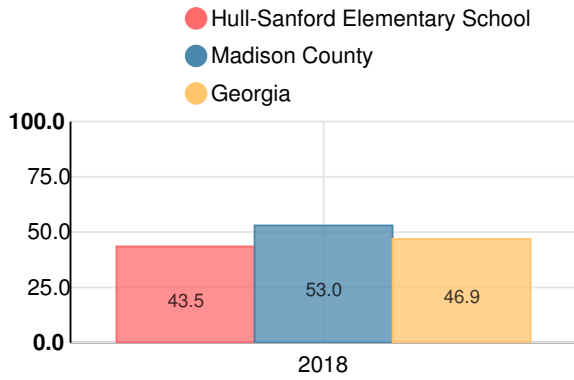
### Social Studies

Percent of students scoring in each performance level on 2018 Georgia Milestones for elementary grades



### Reading at or above the Grade Level Target (3rd Grade)

Percent of students in grade 3 achieving Lexile measure equal to or greater than 670



### Reading at or above the Grade Level Target (5th Grade)

Percent of students in grade 5 achieving Lexile measure equal to or greater than 920

