



T.G. Scott Elementary School

 70 Thornton Rd, Forsyth, GA 31029

 (478)994-3495

 Grades: K-5

 Enrollment: 627 students

Note: For information on educator qualifications and other federal reporting requirements, [click here](#). Discipline data are available in the [K-12 Student Discipline Dashboard](#).

Performance Snapshot

- T.G. Scott Elementary School's **overall performance is higher than 77% of schools in the state** and is similar to its district.
- Its students' **academic growth is higher than 60% of schools in the state** and lower than its district.
- **69.6% of its 3rd grade students are reading at or above the grade level target.**
- T.G. Scott Elementary School is **Beating the Odds**, meaning that it performs better than similar schools.

School Wide

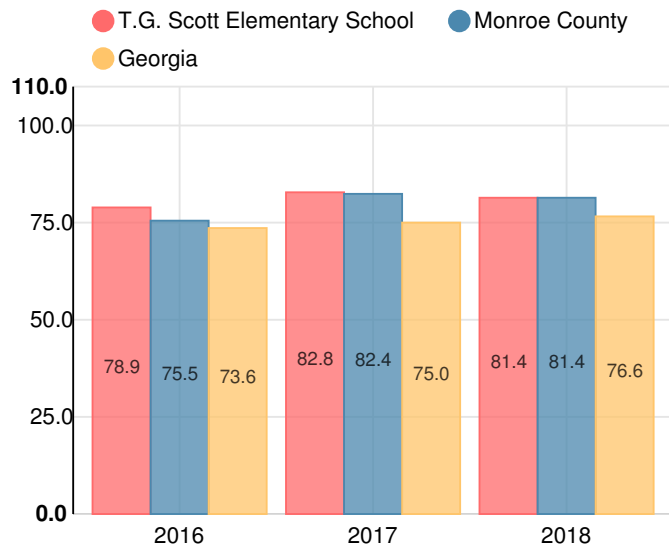
B

81.4

Year	T.G. Scott Elementary School
2018	B
2017	B
2016	C
2015	C
2014	B

Grade conversion	
A	90 - 100
B	80 - 89.9
C	70 - 79.9
D	60 - 69.9
F	0 - 59.9

CCRPI Single Score



Student Mobility Rate

10.7%

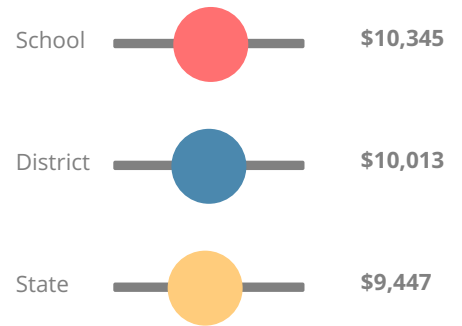
School Climate Star Rating



Financial Efficiency Star Rating

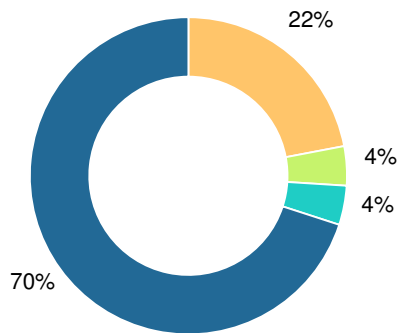


Per Pupil Expenditures



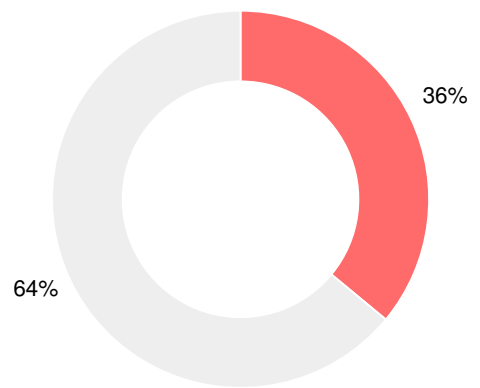
Race/Ethnicity

- Asian/Pacific Islander
- American Indian/Alaskan
- Black
- Hispanic
- Multi-racial
- White



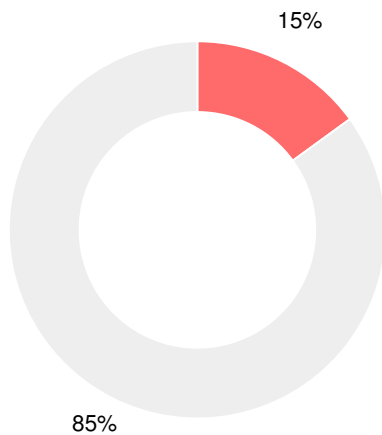
Economically Disadvantaged (ED)

- ED
- Not ED




Students with Disability (SWD)

- SWD
- Not SWD



English Language Learners (ELL)

- ELL
- Not ELL



Elementary

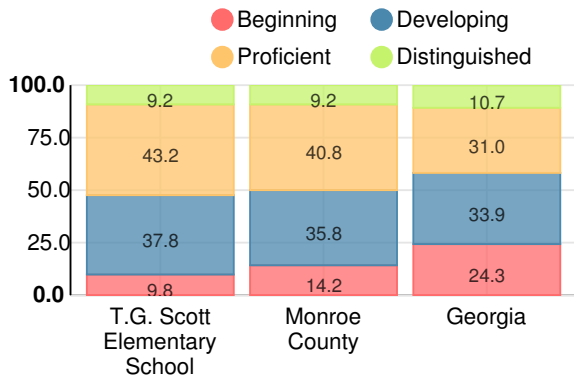
CCRPI Score

T.G. Scott Elementary School

Indicator	2018
Content Mastery	78.8
Progress	85.9
Closing Gaps	70.0
Readiness	86.2
CCRPI Score	81.4

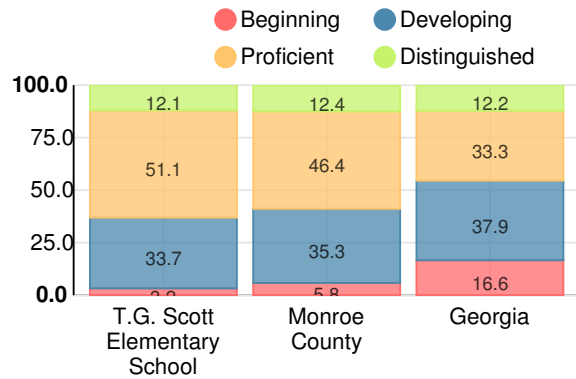
English

Percent of students scoring in each performance level on 2018 Georgia Milestones for elementary grades



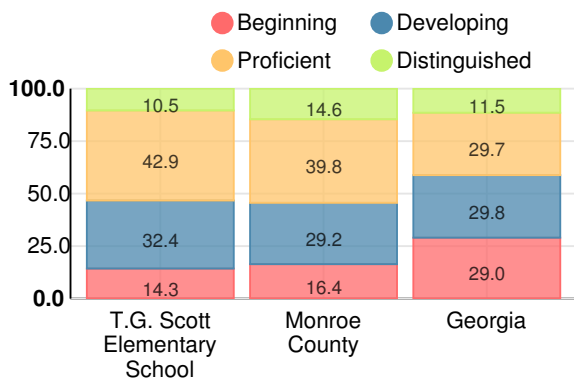
Mathematics

Percent of students scoring in each performance level on 2018 Georgia Milestones for elementary grades



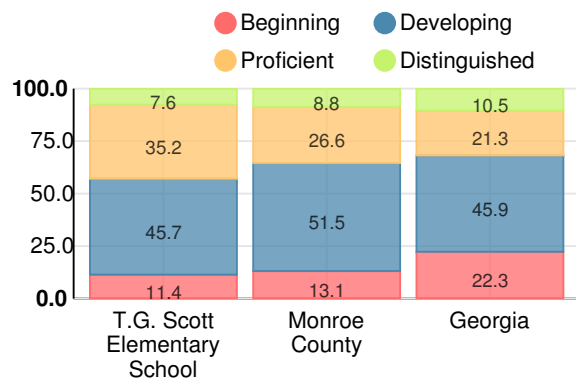
Science

Percent of students scoring in each performance level on 2018 Georgia Milestones for elementary grades



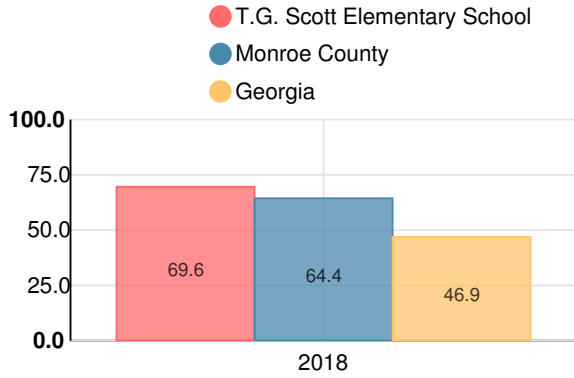
Social Studies

Percent of students scoring in each performance level on 2018 Georgia Milestones for elementary grades



**Reading at or above the Grade Level Target
(3rd Grade)**

Percent of students in grade 3 achieving Lexile measure equal to or greater than 670



**Reading at or above the Grade Level Target
(5th Grade)**

Percent of students in grade 5 achieving Lexile measure equal to or greater than 920

