




Pleasant Valley Innovative School

 273 Harris St., Eton, GA 30724

 (706)517-5355

 Grades: 8-12

 Enrollment: 72 students

Note: For information on educator qualifications and other federal reporting requirements, [click here](#). Discipline data are available in the [K-12 Student Discipline Dashboard](#).

Performance Snapshot

- Pleasant Valley Innovative School's **overall performance is higher than 4% of schools in the state** and is lower than its district.
- Its students' **academic growth is higher than 86% of schools in the state** and higher than its district.
- **37.5% of its 8th grade students are reading at or above the grade level target.**
- **Its four-year graduation rate is 59.5%**, which is **higher than 9% of high schools in the state** and lower than its district.
- **7.8% of graduates are college and career ready.**
- Pleasant Valley Innovative School is **Beating the Odds**, meaning that it performs better than similar schools.

School Wide

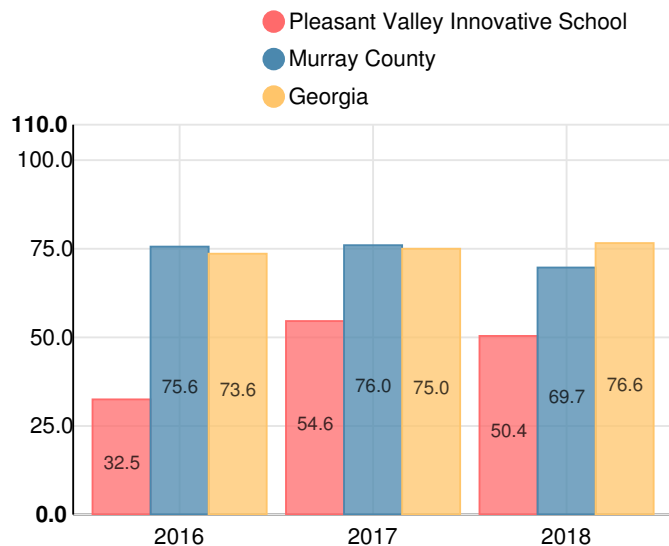
F

50.4

Year	Pleasant Valley Innovative School
2018	F
2017	F
2016	F
2015	F
2014	F

Grade conversion	
A	90 - 100
B	80 - 89.9
C	70 - 79.9
D	60 - 69.9
F	0 - 59.9

CCRPI Single Score



Student Mobility Rate

172.2%

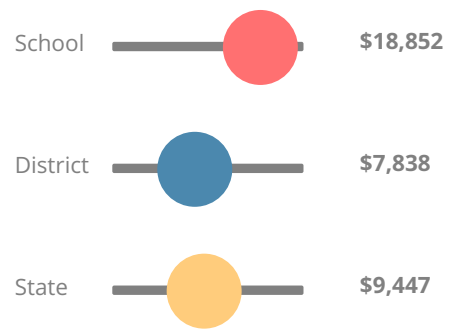
School Climate Star Rating



Financial Efficiency Star Rating

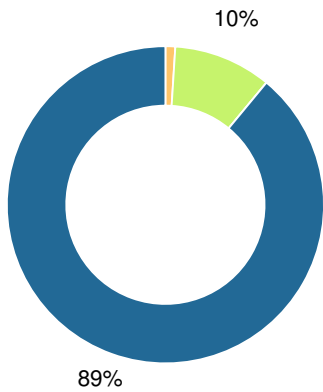


Per Pupil Expenditures

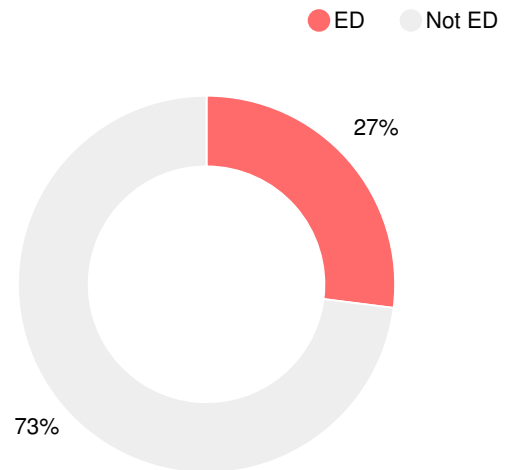


Race/Ethnicity

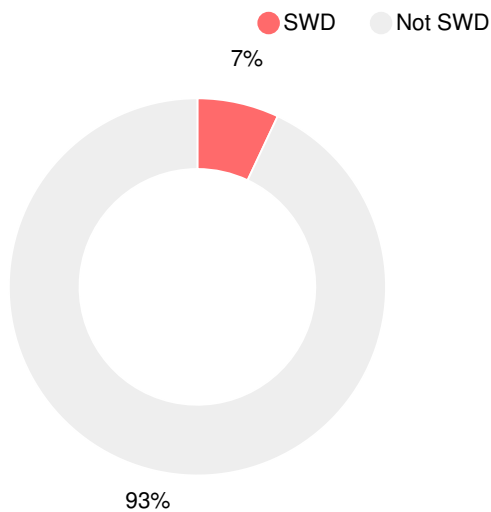
- Asian/Pacific Islander
- American Indian/Alaskan
- Black
- Hispanic
- Multi-racial
- White



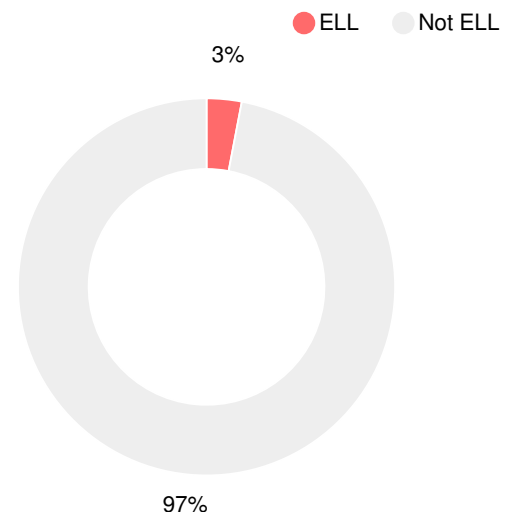
Economically Disadvantaged (ED)



Students with Disability (SWD)



English Language Learners (ELL)



High School

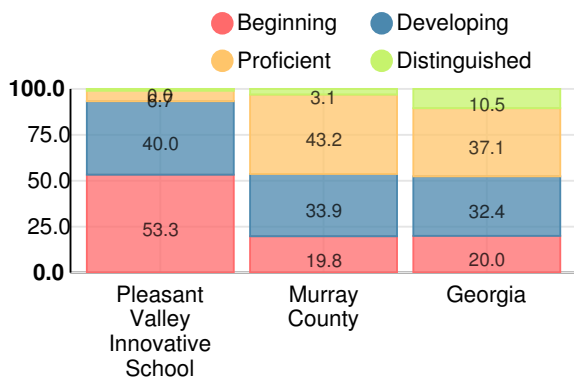
CCRPI Score

Pleasant Valley Innovative School

Indicator	2018
Content Mastery	15.8
Progress	92.9
Closing Gaps	66.7
Readiness	18.7
Graduation Rate	55.6
CCRPI Score	50.4

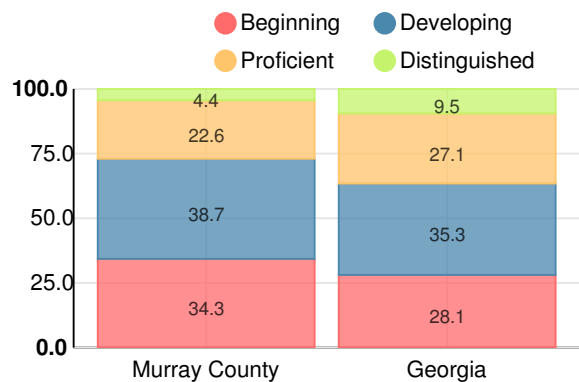
American Literature & Composition

Percent of students scoring in each performance level on 2018 Georgia Milestones



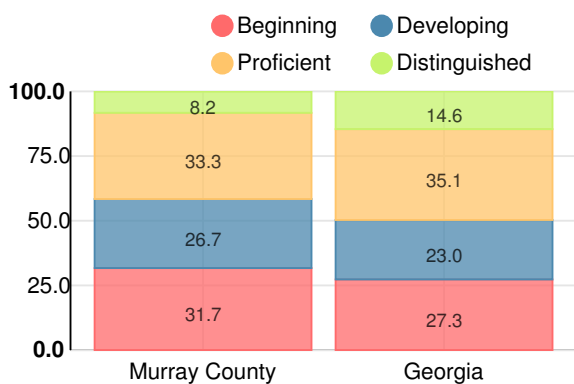
Coordinate Algebra/Algebra I

Percent of students scoring in each performance level on 2018 Georgia Milestones



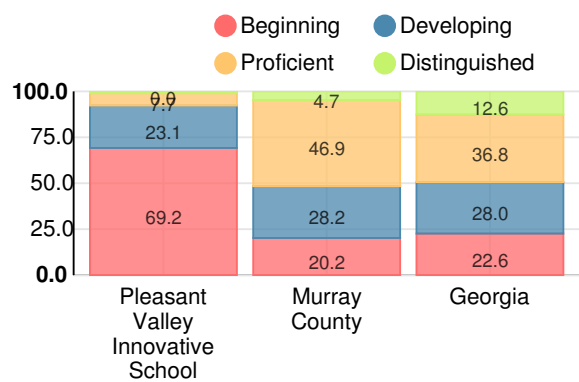
Biology

Percent of students scoring in each performance level on 2018 Georgia Milestones



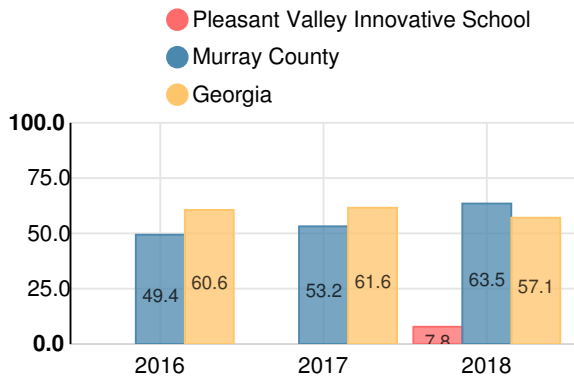
US History

Percent of students scoring in each performance level on 2018 Georgia Milestones



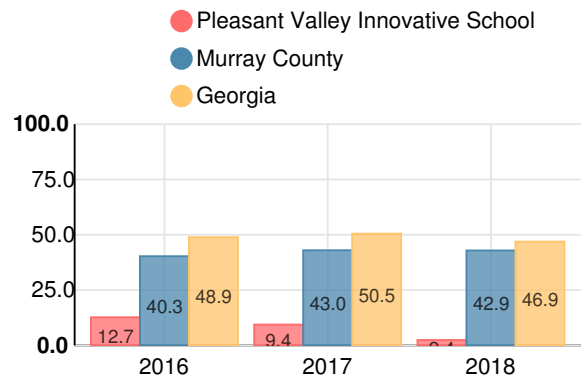
College & Career Readiness

Percent of 12th grade students who are college and career ready

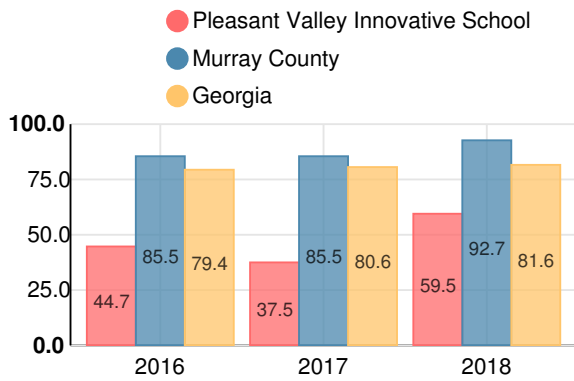


Accelerated Course Taking

Percent of high school graduates earning high school credit for accelerated enrollment



Four-Year Graduation Rate



College Enrollment Rate

