


# Coker Elementary School

 1733 Leonard Bridge Rd, Chatsworth, GA 30705

 (706)695-0888

 Grades: K-6

 Enrollment: 732 students

Note: For information on educator qualifications and other federal reporting requirements, [click here](#). Discipline data are available in the [K-12 Student Discipline Dashboard](#).

## Performance Snapshot

- Coker Elementary School's **overall performance is higher than 56% of schools in the state** and is higher than its district.
- Its elementary students' **academic growth is higher than 49% of elementary schools in the state** and lower than its district.
- Its middle school students' **academic growth is higher than 5% of middle schools in the state** and lower than its district.
- **34.4% of its 3rd grade students are reading at or above the grade level target.**

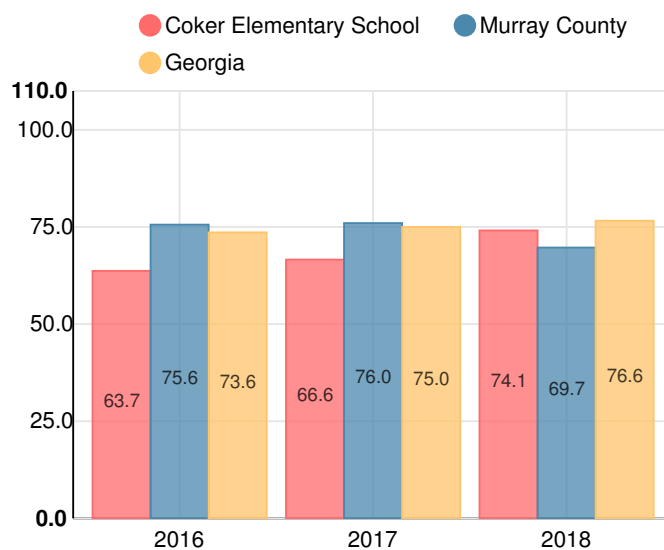
## School Wide

**C**  
**74.1**

Year	Coker Elementary School
2018	C
2017	D
2016	D
2015	C
2014	B

Grade conversion	
A	90 - 100
B	80 - 89.9
C	70 - 79.9
D	60 - 69.9
F	0 - 59.9

## CCRPI Single Score



Student Mobility Rate

19.4%

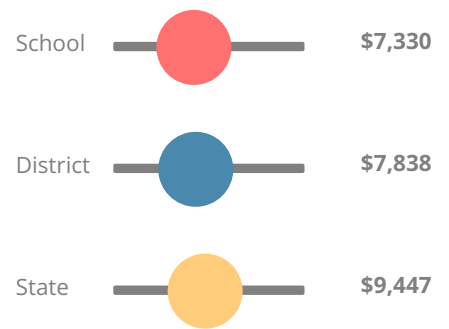
School Climate Star Rating



Financial Efficiency Star Rating

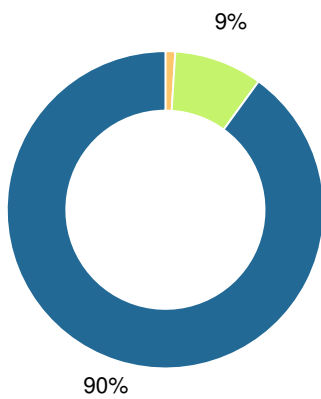


Per Pupil Expenditures

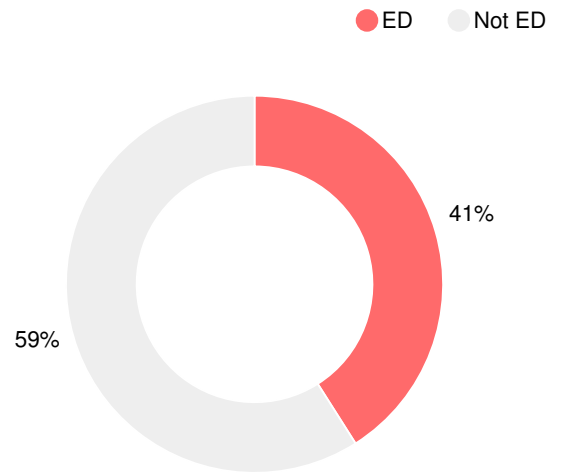


Race/Ethnicity

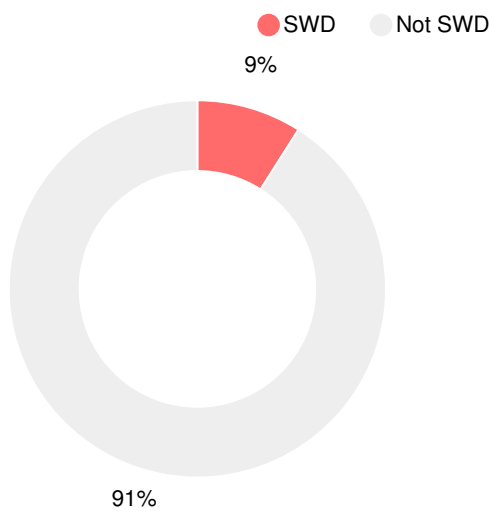
- Asian/Pacific Islander
- American Indian/Alaskan
- Black
- Hispanic
- Multi-racial
- White



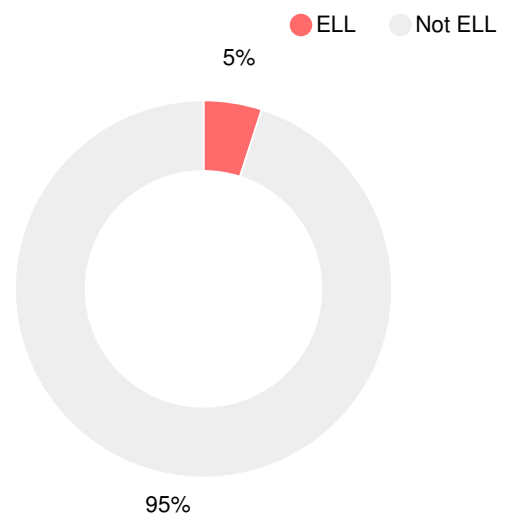
Economically Disadvantaged (ED)



Students with Disability (SWD)



English Language Learners (ELL)



# Elementary

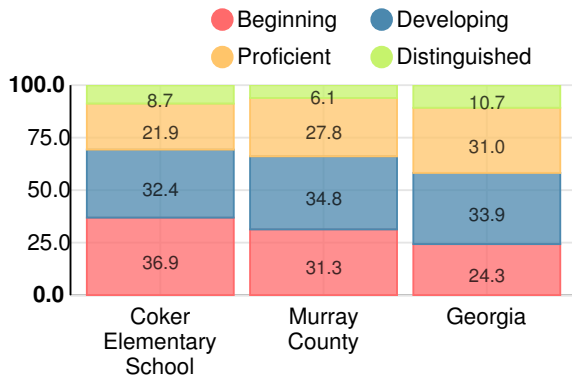
## CCRPI Score

### Coker Elementary School

Indicator	2018
Content Mastery	58.6
Progress	82.8
Closing Gaps	100.0
Readiness	74.8
<b>CCRPI Score</b>	<b>76.5</b>

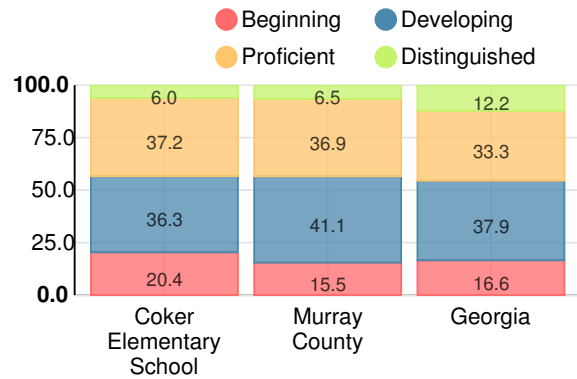
### English

Percent of students scoring in each performance level on 2018 Georgia Milestones for elementary grades



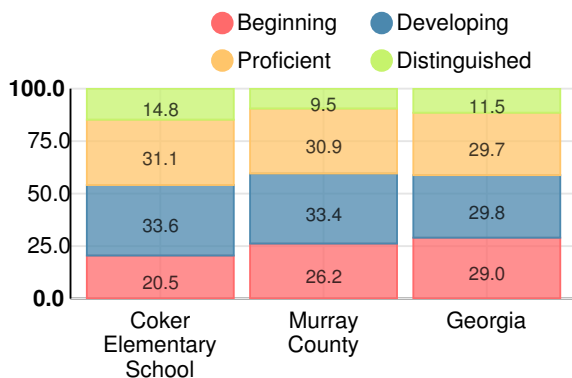
### Mathematics

Percent of students scoring in each performance level on 2018 Georgia Milestones for elementary grades



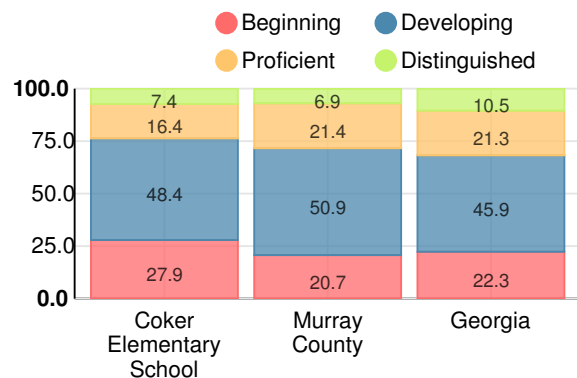
### Science

Percent of students scoring in each performance level on 2018 Georgia Milestones for elementary grades



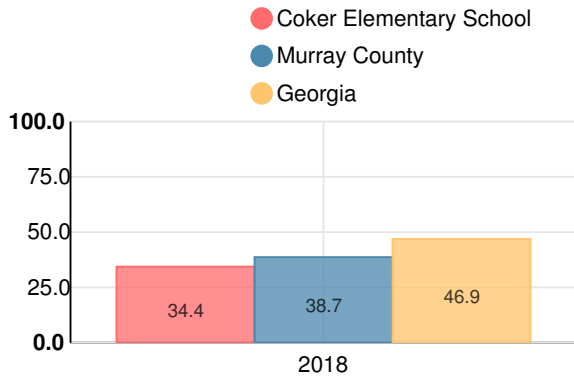
### Social Studies

Percent of students scoring in each performance level on 2018 Georgia Milestones for elementary grades



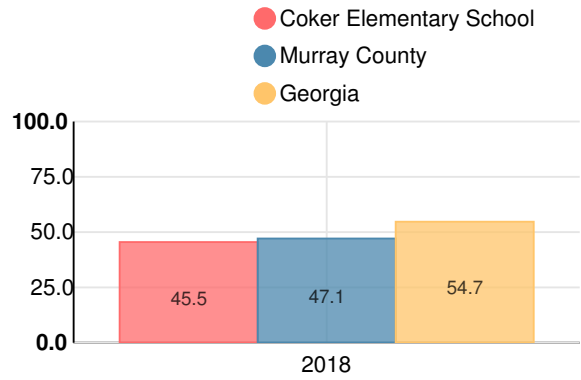
**Reading at or above the Grade Level Target (3rd Grade)**

Percent of students in grade 3 achieving Lexile measure equal to or greater than 670



**Reading at or above the Grade Level Target (5th Grade)**

Percent of students in grade 5 achieving Lexile measure equal to or greater than 920



# Middle School

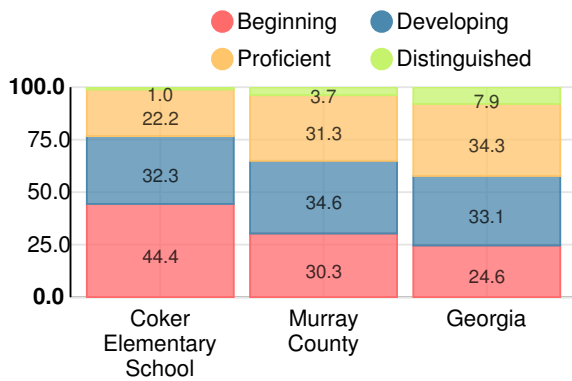
## CCRPI Score

### Coker Elementary School

Indicator	2018
Content Mastery	44.5
Progress	63.5
Closing Gaps	58.3
Readiness	75.0
<b>CCRPI Score</b>	<b>59.3</b>

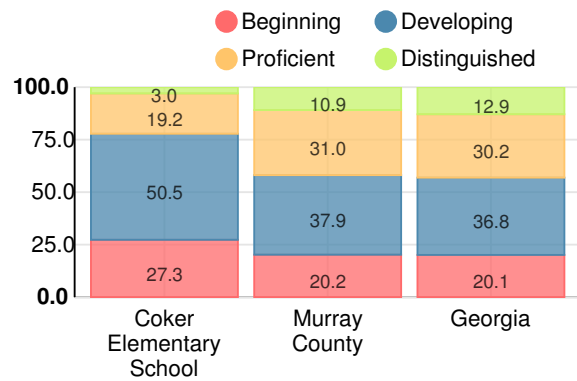
### English

Percent of students scoring in each performance level on 2018 Georgia Milestones for middle school grades



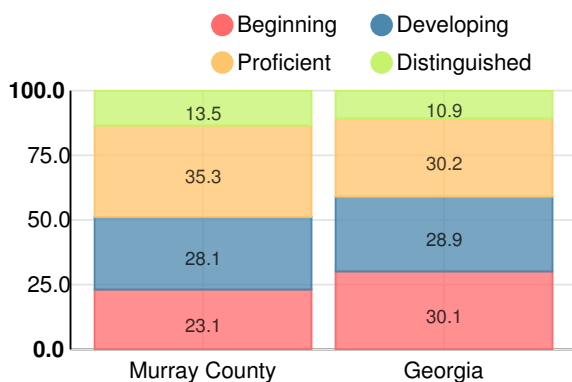
### Mathematics

Percent of students scoring in each performance level on 2018 Georgia Milestones for middle school grades



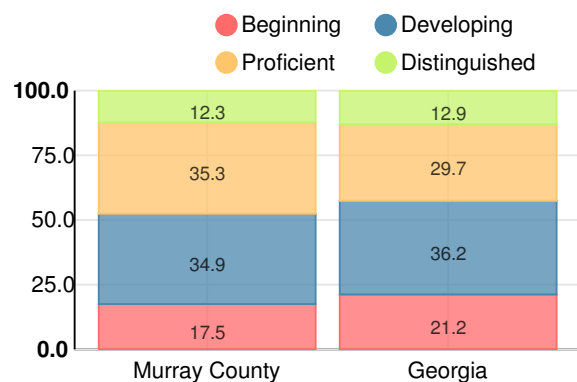
### Science

Percent of students scoring in each performance level on 2018 Georgia Milestones for middle school grades



### Social Studies

Percent of students scoring in each performance level on 2018 Georgia Milestones for middle school grades



### Reading at or above the Grade Level Target (8th Grade)

Percent of students in grade 8 achieving Lexile measure greater than 1097

