



Fox Elementary School

 600 38th St, Columbus, GA 31904

 (706)748-2723

 Grades: K-5

 Enrollment: 270 students

Note: For information on educator qualifications and other federal reporting requirements, [click here](#). Discipline data are available in the [K-12 Student Discipline Dashboard](#).

Performance Snapshot

- Fox Elementary School's **overall performance is higher than 10% of schools in the state** and is lower than its district.
- Its students' **academic growth is higher than 6% of schools in the state** and lower than its district.
- **15.3% of its 3rd grade students are reading at or above the grade level target.**
- Fox Elementary School is **Beating the Odds**, meaning that it performs better than similar schools.

School Wide

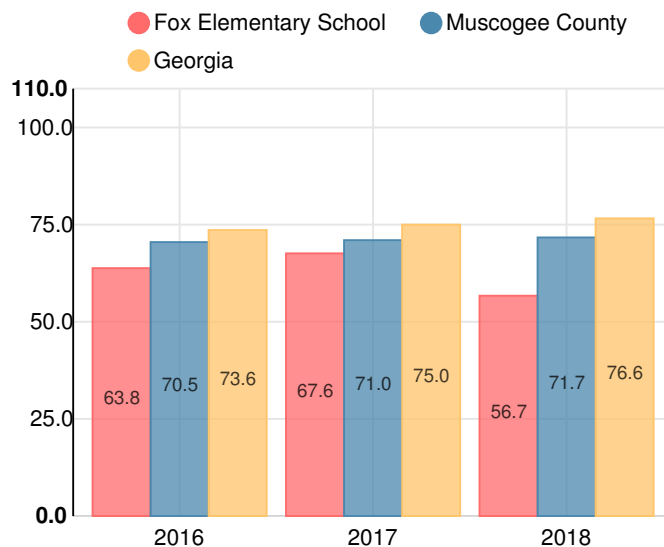
F

56.7

Year	Fox Elementary School
2018	F
2017	D
2016	D
2015	F
2014	F

Grade conversion	
A	90 - 100
B	80 - 89.9
C	70 - 79.9
D	60 - 69.9
F	0 - 59.9

CCRPI Single Score



Student Mobility Rate

78.9%

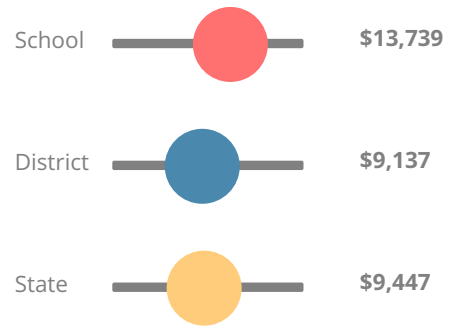
School Climate Star Rating



Financial Efficiency Star Rating

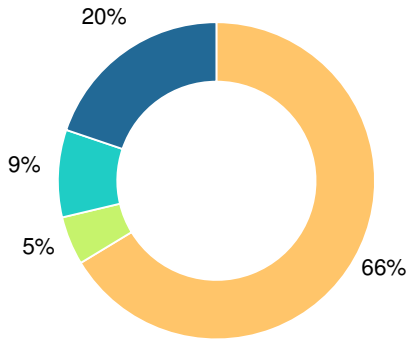


Per Pupil Expenditures



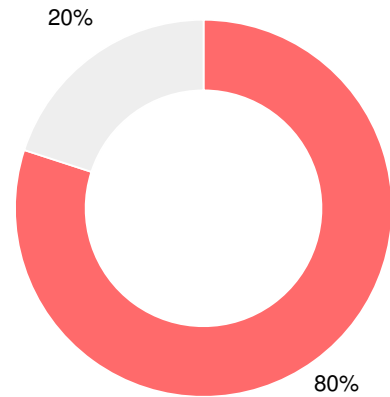
Race/Ethnicity

- Asian/Pacific Islander
- American Indian/Alaskan
- Black
- Hispanic
- Multi-racial
- White



Economically Disadvantaged (ED)

- ED
- Not ED



Students with Disability (SWD)

- SWD
- Not SWD



English Language Learners (ELL)

- ELL
- Not ELL



Elementary

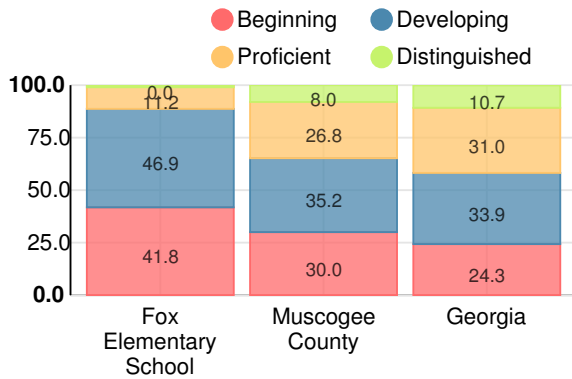
CCRPI Score

Fox Elementary School

Indicator	2018
Content Mastery	36.1
Progress	65.8
Closing Gaps	62.5
Readiness	67.4
CCRPI Score	56.7

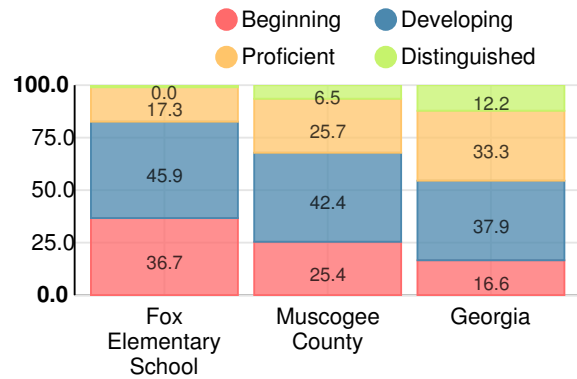
English

Percent of students scoring in each performance level on 2018 Georgia Milestones for elementary grades



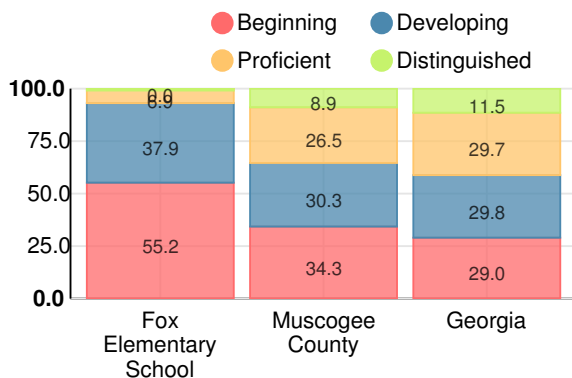
Mathematics

Percent of students scoring in each performance level on 2018 Georgia Milestones for elementary grades



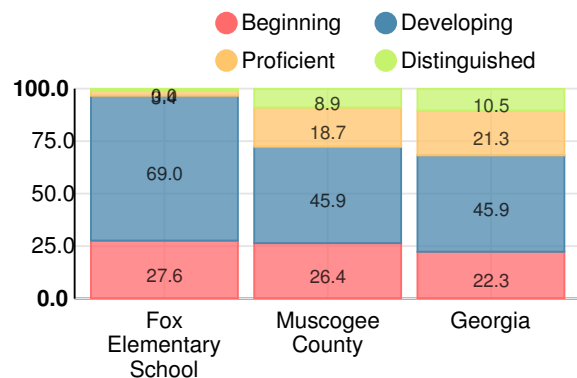
Science

Percent of students scoring in each performance level on 2018 Georgia Milestones for elementary grades



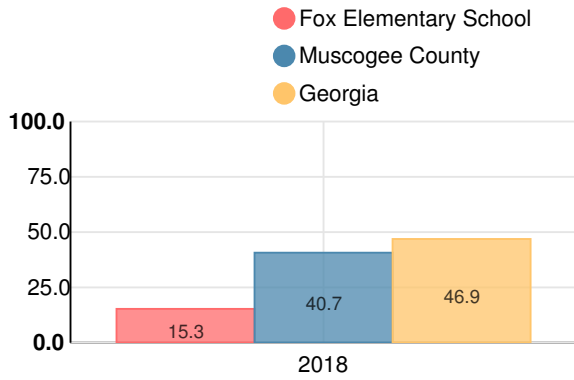
Social Studies

Percent of students scoring in each performance level on 2018 Georgia Milestones for elementary grades



Reading at or above the Grade Level Target (3rd Grade)

Percent of students in grade 3 achieving Lexile measure equal to or greater than 670



Reading at or above the Grade Level Target (5th Grade)

Percent of students in grade 5 achieving Lexile measure equal to or greater than 920

